

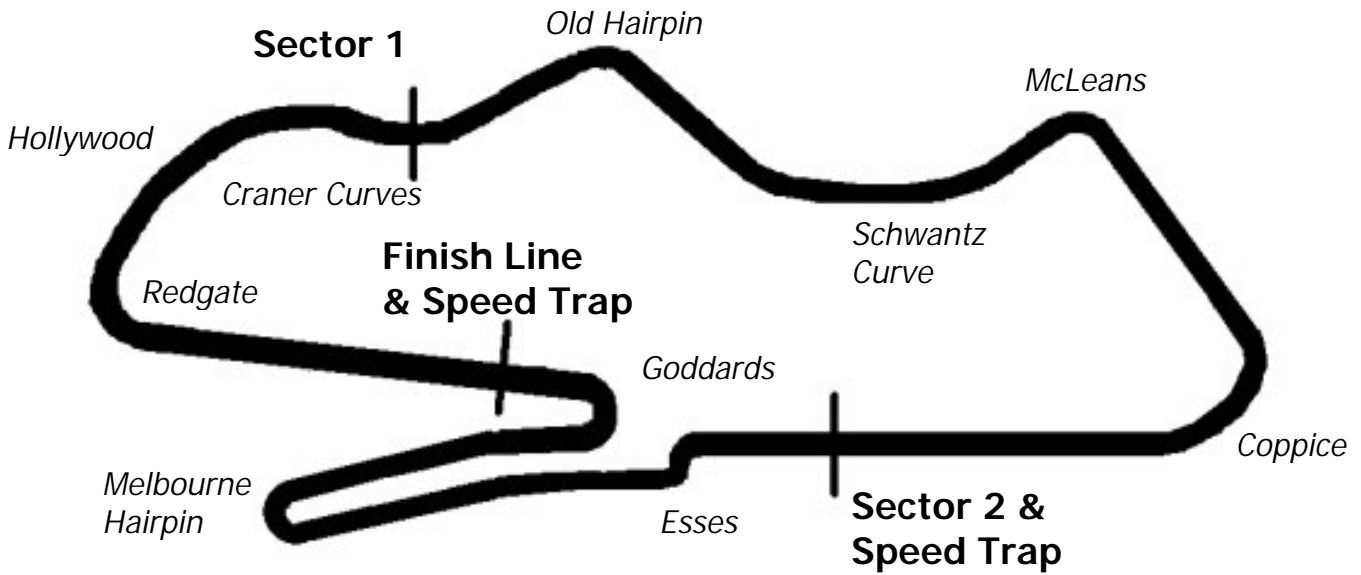


BRITISH SUPERBIKES

**Rounds 23 & 24
Donington Park GP Circuit**

23rd - 25th September 2005

DONINGTON GP



Sector 1 is by the roadway to Craner Hospitality
 Sector 2 is after Dunlop Bridge
 Circuit Length – 2.5 miles

Lap Records		Best Sector Information					
		Sector 1	S1 Trap (mph)	Sector 2	S2 Trap (mph)	Sector 3	F/L Trap (mph)
Superbike	1:32.003	N/A	NONE	N/A	162.4	35.849	121.5
Supersport	1:35.733	N/A	NONE	N/A	149.1	37.508	110.1
Superstock	1:35.621	N/A	NONE	N/A	155.3	37.299	115.7
125GP	1:38.263	N/A	NONE	N/A	127.8	39.577	94.9
Yamaha R6 Cup	1:39.186	N/A	NONE	N/A	139.5	39.187	103.2

MCRCB BULLETIN TK000

2005 Bennetts British Superbike Championship & Superbike Cup FREE PRACTICE 1

POS	NO	CL	NAME	NAT	ENTRY	TIME	LAPS	GAP	MPH
1	6		Ryuichi KIYONARI		Honda - HM Plant Honda	1:46.460	23		84.53
2	9		Karl HARRIS		Honda - Honda-Racing.co.uk	1:47.087	13	0.627	84.04
3	2		Michael RUTTER		Honda - HM Plant Honda	1:47.128	16	0.668	84.01
4	5		Sean EMMETT		Yamaha - Virgin Mobile Samsung	1:48.625	10	2.165	82.85
5	91		Leon HASLAM		Ducati - Airwaves Ducati	1:48.700	17	2.240	82.79
6	8		Tommy HILL		Yamaha - Virgin Mobile Samsung	1:49.582	14	3.122	82.13
7	1		John REYNOLDS		Suzuki - Rizla Suzuki	1:49.639	16	3.179	82.08
8	3		Gary MASON		Honda - Stobart Honda	1:49.973	10	3.513	81.83
9	75		Glen RICHARDS		Kawasaki - Hawk Kawasaki	1:50.312	11	3.852	81.58
10	36		Gregorio LAVILLA		Ducati - Airwaves Ducati	1:50.772	17	4.312	81.24
11	18		James HAYDON		Suzuki - Rizla Suzuki	1:50.947	15	4.487	81.12
12	4		Steve PLATER		Honda - Hydrex Honda	1:51.049	10	4.589	81.04
13	88		Scott SMART		Kawasaki - Vivaldi Racing	1:53.036	11	6.576	79.62
14	14		John McGUINNESS		Honda - Vitrans Racing	1:53.313	11	6.853	79.42
15	68	C	Steve BROGAN		Honda - PR Branson Honda	1:53.398	9	6.938	79.36
16	10		Julien DA COSTA		Kawasaki - Dienza Performance	1:53.437	12	6.977	79.33
17	17		Tristan PALMER		Kawasaki - Vivaldi Racing	1:53.648	13	7.188	79.19
18	12		Dean THOMAS		Kawasaki - Hawk Kawasaki	1:53.763	15	7.303	79.11
19	37	C	Danny BEAUMONT		Honda - Team JJJ Racing	1:54.069	12	7.609	78.90
20	65		Jonathan REA		Honda - Red Bull Honda	1:54.376	14	7.916	78.68
21	77	C	Marty NUTT		Honda-M Johns Motors/NuttTravel	1:54.511	9	8.051	78.59
22	48		Nick MEDD		Kawasaki - Arco Medd Racing	1:54.874	10	8.414	78.34
23	21	C	Malcolm ASHLEY		Kawasaki - MAR	1:54.915	14	8.455	78.31
24	35		Matt LLEWELLYN		Yamaha - AIM Racing	1:55.225	14	8.765	78.10
25	11		Ben WILSON		Kawasaki - Vivaldi Racing	1:55.225	16	8.765	78.10
26	24		Richard WREN		Yamaha - Virgin Mobile Samsung	1:55.352	15	8.892	78.02
27	25		Dennis HOBBS		Yamaha - Team Nvidia	1:55.456	14	8.996	77.95
28	22	C	Michael PENSAVALLE		Kawasaki - MP Racing	1:55.588	15	9.128	77.86
29	33		Michael LAVERTY		Honda - Stobart Honda	1:55.809	13	9.349	77.71
30	56	C	James BUCKINGHAM		Suzuki - Quay Garage Suzuki	1:56.544	19	10.084	77.22
31	42		Dean ELLISON		Honda - Slingshot Racing	1:58.849	9	12.389	75.72
32	74		Kieran CLARKE		Honda - Hydrex Honda	1:59.891	12	13.431	75.06
33	43	C	Howie MAINWARING		Suzuki	2:02.860	9	16.400	73.25
34	26	C	Chris MARTIN		Suzuki - Nycom Racing	2:06.418	3	19.958	71.19

Weather / Track : Raining / Wet

Donington Park
Circuit Length = 2.5000 miles.
Start: 11:50 End: 12:42

MCRCB BULLETIN TK000

2005 Bennetts British Superbike Championship & Superbike Cup FREE PRACTICE 1 - SECTOR ANALYSIS

1		John REYNOLDS				Suzuki - Rizla Suzuki			
1 - 5:50.798	55.045 118.3	50.539 98.6	X:00.000	9 - 22.941	43.720 144.3	42.978 102.4	1:49.639		
2 - 27.557	48.548 119.8	47.827 70.2	2:03.932	10 - 7:07.680	49.433 136.3	45.250 102.2	X:00.000		
3 - 7:41.805	51.068 118.3	49.509 102.0	X:00.000	11 - 24.455	45.241 143.7	43.396 104.2	1:53.092		
4 - 25.108	46.502 134.2	45.215 99.7	1:56.825	12 - 23.371	44.951 138.3	43.535 103.8	1:51.857		
5 - 24.282	45.309 140.6	43.990 103.3	1:53.581	13 - 23.113	44.557 138.9	43.807 105.9	1:51.477		
6 - 23.489	44.754 143.0	43.477 103.8	1:51.720	14 - 25.137	48.490 138.6	44.363 105.7	1:57.990		
7 - 23.006	44.816 141.2	43.405 103.7	1:51.227	15 - 3:55.013	52.788 116.5	50.853 96.7	X:00.000		
8 - 23.145	44.713 146.5	42.765 105.0	1:50.623	16 - 26.868	50.610 121.7	48.369 97.5	2:05.847		
2		Michael RUTTER				Honda - HM Plant Honda			
1 - 6:19.940	48.856 116.5	47.530 108.8	X:00.000	9 - 8:32.653	47.623 128.3	45.513 101.4	X:00.000		
2 - 24.922	45.285 137.5	44.250 110.3	1:54.457	10 - 24.411	45.360 134.4	44.579 100.9	1:54.350		
3 - 23.957	43.928 139.8	43.125 110.6	1:51.010	11 - 23.675	44.926 142.7	43.665 105.4	1:52.266		
4 - 8:34.245	46.283 127.8	44.634 107.5	X:00.000	12 - 23.560	44.188 144.3	42.785 109.1	1:50.533		
5 - 23.395	43.669 144.3	42.709 110.6	1:49.773	13 - 4:54.594	45.921 137.7	43.559 107.5	X:00.000		
6 - 23.141	43.604 145.5	42.550 110.6	1:49.295	14 - 23.471	44.475 145.5	43.542 108.2	1:51.488		
7 - 22.784	43.175 145.5	41.938 112.8	1:47.897	15 - 23.200	45.946 137.5	43.087 109.3	1:52.233		
8 - 22.697	42.463 148.1	41.968 105.7	1:47.128	16 - 23.009	43.224 144.6	42.339 107.3	1:48.572		
3		Gary MASON				Honda - Stobart Honda			
1 - 6:58.988	49.499 136.1	46.337 104.7	X:00.000	6 - 23.998	45.182 134.7	44.755 108.8	1:53.935		
2 - 24.764	47.481 131.3	46.300 104.7	1:58.545	7 - 23.540	43.754 138.3	43.374 110.6	1:50.668		
3 - 9:03.355	48.331 129.5	46.770 107.0	X:00.000	8 - 23.786	44.504 141.8	43.510 109.7	1:51.800		
4 - 24.344	44.595 142.4	44.178 108.4	1:53.117	9 - 23.131	43.952 141.2	42.890 109.3	1:49.973		
5 - 23.445	44.444 138.3	44.012 105.7	1:51.901	10 - X:00.000	47.855 134.2	46.314 103.0	X:00.000		
4		Steve PLATER				Honda - Hydrex Honda			
1 - 7:31.751	50.726 133.1	47.914 104.7	X:00.000	6 - 23.698	44.339 145.2	43.012 109.3	1:51.049		
2 - 24.610	46.374 147.1	44.680 106.8	1:55.664	7 - 9:27.512	48.653 142.4	45.105 102.7	X:00.000		
3 - X:00.000	47.712 135.8	44.823 104.0	X:00.000	8 - 24.628	46.315 143.0	45.066 105.4	1:56.009		
4 - 24.183	45.082 148.4	44.172 107.5	1:53.437	9 - 24.348	46.045 144.6	44.423 104.2	1:54.816		
5 - 23.989	45.392 134.4	44.179 107.5	1:53.560	10 - 24.478	45.760 145.8	44.417 106.1	1:54.655		
5		Sean EMMETT				Yamaha - Virgin Mobile Samsung			
1 - 5:45.867	50.944 121.1	47.722 105.0	X:00.000	6 - 22.906	43.301 148.7	43.349 108.2	1:49.556		
2 - 25.079	45.653 129.8	45.066 105.6	1:55.798	7 - 24.752	46.013 140.6	44.020 104.5	1:54.785		
3 - 23.611	44.387 135.8	44.092 105.4	1:52.090	8 - 22.987	43.919 142.7	46.664 106.8	1:53.570		
4 - 23.383	43.729 143.7	43.500 106.1	1:50.612	9 - 23.017	43.272 145.5	42.336 108.0	1:48.625		
5 - 22.829	43.263 142.7	43.121 106.8	1:49.213	10 - 5:37.928	45.745 134.2	45.732 103.8	X:00.000		

MCRCB BULLETIN TK000

2005 Bennetts British Superbike Championship & Superbike Cup FREE PRACTICE 1 - SECTOR ANALYSIS

(contd.)

6	Ryuichi KIYONARI				Honda - HM Plant Honda			
1 - 6:05.545	48.380 144.0	45.249 104.5	X:00.000	13 - 22.750	42.803 153.2	42.044 112.4	1:47.597	
2 - 24.112	46.674 127.8	45.050 107.7	1:55.836	14 - 22.770	43.257 153.5	41.858 106.3	1:47.885	
3 - 23.934	45.337 142.7	42.542 108.4	1:51.813	15 - 8:59.137	47.709 138.0	45.625 105.6	X:00.000	
4 - 22.841	43.507 145.5	43.484 112.6	1:49.832	16 - 23.996	45.995 149.1	44.722 109.1	1:54.713	
5 - 23.705	44.848 151.1	41.780 112.0	1:50.333	17 - 22.731	43.509 153.5	42.147 109.1	1:48.387	
6 - 22.619	43.137 153.2	41.876 112.2	1:47.632	18 - 22.575	43.610 151.4	41.850 110.3	1:48.035	
7 - 22.533	43.050 149.4	42.511 112.4	1:48.094	19 - 22.356	42.881 145.2	42.288 108.0	1:47.525	
8 - 22.498	42.614 152.5	41.946 109.3	1:47.058	20 - 22.418	43.268 149.4	43.375 112.0	1:49.061	
9 - 22.447	42.793 151.1	41.601 111.2	1:46.841	21 - 24.197	44.263 149.7	42.015 109.0	1:50.475	
10 - 22.280	42.728 152.8	41.452 113.0	1:46.460	22 - 22.307	44.030 151.4	41.611 109.3	1:47.948	
11 - 23.139	43.065 149.7	42.378 111.6	1:48.582	23 - 24.147	47.261 132.3	44.249 109.5	1:55.657	
12 - 22.272	42.881 149.4	42.870 109.9	1:48.023					
8	Tommy HILL				Yamaha - Virgin Mobile Samsung			
1 - 5:51.847	51.131 142.7	46.511 102.8	X:00.000	8 - 23.345	43.954 150.8	42.283 107.3	1:49.582	
2 - 25.316	47.363 142.1	45.378 103.0	1:58.057	9 - 23.483	45.163 148.7	42.587 107.3	1:51.233	
3 - 24.714	46.050 145.8	44.226 106.6	1:54.990	10 - 23.263	44.688 148.1	42.552 107.5	1:50.503	
4 - 23.742	45.887 147.1	43.775 104.0	1:53.404	11 - 7:00.357	46.384 142.4	44.288 106.3	X:00.000	
5 - 23.885	45.491 143.7	43.803 107.3	1:53.179	12 - 23.757	44.586 143.0	43.780 106.8	1:52.123	
6 - 23.676	44.671 149.4	42.994 106.1	1:51.341	13 - 23.461	44.393 147.1	43.220 107.3	1:51.074	
7 - 23.701	44.591 148.4	42.699 106.6	1:50.991	14 - 23.333	44.719 145.5	42.786 106.6	1:50.838	
9	Karl HARRIS				Honda - Honda-Racing.co.uk			
1 - 7:27.885	50.127 135.0	46.410 104.0	X:00.000	8 - 23.506	44.143 145.8	43.140 106.8	1:50.789	
2 - 24.592	45.970 142.4	43.785 106.8	1:54.347	9 - 23.135	43.709 148.7	42.117 107.0	1:48.961	
3 - 23.922	44.531 148.1	42.800 106.4	1:51.253	10 - 22.858	43.421 150.1	41.927 107.1	1:48.206	
4 - 23.242	44.569 144.3	43.000 106.1	1:50.811	11 - 7:06.399	46.319 145.8	42.808 107.1	X:00.000	
5 - 23.105	42.996 150.8	41.853 107.9	1:47.954	12 - 22.700	43.757 146.2	42.270 104.5	1:48.727	
6 - 9:47.638	44.756 140.6	43.326 105.7	X:00.000	13 - 22.648	42.960 150.4	41.479 106.4	1:47.087	
7 - 22.850	43.185 148.7	42.057 107.7	1:48.092					
10	Julien DA COSTA				Kawasaki - Dienza Performance			
1 - 7:07.707	51.338 125.6	49.725 97.7	X:00.000	7 - 24.035	45.890 146.5	43.955 104.5	1:53.880	
2 - 26.310	48.988 135.8	46.638 104.5	2:01.936	8 - 24.209	45.334 144.6	43.894 103.5	1:53.437	
3 - 24.937	46.692 140.6	45.060 102.0	1:56.689	9 - X:00.000	48.639 137.7	46.859 101.4	X:00.000	
4 - 24.298	46.152 138.0	44.361 105.0	1:54.811	10 - 25.251	46.627 140.1	44.814 101.7	1:56.692	
5 - X:00.000	48.042 140.9	45.324 105.2	X:00.000	11 - 24.327	46.005 142.4	44.377 103.3	1:54.709	
6 - 24.346	45.641 139.8	44.181 105.4	1:54.168	12 - 24.034	45.524 143.7	44.239 104.2	1:53.797	
11	Ben WILSON				Kawasaki - Vivaldi Racing			
1 - 7:13.244	53.313 130.0	50.331 100.4	X:00.000	9 - 25.002	47.162 136.3	45.092 96.8	1:57.256	
2 - 25.766	48.778 139.2	46.468 102.2	2:01.012	10 - 25.181	47.769 136.9	46.558 100.4	1:59.508	
3 - 25.231	47.446 144.0	45.002 103.2	1:57.679	11 - 25.039	48.070 138.9	45.760 102.7	1:58.869	
4 - 24.390	46.519 138.3	45.548 101.7	1:56.457	12 - 24.722	49.039 138.0	45.514 104.2	1:59.275	
5 - 24.819	46.562 144.3	44.867 105.4	1:56.248	13 - 24.709	47.459 144.0	44.565 100.4	1:56.733	
6 - 24.675	46.378 138.9	44.979 103.8	1:56.032	14 - 24.524	46.724 137.7	43.977 104.7	1:55.225	
7 - X:00.000	50.720 130.0	46.033 103.3	X:00.000	15 - 24.388	46.991 140.6	44.248 104.9	1:55.627	
8 - 24.909	47.449 139.2	44.927 103.8	1:57.285	16 - 24.607	47.047 141.8	44.622 103.3	1:56.276	

Weather / Track : Raining / Wet

Donington Park
Circuit Length = 2.5000 miles.
Start: 11:50 End: 12:42

MCRCB BULLETIN TK000

2005 Bennetts British Superbike Championship & Superbike Cup FREE PRACTICE 1 - SECTOR ANALYSIS

(contd.)

12	Dean THOMAS				Kawasaki - Hawk Kawasaki			
1 - 8:13.878	51.050 123.3	47.820 101.2	X:00.000	9 - 24.622	45.811 140.1	45.132 102.4	1:55.565	
2 - 25.134	46.670 137.2	46.663 104.4	1:58.467	10 - 25.137	46.774 135.8	45.298 103.7	1:57.209	
3 - 24.617	46.063 139.5	45.340 106.4	1:56.020	11 - 24.353	46.147 134.4	44.828 102.4	1:55.328	
4 - 24.194	45.741 139.5	45.171 104.4	1:55.106	12 - 24.170	45.329 140.6	44.264 104.4	1:53.763	
5 - 24.024	45.575 136.1	45.086 104.9	1:54.685	13 - 5:27.964	46.438 134.4	45.727 105.2	X:00.000	
6 - 24.191	45.351 138.9	44.854 104.4	1:54.396	14 - 24.976	45.803 129.3	48.454 103.7	1:59.233	
7 - X:00.000	47.726 133.4	45.502 103.2	X:00.000	15 - 24.514	46.309 138.9	44.344 106.1	1:55.167	
8 - 24.656	46.754 137.7	45.667 102.8	1:57.077					
14	John McGUINNESS				Honda - Vitrans Racing			
1 - X:00.000	50.214 131.3	49.581 97.2	X:00.000	7 - 24.530	46.654 144.0	45.156 101.2	1:56.340	
2 - 6:43.302	49.901 140.1	47.219 99.5	X:00.000	8 - 24.318	45.838 145.5	44.680 101.4	1:54.836	
3 - 24.835	46.630 145.5	46.736 97.1	1:58.201	9 - 23.775	45.041 147.1	44.497 102.0	1:53.313	
4 - 25.008	45.987 143.7	45.563 101.2	1:56.558	10 - 7:08.501	48.916 143.3	47.979 99.2	X:00.000	
5 - X:00.000	51.906 138.6	48.673 99.2	X:00.000	11 - 24.524	46.750 144.9	45.154 100.6	1:56.428	
6 - 25.469	47.738 139.8	45.918 98.9	1:59.125					
17	Tristan PALMER				Kawasaki - Vivaldi Racing			
1 - 9:25.478	50.136 137.7	47.579 100.9	X:00.000	8 - X:00.000	48.703 142.7	46.323 103.3	X:00.000	
2 - 25.805	47.970 141.5	46.087 104.2	1:59.862	9 - 25.275	47.727 143.3	47.949 102.5	2:00.951	
3 - 7:08.958	49.654 129.3	47.247 103.0	X:00.000	10 - 24.530	46.425 139.8	45.629 102.7	1:56.584	
4 - 24.888	46.326 142.4	45.427 105.4	1:56.641	11 - 24.539	47.138 145.5	45.035 103.3	1:56.712	
5 - 25.006	47.091 143.7	45.087 105.0	1:57.184	12 - 23.960	46.467 141.5	45.258 103.5	1:55.685	
6 - 24.376	46.464 141.8	45.266 104.0	1:56.106	13 - 23.918	46.769 136.3	45.772 103.7	1:56.459	
7 - 23.872	45.744 145.5	44.032 105.7	1:53.648					
18	James HAYDON				Suzuki - Rizla Suzuki			
1 - 5:53.989	52.378 116.1	49.039 103.8	X:00.000	9 - 23.467	44.333 144.9	43.754 99.7	1:51.554	
2 - 25.778	48.559 130.5	46.293 106.6	2:00.630	10 - 24.233	46.018 144.0	44.011 101.2	1:54.262	
3 - 25.798	46.398 142.1	45.393 102.0	1:57.589	11 - X:00.000	46.396 144.0	44.375 106.6	X:00.000	
4 - 24.323	45.626 142.7	44.102 103.0	1:54.051	12 - 23.865	44.735 145.8	43.663 103.2	1:52.263	
5 - 23.887	45.027 141.2	43.933 103.8	1:52.847	13 - 23.494	44.844 140.1	45.090 100.0	1:53.428	
6 - 23.504	44.232 143.7	43.271 101.7	1:51.007	14 - 23.916	49.546 137.2	47.438 98.9	2:00.900	
7 - X:00.000	48.062 139.2	44.237 100.0	X:00.000	15 - 26.377	49.518 120.0	47.920 89.1	2:03.815	
8 - 23.693	44.471 147.4	42.783 104.2	1:50.947					
21	Malcolm ASHLEY				Kawasaki - MAR C			
1 - X:00.000	53.779 125.2	49.958 92.8	X:00.000	8 - 24.959	47.411 139.2	45.900 98.1	1:58.270	
2 - 9:13.088	49.048 134.2	47.088 98.1	X:00.000	9 - 24.929	47.303 138.3	45.244 101.4	1:57.476	
3 - 25.554	48.213 134.2	46.501 99.8	2:00.268	10 - 24.803	46.837 140.9	44.605 102.7	1:56.245	
4 - 25.299	47.331 138.3	45.841 94.0	1:58.471	11 - 24.453	46.276 136.3	44.985 103.2	1:55.714	
5 - 25.810	47.365 135.5	46.476 99.0	1:59.651	12 - 24.352	46.848 138.6	45.064 100.8	1:56.264	
6 - 26.219	48.723 129.8	46.909 97.5	2:01.851	13 - 24.479	46.012 139.8	44.424 102.2	1:54.915	
7 - 26.139	48.903 130.8	46.490 100.0	2:01.532	14 - 24.881	46.406 141.2	44.273 103.5	1:55.560	

MCRCB BULLETIN TK000

**2005 Bennetts British Superbike Championship & Superbike Cup
FREE PRACTICE 1 - SECTOR ANALYSIS**

(contd.)

22	Michael PENSAVALLE				Kawasaki - MP Racing				C
1 - X:00.000	1:02.062 126.8	49.067 100.6	X:00.000	9 - 4:34.299	48.565 130.5	45.594 102.7	X:00.000		
2 - 25.591	48.026 137.2	46.194 101.9	1:59.811	10 - 24.485	47.683 137.2	46.549 102.7	1:58.717		
3 - 3:48.548	46.829 142.1	46.362 102.2	X:00.000	11 - 24.381	47.183 139.5	45.407 103.7	1:56.971		
4 - 25.609	48.336 137.7	46.373 100.3	2:00.318	12 - 24.281	46.056 133.6	45.251 99.7	1:55.588		
5 - 7:33.721	48.401 132.3	46.749 101.1	X:00.000	13 - 24.365	47.069 140.6	45.210 103.8	1:56.644		
6 - 26.226	48.208 127.5	46.767 101.5	2:01.201	14 - 24.845	47.345 138.0	45.031 102.0	1:57.221		
7 - 24.757	47.464 137.2	46.863 101.9	1:59.084	15 - 24.324	47.200 136.9	45.718 102.0	1:57.242		
8 - 24.720	47.485 133.9	45.796 102.4	1:58.001						
24	Richard WREN				Yamaha - Virgin Mobile Samsung				
1 - 6:59.551	54.116 133.4	51.654 101.5	X:00.000	9 - X:00.000	47.462 136.6	46.665 104.4	X:00.000		
2 - 26.590	49.096 136.3	48.644 104.2	2:04.330	10 - 24.549	47.266 131.5	47.236 103.7	1:59.051		
3 - 26.345	47.342 139.8	46.677 104.9	2:00.364	11 - 24.443	46.741 129.8	46.011 102.8	1:57.195		
4 - 24.176	45.744 142.7	45.632 105.2	1:55.552	12 - 24.428	45.484 137.5	45.528 103.8	1:55.440		
5 - 23.952	45.539 140.3	46.393 105.9	1:55.884	13 - 24.038	46.147 138.3	45.169 104.9	1:55.354		
6 - 23.949	46.334 139.8	45.737 107.0	1:56.020	14 - 6:08.389	46.725 139.2	46.249 98.4	X:00.000		
7 - 23.772	45.269 140.1	46.311 97.0	1:55.352	15 - 24.320	48.136 136.1	50.486 103.0	2:02.942		
8 - 24.578	47.041 140.1	45.951 102.2	1:57.570						
25	Dennis HOBBS				Yamaha - Team Nvidia				
1 -		92.1	X:00.000	8 - 25.020	46.724 140.9	45.658 102.0	1:57.402		
2 -		91.3	X:00.000	9 - 24.852	46.406 136.6	45.713 103.3	1:56.971		
3 -		94.4	2:03.653	10 - 24.416	46.557 135.5	45.353 102.8	1:56.326		
4 -	8:25.131 126.8	98.0	X:00.000	11 - 24.289	46.380 134.4	45.071 103.3	1:55.740		
5 - 25.533	47.072 132.8	47.100 96.7	1:59.705	12 - 24.050	45.884 133.6	45.522 99.2	1:55.456		
6 - 25.620	47.219 137.7	46.511 99.7	1:59.350	13 - 24.176	46.134 138.6	45.210 99.0	1:55.520		
7 - 25.210	46.731 143.3	46.374 99.7	1:58.315	14 - 24.625	46.874 138.0	45.474 100.9	1:56.973		
26	Chris MARTIN				Suzuki - Nycom Racing				C
1 - X:00.000	57.639 107.3	53.825	X:00.000	3 - 26.922	50.277 122.2	49.219 100.3	2:06.418		
2 - 5:13.093	52.870 118.9	52.724 95.1	X:00.000						
32	TBD								
33	Michael LAVERTY				Honda - Stobart Honda				
1 - 7:33.605	1:02.989 117.3	55.260 97.0	X:00.000	8 - 9:01.149	59.985 101.5	58.610 80.6	X:00.000		
2 - 32.918	54.783 118.3	48.812 100.6	2:16.513	9 - 31.333	59.214 124.9	52.184 99.8	2:22.731		
3 - 26.487	49.250 132.8	46.564 105.0	2:02.301	10 - 26.656	51.255 132.3	46.759 102.4	2:04.670		
4 - 25.217	47.717 136.9	45.591 105.2	1:58.525	11 - X:00.000	59.896 123.1	49.697 100.1	X:00.000		
5 - 24.772	47.430 135.5	45.815 105.6	1:58.017	12 - 26.076	49.316 134.7	46.200 102.2	2:01.592		
6 - 24.376	46.673 137.7	45.362 103.5	1:56.411	13 - 25.642	48.408 133.1	46.419 106.1	2:00.469		
7 - 24.315	46.603 138.9	44.891 104.5	1:55.809						

MCRCB BULLETIN TK000

2005 Bennetts British Superbike Championship & Superbike Cup FREE PRACTICE 1 - SECTOR ANALYSIS

(contd.)

35	Matt LLEWELLYN				Yamaha - AIM Racing			
1 - 6:15.591	52.278 115.7	49.889 101.2	X:00.000	8 - 23.935	45.684 128.3	45.606 102.5	1:55.225	
2 - 26.348	47.890 121.7	47.865 100.0	2:02.103	9 - 24.154	46.092 131.5	45.383 101.9	1:55.629	
3 - 25.365	47.643 125.4	47.471 101.9	2:00.479	10 - 4:57.679	48.799 125.4	45.741 103.2	X:00.000	
4 - 25.238	47.446 126.6	46.724 100.1	1:59.408	11 - 24.694	47.256 128.8	45.421 101.9	1:57.371	
5 - 24.875	47.064 128.8	47.215 98.4	1:59.154	12 - 24.686	49.255 130.0	45.891 102.2	1:59.832	
6 - 4:50.858	51.757 121.1	46.633 100.4	X:00.000	13 - 24.575	46.792 133.4	45.209 98.6	1:56.576	
7 - 24.394	46.264 128.0	45.469 105.7	1:56.127	14 - 4:36.381	48.751 126.1	46.311 102.4	X:00.000	
36	Gregorio LAVILLA				Ducati - Airwaves Ducati			
1 - 5:43.510	54.552 120.0	49.668 99.5	X:00.000	10 - 23.429	44.754 137.2	43.590 106.3	1:51.773	
2 - 25.763	47.407 128.5	47.303 105.0	2:00.473	11 - 23.314	44.356 137.5	43.491 107.1	1:51.161	
3 - 24.638	45.807 126.1	44.776 104.4	1:55.221	12 - X:00.000	50.986 128.0	47.991 101.2	X:00.000	
4 - 23.678	45.127 134.7	44.195 105.7	1:53.000	13 - 24.721	46.878 138.9	44.926 103.7	1:56.525	
5 - 23.689	45.212 135.8	44.308 105.9	1:53.209	14 - 24.006	45.891 129.0	45.623 103.2	1:55.520	
6 - 23.391	45.065 135.8	44.547 106.4	1:53.003	15 - 23.781	44.870 140.1	44.167 106.6	1:52.818	
7 - 23.274	44.962 138.9	44.121 107.1	1:52.357	16 - 24.316	45.259 137.7	46.006 104.5	1:55.581	
8 - 22.995	44.440 140.3	43.337 106.6	1:50.772	17 - 23.391	44.110 144.3	43.650 106.8	1:51.151	
9 - 22.754	44.071 128.0	44.452 102.0	1:51.277					
37	Danny BEAUMONT				Honda - Team JLL Racing C			
1 - 7:57.476	51.105 122.4	48.727 98.1	X:00.000	7 - 4:41.030	46.080 138.9	44.808 105.0	X:00.000	
2 - 4:49.443	47.543 135.8	46.037 104.2	X:00.000	8 - 23.922	45.610 143.3	44.537 101.7	1:54.069	
3 - 24.168	46.543 139.2	46.516 101.2	1:57.227	9 - 24.234	45.597 135.2	44.687 102.8	1:54.518	
4 - 24.530	46.646 138.3	45.627 103.8	1:56.803	10 - 24.136	46.608 140.1	44.751 102.7	1:55.495	
5 - 23.803	45.372 139.8	45.641 106.3	1:54.816	11 - 9:11.488	46.948 133.4	45.882 104.4	X:00.000	
6 - 23.855	46.066 131.3	45.176 104.2	1:55.097	12 - 23.554	45.427 138.0	45.128 104.2	1:54.109	
42	Dean ELLISON				Honda - Slingshot Racing			
1 - X:00.000	55.502 134.7	57.163 86.9	X:00.000	6 - X:00.000	51.058 140.6	45.480 101.4	X:00.000	
2 - 3:36.995	48.187 142.4	45.834 101.9	X:00.000	7 - 25.210	47.969 145.5	46.238 101.1	1:59.417	
3 - 25.349	47.486 145.8	46.014 100.0	1:58.849	8 - 25.695	48.218 141.8	47.253 99.4	2:01.166	
4 - 25.288	47.674 148.1	46.135 100.9	1:59.097	9 - 6:03.813	50.529 131.5	47.298 101.2	X:00.000	
5 - 25.486	47.501 146.2	47.019 99.7	2:00.006					
43	Howie MAINWARING				Suzuki C			
1 - X:00.000	59.624 90.6	56.508 90.1	X:00.000	6 - 26.904	50.596 110.1	49.297 99.5	2:06.797	
2 - 5:28.162	53.824 103.5	51.594 90.0	X:00.000	7 - 26.871	49.822 114.1	48.952 97.0	2:05.645	
3 - 27.475	51.485 105.3	51.347 96.4	2:10.307	8 - 26.562	49.578 115.9	48.389 98.9	2:04.529	
4 - 7:53.047	52.732 108.7	52.321 95.8	X:00.000	9 - 25.975	48.784 117.3	48.101 97.7	2:02.860	
5 - 27.667	51.039 108.7	51.131 98.9	2:09.837					
48	Nick MEDD				Kawasaki - Arco Medd Racing			
1 - 6:54.709	55.588 126.3	49.928 103.2	X:00.000	6 - 24.161	46.635 142.1	45.575 99.5	1:56.371	
2 - 3:30.555	48.182 134.2	46.936 104.7	X:00.000	7 - X:00.000	51.719 137.5	47.954 101.7	X:00.000	
3 - 24.438	46.912 135.2	46.364 103.0	1:57.714	8 - 24.287	47.067 145.2	45.272 101.5	1:56.626	
4 - X:00.000	50.703 136.6	47.568 101.1	X:00.000	9 - 23.787	46.368 139.8	44.719 103.0	1:54.874	
5 - 24.795	47.075 144.3	45.595 102.2	1:57.465	10 - 23.982	46.801 145.5	45.162 99.2	1:55.945	

Weather / Track : Raining / Wet

Donington Park
Circuit Length = 2.5000 miles.
Start: 11:50 End: 12:42

MCRCB BULLETIN TK000

**2005 Bennetts British Superbike Championship & Superbike Cup
FREE PRACTICE 1 - SECTOR ANALYSIS**

(contd.)

56	James BUCKINGHAM				Suzuki - Quay Garage Suzuki				C
1 - 7:39.423	54.821 115.7	53.740 83.8	X:00.000	11 - X:00.000	53.365 118.3	51.335 97.7	X:00.000		
2 - 26.992	50.163 118.3	50.164 86.6	2:07.319	12 - 25.804	49.562 139.8	47.012 100.0	2:02.378		
3 - 26.782	49.165 127.0	48.083 98.0	2:04.030	13 - 24.907	47.409 132.8	47.237 101.4	1:59.553		
4 - 25.329	48.899 133.9	46.470 99.0	2:00.698	14 - 24.530	47.268 139.8	46.159 101.5	1:57.957		
5 - 25.036	49.316 118.9	47.696 102.0	2:02.048	15 - 24.602	47.007 140.9	45.350 101.5	1:56.959		
6 - 24.700	47.791 136.1	46.106 100.4	1:58.597	16 - 24.426	47.086 140.6	45.375 102.0	1:56.887		
7 - 24.571	47.436 137.5	45.887 100.0	1:57.894	17 - 24.450	48.201 138.9	51.324 100.1	2:03.975		
8 - 24.417	46.800 138.3	45.469 102.2	1:56.686	18 - 24.408	46.917 139.8	45.219 99.8	1:56.544		
9 - 24.428	47.797 134.7	45.636 101.7	1:57.861	19 - 24.409	46.650 139.5	45.593 101.1	1:56.652		
10 - 24.339	47.292 137.2	45.393 102.7	1:57.024						
65	Jonathan REA				Honda - Red Bull Honda				
1 - 7:59.531	51.911 128.0	48.592 105.4	X:00.000	8 - 24.169	45.650 140.3	45.583 90.3	1:55.402		
2 - 25.985	49.087 131.8	48.233 104.7	2:03.305	9 - 26.753	48.242 128.8	47.026 103.2	2:02.021		
3 - 24.800	46.359 139.5	45.743 108.0	1:56.902	10 - X:00.000	47.987 133.1	47.734 105.0	X:00.000		
4 - 24.724	46.829 141.8	44.919 107.9	1:56.472	11 - 23.842	46.370 140.3	49.829 103.0	2:00.041		
5 - 8:53.024	48.474 137.2	46.994 107.0	X:00.000	12 - 24.113	45.640 140.9	44.754 105.4	1:54.507		
6 - 24.256	45.926 144.9	44.194 106.4	1:54.376	13 - 23.804	46.538 136.3	46.077 107.1	1:56.419		
7 - 24.807	46.424 142.1	47.010 104.9	1:58.241	14 - 23.676	46.004 140.3	44.714 105.4	1:54.394		
68	Steve BROGAN				Honda - PR Branson Honda				C
1 - X:00.000	47.342 134.4	45.431 104.5	X:00.000	6 - 23.729	45.152 137.2	44.517 105.0	1:53.398		
2 - 25.356	45.153 136.1	45.096 103.0	1:55.605	7 - 23.848	45.204 135.5	45.121 103.2	1:54.173		
3 - 24.143	45.037 140.6	45.239 102.8	1:54.419	8 - 23.883	45.356 139.8	45.331 104.5	1:54.570		
4 - 24.581	46.655 138.9	45.828 104.5	1:57.064	9 - 24.423	46.255 137.5	45.767 102.4	1:56.445		
5 - 5:26.447	48.359 126.8	45.378 104.5	X:00.000						
74	Kieran CLARKE				Honda - Hydrex Honda				
1 - 7:21.053	54.691 134.7	1:19.178 95.4	X:00.000	7 - X:00.000	51.631 132.1	47.758 98.1	X:00.000		
2 - 27.962	50.926 131.0	49.875 104.4	2:08.763	8 - 26.327	48.524 140.6	47.165 103.2	2:02.016		
3 - 26.273	48.162 137.2	48.781 106.4	2:03.216	9 - 25.749	48.187 138.6	46.265 103.0	2:00.201		
4 - 8:21.632	49.465 131.3	46.960 106.3	X:00.000	10 - 25.885	49.693 130.3	47.190 105.7	2:02.768		
5 - 25.382	48.212 137.2	47.404 101.9	2:00.998	11 - 25.986	47.972 136.9	45.933 106.1	1:59.891		
6 - 27.239	47.683 128.3	46.225 105.9	2:01.147	12 - 25.479	48.143 129.3	46.378 101.1	2:00.000		
75	Glen RICHARDS				Kawasaki - Hawk Kawasaki				
1 - 6:44.294	54.894 130.8	51.815 97.1	X:00.000	7 - 23.178	44.719 138.9	44.305 106.1	1:52.202		
2 - 26.200	48.387 130.5	49.048 104.2	2:03.635	8 - 22.761	44.827 140.6	43.384 107.7	1:50.972		
3 - 24.206	45.352 133.6	46.307 104.5	1:55.865	9 - 23.410	45.138 144.9	43.174 105.2	1:51.722		
4 - 4:02.912	46.455 135.0	45.550 103.7	X:00.000	10 - 23.266	43.812 141.2	43.234 107.1	1:50.312		
5 - 23.528	45.363 138.3	44.950 105.6	1:53.841	11 - 29.251	49.551 137.2	43.101 107.5	2:01.903		
6 - 23.185	44.381 138.6	44.242 106.4	1:51.808						
77	Marty NUTT				Honda-M Johns Motors/NuttTravel				C
1 - 6:59.961	51.970 134.7	48.555 100.8	X:00.000	6 - 24.189	45.260 145.2	45.062 102.2	1:54.511		
2 - 25.825	47.807 140.6	45.379 103.3	1:59.011	7 - 24.609	47.396 140.6	46.202 94.4	1:58.207		
3 - 24.402	46.849 142.1	45.250 100.6	1:56.501	8 - X:00.000	48.887 142.4	46.770 101.5	X:00.000		
4 - X:00.000	48.646 136.3	47.769 94.0	X:00.000	9 - 25.048	46.709 142.1	45.781 101.5	1:57.538		
5 - 28.230	48.770 136.9	45.194 103.3	2:02.194						

MCRCB BULLETIN TK000

**2005 Bennetts British Superbike Championship & Superbike Cup
FREE PRACTICE 1 - SECTOR ANALYSIS**

(contd.)

88		Scott SMART				Kawasaki - Vivaldi Racing			
1 - 8:50.975	53.769 127.8	51.676 103.2	X:00.000	7 - 24.023	45.068 141.5	43.945 101.2	1:53.036		
2 - 25.476	48.684 137.7	46.985 101.2	2:01.145	8 - X:00.000	51.393 141.2	46.010 103.0	X:00.000		
3 - 8:22.998	50.356 129.8	46.166 94.2	X:00.000	9 - 25.004	46.958 143.0	44.438 103.2	1:56.400		
4 - 25.124	46.196 139.8	44.844 105.0	1:56.164	10 - 24.128	46.125 137.5	45.034 104.9	1:55.287		
5 - 24.010	45.072 143.7	44.126 104.7	1:53.208	11 - 23.824	45.443 148.1	43.858 104.7	1:53.125		
6 - 23.836	44.982 143.0	44.289 101.9	1:53.107						
91		Leon HASLAM				Ducati - Airwaves Ducati			
1 - 5:51.133	48.558 132.6	48.282 102.2	X:00.000	10 - 22.827	43.849 141.2	43.237 107.3	1:49.913		
2 - 24.143	46.481 137.7	46.640 104.7	1:57.264	11 - 22.952	43.554 141.5	43.078 106.8	1:49.584		
3 - 24.139	46.677 140.3	45.455 105.9	1:56.271	12 - 22.970	45.716 137.2	44.270 104.9	1:52.956		
4 - 23.785	45.529 143.3	44.145 106.3	1:53.459	13 - 6:07.619	46.975 129.3	45.786 105.4	X:00.000		
5 - 23.219	45.000 144.3	45.717 102.5	1:53.936	14 - 22.986	44.503 130.0	45.411 105.4	1:52.900		
6 - 22.913	43.485 147.1	52.617 105.9	1:59.015	15 - 22.766	43.733 141.8	43.246 104.9	1:49.745		
7 - 22.888	43.455 142.1	43.723 106.4	1:50.066	16 - 6:18.064	48.267 142.4	44.768 104.4	X:00.000		
8 - 22.451	43.150 140.6	43.099 108.6	1:48.700	17 - 23.337	45.144 143.7	43.896 101.4	1:52.377		
9 - 6:47.627	48.395 145.2	44.587 106.4	X:00.000						

MCRCB BULLETIN TK000

2005 Bennetts British Superbike Championship & Superbike Cup FREE PRACTICE 1 - SPEED TRAP - FINISH LINE

POS	NO	CL	NAME	NAT	ENTRY	MPH
1	6		Ryuichi KIYONARI		Honda - HM Plant Honda	113.0
2	2		Michael RUTTER		Honda - HM Plant Honda	112.8
3	3		Gary MASON		Honda - Stobart Honda	110.6
4	4		Steve PLATER		Honda - Hydrex Honda	109.3
5	91		Leon HASLAM		Ducati - Airwaves Ducati	108.6
6	5		Sean EMMETT		Yamaha - Virgin Mobile Samsung	108.2
7	65		Jonathan REA		Honda - Red Bull Honda	108.0
8	9		Karl HARRIS		Honda - Honda-Racing.co.uk	107.9
9	75		Glen RICHARDS		Kawasaki - Hawk Kawasaki	107.7
10	8		Tommy HILL		Yamaha - Virgin Mobile Samsung	107.5
11	36		Gregorio LAVILLA		Ducati - Airwaves Ducati	107.1
12	24		Richard WREN		Yamaha - Virgin Mobile Samsung	107.0
13	18		James HAYDON		Suzuki - Rizla Suzuki	106.6
14	12		Dean THOMAS		Kawasaki - Hawk Kawasaki	106.4
15	74		Kieran CLARKE		Honda - Hydrex Honda	106.4
16	37	C	Danny BEAUMONT		Honda - Team JJJ Racing	106.3
17	33		Michael LAVERTY		Honda - Stobart Honda	106.1
18	1		John REYNOLDS		Suzuki - Rizla Suzuki	105.9
19	17		Tristan PALMER		Kawasaki - Vivaldi Racing	105.7
20	35		Matt LLEWELLYN		Yamaha - AIM Racing	105.7
21	10		Julien DA COSTA		Kawasaki - Dienza Performance	105.4
22	11		Ben WILSON		Kawasaki - Vivaldi Racing	105.4
23	68	C	Steve BROGAN		Honda - PR Branson Honda	105.0
24	88		Scott SMART		Kawasaki - Vivaldi Racing	105.0
25	48		Nick MEDD		Kawasaki - Arco Medd Racing	104.7
26	22	C	Michael PENSAVALLE		Kawasaki - MP Racing	103.8
27	21	C	Malcolm ASHLEY		Kawasaki - MAR	103.5
28	25		Dennis HOBBS		Yamaha - Team Nvidia	103.3
29	77	C	Marty NUTT		Honda-M Johns Motors/NuttTravel	103.3
30	56	C	James BUCKINGHAM		Suzuki - Quay Garage Suzuki	102.7
31	14		John McGUINNESS		Honda - Vitrans Racing	102.0
32	42		Dean ELLISON		Honda - Slingshot Racing	101.9
33	26	C	Chris MARTIN		Suzuki - Nycom Racing	100.3
34	43	C	Howie MAINWARING		Suzuki	99.5
35	32		TBD			88.7

Weather / Track : Raining / Wet

msttimina.com

Donington Park
Circuit Length = 2.5000 miles.
Start: 11:50 End: 12:42

Printed - 12:43 Friday, 23 September 2005

MCRCB BULLETIN TK000

2005 Bennetts British Superbike Championship & Superbike Cup FREE PRACTICE 1 - SPEED TRAP - SECTOR 2

(contd.)

POS	NO	CL	NAME	NAT	ENTRY	MPH
1	6		Ryuichi KIYONARI		Honda - HM Plant Honda	153.5
2	8		Tommy HILL		Yamaha - Virgin Mobile Samsung	150.8
3	18		James HAYDON		Suzuki - Rizla Suzuki	150.8
4	9		Karl HARRIS		Honda - Honda-Racing.co.uk	150.8
5	5		Sean EMMETT		Yamaha - Virgin Mobile Samsung	148.7
6	4		Steve PLATER		Honda - Hydrex Honda	148.4
7	88		Scott SMART		Kawasaki - Vivaldi Racing	148.1
8	42		Dean ELLISON		Honda - Slingshot Racing	148.1
9	2		Michael RUTTER		Honda - HM Plant Honda	148.1
10	14		John McGUINNESS		Honda - Vitrans Racing	147.1
11	91		Leon HASLAM		Ducati - Airwaves Ducati	147.1
12	37	C	Danny BEAUMONT		Honda - Team JJJ Racing	146.8
13	10		Julien DA COSTA		Kawasaki - Dienza Performance	146.5
14	1		John REYNOLDS		Suzuki - Rizla Suzuki	146.5
15	48		Nick MEDD		Kawasaki - Arco Medd Racing	145.5
16	17		Tristan PALMER		Kawasaki - Vivaldi Racing	145.5
17	77	C	Marty NUTT		Honda-M Johns Motors/NuttTravel	145.2
18	65		Jonathan REA		Honda - Red Bull Honda	144.9
19	75		Glen RICHARDS		Kawasaki - Hawk Kawasaki	144.9
20	11		Ben WILSON		Kawasaki - Vivaldi Racing	144.9
21	36		Gregorio LAVILLA		Ducati - Airwaves Ducati	144.3
22	25		Dennis HOBBS		Yamaha - Team Nvidia	143.3
23	24		Richard WREN		Yamaha - Virgin Mobile Samsung	142.7
24	3		Gary MASON		Honda - Stobart Honda	142.4
25	22	C	Michael PENSAVALLE		Kawasaki - MP Racing	142.1
26	21	C	Malcolm ASHLEY		Kawasaki - MAR	141.2
27	56	C	James BUCKINGHAM		Suzuki - Quay Garage Suzuki	140.9
28	74		Kieran CLARKE		Honda - Hydrex Honda	140.6
29	12		Dean THOMAS		Kawasaki - Hawk Kawasaki	140.6
30	68	C	Steve BROGAN		Honda - PR Branson Honda	140.6
31	33		Michael LAVERTY		Honda - Stobart Honda	138.9
32	35		Matt LLEWELLYN		Yamaha - AIM Racing	133.4
33	26	C	Chris MARTIN		Suzuki - Nycom Racing	126.3
34	32		TBD			122.9
35	43	C	Howie MAINWARING		Suzuki	117.3

Weather / Track : Raining / Wet

msttimina.com

Donington Park
Circuit Length = 2.5000 miles.
Start: 11:50 End: 12:42

Printed - 12:43 Friday, 23 September 2005

MCRCB BULLETIN TK000

2005 Bennetts British Superbike Championship & Superbike Cup FREE PRACTICE 1 - BEST SECTOR TIMES

SECTOR 1				SECTOR 2				SECTOR 3				IDEAL / BEST COMPARISON			
POS	NO	NAME	TIME	NO	NAME	TIME	NO	NAME	TIME	POS	NO	NAME	IDEAL	BEST	DIFF
1	6	KIYONARI	22.272	2	RUTTER	42.463	6	KIYONARI	41.452	1	6	KIYONARI	1:46.338	1:46.460	0.122
2	91	HASLAM	22.451	6	KIYONARI	42.614	9	HARRIS	41.479	2	9	HARRIS	1:47.087	1:47.087	0.000
3	9	HARRIS	22.648	9	HARRIS	42.960	2	RUTTER	41.938	3	2	RUTTER	1:47.098	1:47.128	0.030
4	2	RUTTER	22.697	91	HASLAM	43.150	8	HILL	42.283	4	5	EMMETT	1:48.428	1:48.625	0.197
5	36	LAVILLA	22.754	5	EMMETT	43.263	5	EMMETT	42.336	5	91	HASLAM	1:48.679	1:48.700	0.021
6	75	RICHARDS	22.761	1	REYNOLDS	43.720	1	REYNOLDS	42.765	6	1	REYNOLDS	1:49.426	1:49.639	0.213
7	5	EMMETT	22.829	3	MASON	43.754	18	HAYDON	42.783	7	8	HILL	1:49.500	1:49.582	0.082
8	1	REYNOLDS	22.941	75	RICHARDS	43.812	3	MASON	42.890	8	75	RICHARDS	1:49.674	1:50.312	0.638
9	3	MASON	23.131	8	HILL	43.954	4	PLATER	43.012	9	3	MASON	1:49.775	1:49.973	0.198
10	8	HILL	23.263	36	LAVILLA	44.071	91	HASLAM	43.078	10	36	LAVILLA	1:50.162	1:50.772	0.610
11	18	HAYDON	23.467	18	HAYDON	44.232	75	RICHARDS	43.101	11	18	HAYDON	1:50.482	1:50.947	0.465
12	37	BEAUMONT	23.554	4	PLATER	44.339	36	LAVILLA	43.337	12	4	PLATER	1:51.049	1:51.049	0.000
13	65	REA	23.676	88	SMART	44.982	88	SMART	43.858	13	88	SMART	1:52.664	1:53.036	0.372
14	4	PLATER	23.698	68	BROGAN	45.037	10	COSTA	43.894	14	10	COSTA	1:53.262	1:53.437	0.175
15	68	BROGAN	23.729	14	McGUINNESS	45.041	11	WILSON	43.977	15	68	BROGAN	1:53.283	1:53.398	0.115
16	24	WREN	23.772	77	NUTT	45.260	17	PALMER	44.032	16	14	McGUINNESS	1:53.313	1:53.313	0.000
17	14	McGUINNESS	23.775	24	WREN	45.269	65	REA	44.194	17	37	BEAUMONT	1:53.463	1:54.069	0.606
18	48	MEDD	23.787	12	THOMAS	45.329	12	THOMAS	44.264	18	65	REA	1:53.510	1:54.376	0.866
19	88	SMART	23.824	10	COSTA	45.334	21	ASHLEY	44.273	19	12	THOMAS	1:53.617	1:53.763	0.146
20	17	PALMER	23.872	37	BEAUMONT	45.372	14	McGUINNESS	44.497	20	17	PALMER	1:53.648	1:53.648	0.000
21	35	LLEWELLYN	23.935	65	REA	45.640	68	BROGAN	44.517	21	24	WREN	1:54.210	1:55.352	1.142
22	12	THOMAS	24.024	35	LLEWELLYN	45.684	37	BEAUMONT	44.537	22	77	NUTT	1:54.511	1:54.511	0.000
23	10	COSTA	24.034	17	PALMER	45.744	48	MEDD	44.719	23	21	ASHLEY	1:54.637	1:54.915	0.278
24	25	HOBBS	24.050	25	HOBBS	45.884	33	LAVERTY	44.891	24	11	WILSON	1:54.743	1:55.225	0.482
25	77	NUTT	24.189	21	ASHLEY	46.012	22	PENSAVALLE	45.031	25	35	LLEWELLYN	1:54.828	1:55.225	0.397
26	22	PENSAVALLE	24.281	22	PENSAVALLE	46.056	77	NUTT	45.062	26	48	MEDD	1:54.874	1:54.874	0.000
27	33	LAVERTY	24.315	48	MEDD	46.368	25	HOBBS	45.071	27	25	HOBBS	1:55.005	1:55.456	0.451
28	56	BUCKINGHAM	24.339	11	WILSON	46.378	24	WREN	45.169	28	22	PENSAVALLE	1:55.368	1:55.588	0.220
29	21	ASHLEY	24.352	33	LAVERTY	46.603	35	LLEWELLYN	45.209	29	33	LAVERTY	1:55.809	1:55.809	0.000
30	11	WILSON	24.388	56	BUCKINGHAM	46.650	56	BUCKINGHAM	45.219	30	56	BUCKINGHAM	1:56.208	1:56.544	0.336
31	42	ELLISON	25.210	42	ELLISON	47.486	42	ELLISON	45.480	31	42	ELLISON	1:58.176	1:58.849	0.673
32	74	CLARKE	25.382	74	CLARKE	47.683	74	CLARKE	45.933	32	74	CLARKE	1:58.998	1:59.891	0.893
33	43	MAINWARING	25.975	43	MAINWARING	48.784	43	MAINWARING	48.101	33	43	MAINWARING	2:02.860	2:02.860	0.000
34	26	MARTIN	26.922	26	MARTIN	50.277	26	MARTIN	49.219	34	26	MARTIN	2:06.418	2:06.418	0.000
												Perfect Lap	1:46.187		

Weather / Track : Raining / Wet

Donington Park
Circuit Length = 2.5000 miles
Start: 11:50 End: 12:41

MCRCB BULLETIN TK000

2005 Bennetts British Superbike Championship & Superbike Cup FREE PRACTICE 2

POS	NO	CL	NAME	NAT	ENTRY	TIME	LAPS	GAP	MPH
1	6		Ryuichi KIYONARI		Honda - HM Plant Honda	1:34.166	21		95.57
2	2		Michael RUTTER		Honda - HM Plant Honda	1:34.198	13	0.032	95.54
3	9		Karl HARRIS		Honda - Honda-Racing.co.uk	1:34.249	15	0.083	95.49
4	36		Gregorio LAVILLA		Ducati - Airwaves Ducati	1:34.468	14	0.302	95.27
5	75		Glen RICHARDS		Kawasaki - Hawk Kawasaki	1:34.629	13	0.463	95.10
6	8		Tommy HILL		Yamaha - Virgin Mobile Samsung	1:34.738	18	0.572	94.99
7	1		John REYNOLDS		Suzuki - Rizla Suzuki	1:34.984	18	0.818	94.75
8	88		Scott SMART		Kawasaki - Vivaldi Racing	1:34.989	11	0.823	94.74
9	4		Steve PLATER		Honda - Hydrex Honda	1:35.122	12	0.956	94.61
10	91		Leon HASLAM		Ducati - Airwaves Ducati	1:35.276	22	1.110	94.46
11	12		Dean THOMAS		Kawasaki - Hawk Kawasaki	1:35.315	11	1.149	94.42
12	18		James HAYDON		Suzuki - Rizla Suzuki	1:35.845	24	1.679	93.90
13	3		Gary MASON		Honda - Stobart Honda	1:35.942	17	1.776	93.80
14	68	C	Steve BROGAN		Honda - PR Branson Honda	1:36.077	20	1.911	93.67
15	65		Jonathan REA		Honda - Red Bull Honda	1:36.139	12	1.973	93.61
16	14		John McGUINNESS		Honda - Vitrans Racing	1:36.464	17	2.298	93.29
17	33		Michael LAVERTY		Honda - Stobart Honda	1:36.633	20	2.467	93.13
18	24		Richard WREN		Yamaha - Virgin Mobile Samsung	1:36.763	15	2.597	93.01
19	37	C	Danny BEAUMONT		Honda - Team JJJ Racing	1:36.979	21	2.813	92.80
20	10		Julien DA COSTA		Kawasaki - Dienza Performance	1:36.990	15	2.824	92.79
21	25		Dennis HOBBS		Yamaha - Team Nvidia	1:37.287	16	3.121	92.51
22	5		Sean EMMETT		Yamaha - Virgin Mobile Samsung	1:37.445	12	3.279	92.36
23	11		Ben WILSON		Kawasaki - Vivaldi Racing	1:37.473	14	3.307	92.33
24	74		Kieran CLARKE		Honda - Hydrex Honda	1:37.488	17	3.322	92.31
25	42		Dean ELLISON		Honda - Slingshot Racing	1:37.518	17	3.352	92.29
26	22	C	Michael PENSAVALLE		Kawasaki - MP Racing	1:37.537	13	3.371	92.27
27	19	C	Phil GILES		Suzuki - BSD M/C Developments	1:37.759	21	3.593	92.06
28	15		Luke QUIGLEY		Yamaha - Jentin Racing	1:37.959	21	3.793	91.87
29	26	C	Chris MARTIN		Suzuki - Nycom Racing	1:37.988	11	3.822	91.84
30	35		Matt LLEWELLYN		Yamaha - AIM Racing	1:38.473	14	4.307	91.39
31	17		Tristan PALMER		Kawasaki - Vivaldi Racing	1:38.605	16	4.439	91.27
32	48		Nick MEDD		Kawasaki - Arco Medd Racing	1:40.083	15	5.917	89.92
33	21	C	Malcolm ASHLEY		Kawasaki - MAR	1:40.984	13	6.818	89.12
34	43	C	Howie MAINWARING		Suzuki	1:41.345	15	7.179	88.80
35	56	C	James BUCKINGHAM		Suzuki - Quay Garage Suzuki	1:41.566	5	7.400	88.61
36	77	C	Marty NUTT		Honda-M Johns Motors/NuttTravel	1:41.748	5	7.582	88.45

Weather / Track : Bright / Drying

Donington Park
Circuit Length = 2.5000 miles.
Start: 14:50 End: 15:42

MCRCB BULLETIN TK000

2005 Bennetts British Superbike Championship & Superbike Cup FREE PRACTICE 2 - SECTOR ANALYSIS

1 John REYNOLDS				Suzuki - Rizla Suzuki			
1 - 8:30.180	46.607 137.7	44.711 105.9	X:00.000	10 - 20.879	40.075 147.4	41.175 111.0	1:42.129
2 - 22.898	42.413 152.1	41.996 111.4	1:47.307	11 - 21.840	41.782 136.6	41.313 115.8	1:44.935
3 - 21.703	39.579 140.1	43.496 101.4	1:44.778	12 - 20.251	38.033 156.7	38.438 116.9	1:36.722
4 - 22.124	41.629 154.6	43.238 113.8	1:46.991	13 - 19.963	37.875 153.9	38.136 117.1	1:35.974
5 - 20.978	39.422 150.4	39.688 115.4	1:40.088	14 - 4:05.952	41.030 151.1	40.194 111.4	X:00.000
6 - 22.592	40.667 150.1	40.889 113.2	1:44.148	15 - 3:14.541	39.368 154.9	38.683 113.4	4:32.592
7 - 20.730	39.310 152.1	38.710 114.8	1:38.750	16 - 20.139	37.700 154.2	37.886 114.4	1:35.725
8 - 20.319	38.475 157.1	39.505 114.8	1:38.299	17 - 19.887	38.470 146.8	40.001 116.2	1:38.358
9 - 8:08.427	41.735 147.4	40.616 113.2	X:00.000	18 - 19.832	37.324 156.4	37.828 117.5	1:34.984
2 Michael RUTTER				Honda - HM Plant Honda			
1 - X:00.000	45.988 146.5	43.865 112.6	X:00.000	8 - 4:25.177	44.172 150.8	40.943 113.0	X:00.000
2 - 22.449	41.303 153.2	40.616 117.7	1:44.368	9 - 20.808	39.178 154.2	38.788 115.4	1:38.774
3 - 21.153	39.663 155.7	39.513 116.7	1:40.329	10 - 20.132	37.757 157.5	38.179 115.8	1:36.068
4 - 20.743	38.364 157.5	38.723 117.5	1:37.830	11 - 20.175	37.334 157.5	37.462 116.0	1:34.971
5 - 22.942	40.250 150.1	39.521 117.7	1:42.713	12 - 19.890	37.296 156.7	37.135 116.2	1:34.321
6 - 20.703	38.875 154.2	40.442 119.3	1:40.020	13 - 19.899	37.198 158.2	37.101 116.9	1:34.198
7 - 20.146	37.489 159.7	37.839 119.0	1:35.474				
3 Gary MASON				Honda - Stobart Honda			
1 - X:00.000	43.236 140.3	43.844 108.4	X:00.000	10 - 20.381	38.231 156.4	38.643 115.2	1:37.255
2 - 22.172	40.795 146.8	41.543 112.2	1:44.510	11 - 20.368	38.579 156.7	38.854 117.1	1:37.801
3 - 21.443	39.305 155.7	39.556 112.6	1:40.304	12 - 6:26.540	39.500 149.1	39.997 114.8	X:00.000
4 - 20.843	38.658 156.0	40.758 110.3	1:40.259	13 - 20.618	37.933 156.4	38.393 116.5	1:36.944
5 - 21.051	38.494 157.5	39.046 114.0	1:38.591	14 - 20.124	37.684 157.1	38.134 118.2	1:35.942
6 - 5:59.967	40.899 144.9	40.764 112.4	X:00.000	15 - 19.948	38.014 156.4	38.522 116.0	1:36.484
7 - 20.861	38.329 157.1	38.936 113.6	1:38.126	16 - 20.025	37.825 156.0	38.406 116.7	1:36.256
8 - 20.325	38.173 157.1	39.091 110.6	1:37.589	17 - 20.145	38.030 157.1	38.300 114.0	1:36.475
9 - 20.492	38.113 156.0	38.343 113.8	1:36.948				
4 Steve PLATER				Honda - Hydrex Honda			
1 - X:00.000	44.885 140.6	41.231 113.4	X:00.000	7 - 20.496	38.037 156.4	37.999 118.0	1:36.532
2 - 21.264	40.742 154.6	40.175 113.6	1:42.181	8 - 20.112	37.511 156.4	37.744 117.5	1:35.367
3 - 21.643	39.974 135.0	39.576 114.6	1:41.193	9 - 5:16.028	39.775 155.3	39.249 115.8	X:00.000
4 - 20.990	38.981 156.7	39.118 115.4	1:39.089	10 - 20.142	37.682 157.1	38.038 117.3	1:35.862
5 - 21.802	42.762 156.0	X:00.000	X:00.000	11 - 20.001	37.716 157.9	37.405 117.3	1:35.122
6 - 6:00.604	42.814 152.8	39.586 116.0	X:00.000	12 - 21.614	40.762 133.9	38.792 118.2	1:41.168
5 Sean EMMETT				Yamaha - Virgin Mobile Samsung			
1 - 3:10.376	46.328 133.4	49.041 89.5	4:45.745	7 - 21.142	39.582 148.7	40.119 110.6	1:40.843
2 - X:00.000	47.334 98.2	48.015 108.2	X:00.000	8 - 20.678	38.742 152.8	39.043 111.2	1:38.463
3 - 23.837	42.536 144.6	43.796 107.3	1:50.169	9 - 20.595	38.069 152.5	39.068 110.5	1:37.732
4 - 22.318	42.240 143.3	43.056 105.9	1:47.614	10 - 20.391	38.011 152.1	39.043 110.5	1:37.445
5 - 21.905	40.531 146.8	41.457 108.2	1:43.893	11 - 4:42.226	44.423 149.4	40.260 110.6	X:00.000
6 - 8:39.329	41.310 147.4	41.707 110.1	X:00.000	12 - 20.373	39.225 149.4	52.018 108.4	1:51.616

MCRCB BULLETIN TK000

2005 Bennetts British Superbike Championship & Superbike Cup FREE PRACTICE 2 - SECTOR ANALYSIS

(contd.)

6	Ryuichi KIYONARI				Honda - HM Plant Honda			
1 - 3:59.113	43.589 145.5	42.382 111.6	X:00.000	12 - 20.831	38.420 156.4	38.586 118.8	1:37.837	
2 - 22.058	41.795 149.7	41.791 113.4	1:45.644	13 - 20.331	37.380 159.4	37.694 122.2	1:35.405	
3 - 7:01.012	42.885 142.4	42.243 110.5	X:00.000	14 - 20.018	40.706 156.7	38.199 120.4	1:38.923	
4 - 22.022	40.573 157.1	39.670 117.1	1:42.265	15 - 19.753	37.678 159.7	37.731 118.8	1:35.162	
5 - 20.682	39.411 160.5	40.809 116.9	1:40.902	16 - 19.689	37.567 159.4	37.766 120.4	1:35.022	
6 - 20.455	39.831 148.7	39.888 119.9	1:40.174	17 - 19.757	37.288 159.4	37.358 120.6	1:34.403	
7 - 20.391	38.838 158.2	39.302 120.4	1:38.531	18 - 21.001	37.814 160.1	37.393 118.0	1:36.208	
8 - 9:22.385	41.509 151.4	42.046 115.2	X:00.000	19 - 19.608	37.451 157.5	37.339 119.3	1:34.398	
9 - 21.220	38.575 157.9	38.493 118.8	1:38.288	20 - 19.585	37.310 159.0	38.351 119.9	1:35.246	
10 - 20.398	38.670 158.2	38.181 119.3	1:37.249	21 - 19.655	37.325 161.7	37.186 119.3	1:34.166	
11 - 19.959	38.448 160.1	37.636 120.6	1:36.043					
8	Tommy HILL				Yamaha - Virgin Mobile Samsung			
1 - X:00.000	44.930 146.2	43.152 108.4	X:00.000	10 - 2:27.000	40.038 148.7	40.658 112.4	3:47.696	
2 - 22.164	41.419 151.8	40.462 110.5	1:44.045	11 - 20.386	38.368 152.8	39.118 112.6	1:37.872	
3 - 21.022	39.831 154.6	39.153 111.0	1:40.006	12 - 20.336	38.007 155.3	38.193 114.2	1:36.536	
4 - 21.266	40.794 154.2	44.808 87.6	1:46.868	13 - 20.149	37.501 155.7	38.826 113.4	1:36.476	
5 - 22.106	39.607 151.1	39.972 109.3	1:41.685	14 - 20.618	38.918 158.2	38.247 114.6	1:37.783	
6 - 20.932	39.243 154.6	38.953 113.6	1:39.128	15 - 5:23.092	40.354 151.1	39.721 110.3	X:00.000	
7 - 20.897	39.520 149.7	40.005 111.4	1:40.422	16 - 20.359	37.795 154.9	38.005 114.6	1:36.159	
8 - 20.803	39.627 155.3	41.894 109.9	1:42.324	17 - 19.899	37.434 156.0	37.564 114.2	1:34.897	
9 - 20.396	38.193 155.7	38.964 112.2	1:37.553	18 - 19.888	37.331 155.3	37.519 114.0	1:34.738	
9	Karl HARRIS				Honda - Honda-Racing.co.uk			
1 - 4:57.344	45.382 146.5	42.798 107.7	X:00.000	9 - X:00.000	40.984 153.2	39.277 112.6	X:00.000	
2 - 21.984	40.917 146.2	40.888 110.3	1:43.789	10 - 20.347	42.405 140.9	40.877 115.0	1:43.629	
3 - 22.162	41.945 153.9	40.818 111.4	1:44.925	11 - 20.828	39.110 156.7	39.174 114.6	1:39.112	
4 - 21.090	39.566 153.5	39.075 112.8	1:39.731	12 - 19.878	37.854 156.7	38.080 115.8	1:35.812	
5 - X:00.000	41.348 155.7	43.546 108.6	X:00.000	13 - 20.038	37.754 156.7	37.628 114.8	1:35.420	
6 - 21.513	40.034 153.9	39.977 110.8	1:41.524	14 - 19.707	37.383 157.1	37.159 116.2	1:34.249	
7 - 20.866	38.939 155.7	39.296 111.0	1:39.101	15 - 19.727	37.302 157.9	37.471 118.2	1:34.500	
8 - 20.431	38.576 156.4	38.232 113.2	1:37.239					
10	Julien DA COSTA				Kawasaki - Dienza Performance			
1 - 3:36.468	45.869 139.5	43.825 107.9	X:00.000	9 - 21.110	39.035 151.8	39.316 112.0	1:39.461	
2 - 22.379	42.691 148.7	42.622 109.3	1:47.692	10 - 20.750	38.930 151.4	38.572 112.8	1:38.252	
3 - 22.617	41.970 147.1	42.433 109.7	1:47.020	11 - 20.376	38.599 152.8	40.037 112.2	1:39.012	
4 - 6:22.739	42.103 150.1	41.394 108.0	X:00.000	12 - 20.843	39.109 150.8	38.668 112.8	1:38.620	
5 - 21.493	41.225 148.4	41.030 109.9	1:43.748	13 - 20.472	38.344 152.1	38.174 114.2	1:36.990	
6 - 21.170	39.170 153.9	39.466 110.1	1:39.806	14 - 4:38.378	39.988 151.4	39.165 113.6	X:00.000	
7 - 20.942	38.847 152.8	38.815 111.8	1:38.604	15 - 20.298	38.459 152.5	40.894 110.5	1:39.651	
8 - X:00.000	42.034 145.2	40.978 111.4	X:00.000					
11	Ben WILSON				Kawasaki - Vivaldi Racing			
1 - 3:39.592	48.231 142.7	45.854 105.4	X:00.000	8 - 20.931	39.654 153.9	38.960 113.0	1:39.545	
2 - 9:35.283	43.999 147.1	42.470 112.4	X:00.000	9 - 21.046	40.026 150.4	39.159 114.2	1:40.231	
3 - 22.328	41.705 149.7	40.500 112.2	1:44.533	10 - 20.758	39.569 150.1	39.274 111.2	1:39.601	
4 - 21.512	41.648 146.5	40.042 113.0	1:43.202	11 - 20.819	39.566 150.8	39.376 115.6	1:39.761	
5 - 21.314	40.695 143.7	40.134 114.0	1:42.143	12 - 20.550	39.500 148.4	39.667 115.2	1:39.717	
6 - 4:33.923	42.179 150.8	40.602 113.2	X:00.000	13 - X:00.000	40.093 151.1	39.143 114.2	X:00.000	
7 - 21.885	41.994 149.7	39.894 113.4	1:43.773	14 - 20.548	38.774 151.8	38.151 115.0	1:37.473	

Weather / Track : Bright / Drying

Donington Park
Circuit Length = 2.5000 miles.
Start: 14:50 End: 15:42

MCRCB BULLETIN TK000

2005 Bennetts British Superbike Championship & Superbike Cup FREE PRACTICE 2 - SECTOR ANALYSIS

(contd.)

12	Dean THOMAS				Kawasaki - Hawk Kawasaki			
1 - X:00.000	46.828 127.0	43.349 109.1	X:00.000	7 - 6:07.160	39.461 153.9	39.144 113.0	X:00.000	
2 - 22.223	41.164 141.2	41.206 111.6	1:44.593	8 - 20.399	38.224 153.9	38.185 114.6	1:36.808	
3 - 21.207	39.289 144.6	41.241 111.8	1:41.737	9 - 20.059	37.831 154.2	38.284 114.2	1:36.174	
4 - 21.715	39.988 151.1	39.423 115.8	1:41.126	10 - 20.252	38.534 152.8	38.199 115.2	1:36.985	
5 - 20.762	39.290 152.5	39.044 114.4	1:39.096	11 - 19.974	37.726 154.9	37.615 115.8	1:35.315	
6 - 20.303	38.771 151.8	38.531 116.5	1:37.605					
14	John McGUINNESS				Honda - Vitrans Racing			
1 - X:00.000	50.062 138.3	46.850 106.4	X:00.000	10 - 20.480	39.040 152.1	39.216 112.2	1:38.736	
2 - 22.709	41.737 150.8	43.870 109.5	1:48.316	11 - 20.425	38.241 153.9	38.694 111.2	1:37.360	
3 - 21.722	39.909 152.1	40.889 111.6	1:42.520	12 - 5:44.438	42.029 147.1	42.342 109.0	X:00.000	
4 - 20.964	39.466 151.8	40.182 111.8	1:40.612	13 - 21.027	40.727 149.7	39.374 111.2	1:41.128	
5 - 23.680	40.934 149.7	40.998 111.6	1:45.612	14 - 20.231	38.550 152.8	39.894 112.4	1:38.675	
6 - 6:50.696	41.997 149.4	42.104 109.9	X:00.000	15 - 20.363	38.038 153.2	38.206 114.0	1:36.607	
7 - 21.007	38.736 153.9	39.683 109.0	1:39.426	16 - 20.132	39.120 154.6	38.128 113.2	1:37.380	
8 - 20.669	38.375 154.2	50.330 107.7	1:49.374	17 - 20.144	38.131 151.8	38.189 113.8	1:36.464	
9 - 26.160	40.802 151.4	39.754 112.8	1:46.716					
15	Luke QUIGLEY				Yamaha - Jentin Racing			
1 - 3:32.752	50.540 119.4	49.468 103.8	X:00.000	12 - 5:55.254	41.682 151.1	40.489 111.6	X:00.000	
2 - 24.497	44.991 133.6	46.836 100.9	1:56.324	13 - 20.942	39.590 151.4	39.352 111.2	1:39.884	
3 - 23.533	43.542 142.4	43.166 109.7	1:50.241	14 - 20.598	39.094 152.1	39.452 114.2	1:39.144	
4 - 22.576	42.643 142.7	42.711 108.4	1:47.930	15 - 20.312	38.855 152.5	38.967 112.0	1:38.134	
5 - 22.505	42.555 146.2	42.537 108.6	1:47.597	16 - 20.568	39.373 150.4	39.184 114.2	1:39.125	
6 - 7:40.301	43.557 136.9	43.141 105.6	X:00.000	17 - 20.408	38.984 151.1	38.567 114.0	1:37.959	
7 - 22.787	42.006 149.1	41.479 108.6	1:46.272	18 - 20.541	39.138 152.5	38.956 114.8	1:38.635	
8 - 21.709	40.881 148.1	41.386 109.9	1:43.976	19 - 20.402	39.274 152.8	38.565 114.0	1:38.241	
9 - 21.605	40.524 147.8	40.580 112.2	1:42.709	20 - 20.442	38.864 149.4	39.143 114.2	1:38.449	
10 - 21.380	39.905 151.4	40.236 110.5	1:41.521	21 - 20.540	38.990 152.8	38.460 114.0	1:37.990	
11 - 21.262	40.076 149.1	40.856 112.8	1:42.194					
17	Tristan PALMER				Kawasaki - Vivaldi Racing			
1 - X:00.000	45.824 142.4	44.235 109.3	X:00.000	9 - 4:24.826	42.280 150.8	41.347 111.0	X:00.000	
2 - 22.566	43.090 138.3	43.203 109.7	1:48.859	10 - 21.114	40.034 152.5	39.333 112.8	1:40.481	
3 - 22.592	41.259 153.2	40.671 111.2	1:44.522	11 - 21.715	41.185 148.7	40.341 109.7	1:43.241	
4 - 5:55.761	44.705 125.4	42.760 108.0	X:00.000	12 - 20.702	38.999 154.9	39.912 111.2	1:39.613	
5 - 21.738	41.437 150.8	40.817 111.2	1:43.992	13 - 20.635	38.784 152.5	40.072 112.2	1:39.491	
6 - 21.439	40.255 152.8	40.591 107.7	1:42.285	14 - 20.751	39.794 151.1	38.964 113.2	1:39.509	
7 - 21.628	40.615 151.8	39.707 109.7	1:41.950	15 - 20.508	39.066 153.9	39.031 108.4	1:38.605	
8 - 21.082	39.729 153.2	39.430 111.8	1:40.241	16 - 20.546	38.950 153.5	1:06.998 110.3	2:06.494	

MCRCB BULLETIN TK000

2005 Bennetts British Superbike Championship & Superbike Cup FREE PRACTICE 2 - SECTOR ANALYSIS

(contd.)

18	James HAYDON				Suzuki - Rizla Suzuki				
1 - 4:02.345	47.247 120.0	45.840 108.8	X:00.000	13 - 20.612	38.902 153.2	39.118 110.6	1:38.632		
2 - 22.764	42.300 132.6	42.593 107.3	1:47.657	14 - 5:35.473	40.978 151.1	40.340 114.0	X:00.000		
3 - 22.114	40.178 146.8	45.571 111.8	1:47.863	15 - 20.930	38.871 153.5	39.165 114.4	1:38.966		
4 - 21.472	39.527 149.7	48.266	1:49.265	16 - 20.687	38.383 150.8	41.712 115.2	1:40.782		
5 - 29.566	44.053 141.5	43.116 111.4	1:56.735	17 - 20.451	38.837 153.2	38.554 115.6	1:37.842		
6 - 22.466	40.579 151.4	40.380 113.4	1:43.425	18 - 20.171	38.086 156.7	38.282 117.5	1:36.539		
7 - 21.181	39.546 152.5	40.225 111.2	1:40.952	19 - 4:45.943	38.706 152.8	38.884 113.0	X:00.000		
8 - 21.288	39.223 155.7	39.996 112.2	1:40.507	20 - 20.216	37.639 154.6	37.994 112.4	1:35.849		
9 - 20.578	40.766 138.6	40.487 111.6	1:41.831	21 - 20.178	38.059 156.0	38.138 118.4	1:36.375		
10 - 20.960	40.466 151.8	40.017 110.8	1:41.443	22 - 19.727	38.169 154.2	38.046 115.4	1:35.942		
11 - 21.077	38.728 156.0	39.169 111.0	1:38.974	23 - 19.742	37.727 155.3	38.376 116.0	1:35.845		
12 - 20.559	42.584 153.9	39.388 114.4	1:42.531	24 - 20.285	38.046 151.4	37.952 116.0	1:36.283		
19	Phil GILES				Suzuki - BSD M/C Developments				C
1 -		107.1	X:00.000	12 - 21.186	40.142 151.1	40.889 109.3	1:42.217		
2 -		109.0	1:47.722	13 - 21.202	40.837 147.8	40.964 108.6	1:43.003		
3 - 21.997	41.742 147.4	43.414 104.4	1:47.153	14 - X:00.000	42.673 147.4	40.872 109.0	X:00.000		
4 - 22.182	42.169 149.4	41.725 109.0	1:46.076	15 - 21.733	40.345 149.4	40.443 110.3	1:42.521		
5 - 22.005	41.574 149.1	41.160 110.3	1:44.739	16 - 20.889	39.603 152.1	39.765 111.0	1:40.257		
6 - 21.607	41.023 131.5	43.318 108.4	1:45.948	17 - 20.656	39.063 152.1	39.911 110.5	1:39.630		
7 - 21.452	40.489 150.4	40.783 109.3	1:42.724	18 - 20.577	39.261 152.5	39.672 111.8	1:39.510		
8 - 21.479	40.677 140.9	41.533 108.8	1:43.689	19 - 20.559	38.826 152.1	39.015 112.0	1:38.400		
9 - 22.174	40.666 151.1	43.443 107.1	1:46.283	20 - 20.477	38.730 152.8	38.826 112.0	1:38.033		
10 - 21.674	40.925 149.7	41.342 107.5	1:43.941	21 - 20.326	38.911 152.1	38.522 110.8	1:37.759		
11 - 22.490	40.609 149.7	40.918 109.7	1:44.017						
21	Malcolm ASHLEY				Kawasaki - MAR				C
1 - 8:31.269	48.654 140.6	45.507 102.8	X:00.000	8 - 21.421	40.476 146.2	40.093 108.2	1:41.990		
2 - 23.470	44.422 144.3	43.278 104.4	1:51.170	9 - 21.372	39.820 149.1	39.792 109.3	1:40.984		
3 - 22.926	42.730 144.0	42.769 105.2	1:48.425	10 - 21.155	39.999 149.4	40.916 108.2	1:42.070		
4 - 22.426	42.191 143.3	41.611 107.0	1:46.228	11 - 21.356	40.001 150.1	40.504 108.8	1:41.861		
5 - 4:50.893	43.580 143.7	41.529 105.7	X:00.000	12 - 21.229	39.815 148.1	41.575 109.0	1:42.619		
6 - 22.061	41.418 147.1	40.981 106.8	1:44.460	13 - X:00.000	42.846 143.7	40.387 104.4	X:00.000		
7 - 21.699	40.412 146.5	40.037 107.7	1:42.148						
22	Michael PENSAVALLE				Kawasaki - MP Racing				C
1 - X:00.000	46.845 141.5	43.310 106.3	X:00.000	8 - 21.388	40.262 144.0	40.320 109.3	1:41.970		
2 - 22.390	44.503 144.9	42.611 107.7	1:49.504	9 - 20.926	39.847 145.2	39.826 109.5	1:40.599		
3 - 21.812	41.463 144.9	41.667 107.9	1:44.942	10 - 20.933	39.530 147.1	39.079 109.5	1:39.542		
4 - 21.706	42.051 138.9	43.398 109.7	1:47.155	11 - 20.874	39.289 147.1	39.197 110.3	1:39.360		
5 - 22.388	41.691 147.4	41.508 110.3	1:45.587	12 - 20.539	39.212 145.5	39.135 110.6	1:38.886		
6 - X:00.000	44.024 145.2	42.480 105.2	X:00.000	13 - 20.441	38.460 151.1	38.636 110.1	1:37.537		
7 - 21.791	41.503 143.0	41.689 107.3	1:44.983						

Weather / Track : Bright / Drying

Donington Park
Circuit Length = 2.5000 miles.
Start: 14:50 End: 15:42

MCRCB BULLETIN TK000

2005 Bennetts British Superbike Championship & Superbike Cup FREE PRACTICE 2 - SECTOR ANALYSIS

(contd.)

24	Richard WREN				Yamaha - Virgin Mobile Samsung			
1 - X:00.000	44.283 136.1	44.803 104.9	X:00.000	9 - 20.463	38.188 154.2	39.448 112.8	1:38.099	
2 - 23.926	42.359 144.9	42.663 110.5	1:48.948	10 - 20.450	38.224 151.8	39.134 113.8	1:37.808	
3 - 4:32.318	41.252 145.8	41.118 111.0	X:00.000	11 - 20.263	37.885 153.2	38.885 114.6	1:37.033	
4 - 21.161	39.804 150.1	40.490 112.0	1:41.455	12 - 20.267	38.107 155.3	38.703 113.8	1:37.077	
5 - 21.075	39.707 153.5	40.085 113.2	1:40.867	13 - 20.120	38.064 152.1	38.579 114.2	1:36.763	
6 - 20.602	38.498 152.8	39.808 112.8	1:38.908	14 - 20.123	37.934 144.9	38.736 113.8	1:36.793	
7 - 20.592	38.647 153.2	39.727 111.6	1:38.966	15 - 20.266	38.510 152.1	39.928 112.6	1:38.704	
8 - 20.735	38.776 153.9	38.908 113.0	1:38.419					
25	Dennis HOBBS				Yamaha - Team Nvidia			
1 - 9:11.273	44.894 147.8	43.635 110.3	X:00.000	9 - 21.510	39.898 149.7	40.446 110.1	1:41.854	
2 - 22.967	41.302 152.1	41.846 111.4	1:46.115	10 - 6:11.145	45.663 152.1	40.616 112.8	X:00.000	
3 - 21.766	41.575 150.1	41.259 109.7	1:44.600	11 - 20.778	38.966 151.8	39.253 112.6	1:38.997	
4 - 21.637	40.624 153.9	40.583 110.6	1:42.844	12 - 20.763	38.831 152.1	38.912 112.2	1:38.506	
5 - 21.611	40.000 153.2	40.674 112.6	1:42.285	13 - 20.422	38.385 151.4	38.587 113.2	1:37.394	
6 - 21.162	39.199 153.9	39.500 111.8	1:39.861	14 - 20.420	38.342 152.5	38.883 113.6	1:37.645	
7 - 4:47.166	43.435 144.9	41.666 108.8	X:00.000	15 - 20.297	38.162 154.9	38.828 112.4	1:37.287	
8 - 21.993	40.950 149.7	42.620 108.8	1:45.563	16 - 20.330	38.477 149.1	38.529 114.6	1:37.336	
26	Chris MARTIN				Suzuki - Nycom Racing C			
1 - X:00.000	50.120 131.5	47.714 98.9	X:00.000	7 - 21.077	39.640 153.9	42.660 113.2	1:43.377	
2 - 26.408	45.684 145.8	43.043 110.1	1:55.135	8 - 21.038	39.510 151.8	40.065 113.2	1:40.613	
3 - 7:21.827	48.740 143.7	46.074 101.9	X:00.000	9 - 3:31.641	42.409 137.2	40.058 112.8	4:54.108	
4 - 22.934	42.025 150.1	41.822 110.3	1:46.781	10 - 20.765	39.858 153.5	38.948 113.6	1:39.571	
5 - 4:00.931	48.009 122.2	44.468 110.5	X:00.000	11 - 20.598	39.038 154.9	38.352 115.0	1:37.988	
6 - 21.377	40.257 150.8	40.282 110.6	1:41.916					
33	Michael LAVERTY				Honda - Stobart Honda			
1 - X:00.000	1:02.475 116.1	49.591 103.2	X:00.000	11 - 20.882	39.314 155.3	39.871 109.0	1:40.067	
2 - 25.058	47.298 137.5	48.026 108.8	2:00.382	12 - 20.741	39.297 154.9	39.358 109.9	1:39.396	
3 - 22.834	43.743 139.2	43.974 111.4	1:50.551	13 - 20.676	38.927 154.9	39.242 111.0	1:38.845	
4 - 22.271	41.968 152.8	43.829 113.0	1:48.068	14 - 20.664	38.915 156.4	39.584 110.3	1:39.163	
5 - 21.749	40.971 152.8	40.709 108.4	1:43.429	15 - 20.566	38.691 154.2	39.270 108.8	1:38.527	
6 - 21.461	40.206 154.9	41.032 113.0	1:42.699	16 - 25.923	51.756 99.5	51.208 95.8	2:08.887	
7 - 21.280	39.809 156.7	39.976 108.8	1:41.065	17 - 21.945	41.244 152.1	39.856 112.6	1:43.045	
8 - 7:55.256	55.181 127.5	45.527 106.8	X:00.000	18 - 20.415	38.562 156.7	38.516 109.5	1:37.493	
9 - 22.798	43.847 149.1	41.840 108.0	1:48.485	19 - 20.422	38.487 154.6	38.319 110.3	1:37.228	
10 - 21.365	40.190 153.9	40.016 111.2	1:41.571	20 - 20.172	38.194 156.0	38.267 112.0	1:36.633	
35	Matt LLEWELLYN				Yamaha - AIM Racing			
1 - X:00.000	41.358 146.5	42.242 106.4	X:00.000	8 - 21.580	39.752 140.3	40.499 107.1	1:41.831	
2 - 21.597	41.807 145.8	41.843 107.3	1:45.247	9 - 21.208	39.699 147.1	40.668 108.8	1:41.575	
3 - 21.264	40.277 147.4	42.189 106.4	1:43.730	10 - 20.735	38.849 147.8	40.459 107.3	1:40.043	
4 - 21.523	41.783 142.1	43.220 107.9	1:46.526	11 - 4:38.363	41.531 146.8	41.185 108.2	X:00.000	
5 - 21.970	41.336 142.7	40.445 112.4	1:43.751	12 - 21.611	39.701 149.4	39.849 109.5	1:41.161	
6 - 21.071	39.816 146.2	40.199 112.0	1:41.086	13 - 20.549	38.383 151.4	40.225 112.2	1:39.157	
7 - 6:31.446	44.477 144.0	43.316 103.5	X:00.000	14 - 20.428	38.117 145.5	39.928 110.6	1:38.473	

MCRCB BULLETIN TK000

2005 Bennetts British Superbike Championship & Superbike Cup FREE PRACTICE 2 - SECTOR ANALYSIS

(contd.)

36	Gregorio LAVILLA				Ducati - Airwaves Ducati			
1 - X:00.000	48.509 133.9	45.264 107.1	X:00.000	8 - 19.715	37.464 157.5	38.512 116.5	1:35.691	
2 - 22.910	41.668 149.4	41.370 110.8	1:45.948	9 - 19.771	37.506 154.9	39.326 114.6	1:36.603	
3 - 22.439	41.008 152.1	40.561 110.3	1:44.008	10 - 19.781	37.148 158.6	38.334 116.2	1:35.263	
4 - 21.471	39.441 153.9	39.664 113.8	1:40.576	11 - 5:09.401	43.660 134.2	46.298 114.4	X:00.000	
5 - 20.806	38.813 155.7	38.831 114.2	1:38.450	12 - 20.206	37.986 157.5	38.003 116.7	1:36.195	
6 - 20.112	37.775 155.7	38.256 115.0	1:36.143	13 - 20.105	37.990 158.2	37.690 116.0	1:35.785	
7 - 20.032	37.649 155.3	38.584 115.4	1:36.265	14 - 19.641	36.904 156.4	37.923 115.2	1:34.468	
37	Danny BEAUMONT				Honda - Team JLL Racing C			
1 - 4:26.232	46.668 140.3	45.933 108.0	X:00.000	12 - 20.652	38.865 152.1	38.821 115.2	1:38.338	
2 - 4:22.231	43.497 138.3	46.665 107.3	X:00.000	13 - 20.604	39.237 144.6	39.709 113.0	1:39.550	
3 - 21.665	40.809 148.1	41.016 113.8	1:43.490	14 - 20.631	39.142 151.8	39.292 114.0	1:39.065	
4 - 21.426	42.834 144.6	42.002 114.4	1:46.262	15 - 20.428	38.975 153.5	38.967 114.0	1:38.370	
5 - 21.045	39.508 150.4	41.451 113.8	1:42.004	16 - 20.357	38.696 151.4	39.405 117.7	1:38.458	
6 - 21.294	40.148 148.1	42.811 103.2	1:44.253	17 - 5:17.374	39.771 149.7	39.509 112.0	X:00.000	
7 - 22.663	42.549 138.6	42.456 112.4	1:47.668	18 - 21.179	38.868 152.1	38.771 115.2	1:38.818	
8 - 20.969	40.586 148.7	40.450 113.6	1:42.005	19 - 20.283	38.885 154.9	38.825 118.2	1:37.993	
9 - 5:33.584	45.417 141.5	43.621 112.6	X:00.000	20 - 20.095	38.426 152.5	38.458 115.2	1:36.979	
10 - 21.375	40.488 150.1	40.155 114.4	1:42.018	21 - 20.157	38.210 153.5	38.916 113.6	1:37.283	
11 - 20.691	39.764 151.1	39.389 114.0	1:39.844					
42	Dean ELLISON				Honda - Slingshot Racing			
1 - 4:21.457	48.778 143.7	46.587 109.0	X:00.000	10 - 20.876	38.800 155.3	39.577 116.9	1:39.253	
2 - 23.325	43.776 144.9	43.617 110.1	1:50.718	11 - 20.871	38.573 154.9	39.104 115.6	1:38.548	
3 - 23.127	43.309 147.4	42.402 113.0	1:48.838	12 - 20.731	38.275 155.7	38.724 114.8	1:37.730	
4 - X:00.000	44.656 152.8	41.513 112.2	X:00.000	13 - 20.781	38.483 154.9	39.012 116.0	1:38.276	
5 - 22.128	40.738 152.8	41.365 113.4	1:44.231	14 - 20.560	38.310 154.9	39.046 114.6	1:37.916	
6 - 21.810	39.804 154.9	40.477 112.6	1:42.091	15 - 4:40.322	44.164 153.5	39.721 114.6	X:00.000	
7 - 21.404	39.623 155.7	39.878 113.6	1:40.905	16 - 20.884	39.092 153.9	38.371 115.4	1:38.347	
8 - 21.231	39.320 150.8	40.356 114.2	1:40.907	17 - 20.496	38.226 154.6	38.796 115.2	1:37.518	
9 - 21.037	38.964 154.6	39.371 114.8	1:39.372					
43	Howie MAINWARING				Suzuki C			
1 - 6:37.939	50.385 104.2	50.442 101.4	X:00.000	9 - 22.164	40.910 135.0	41.140 108.0	1:44.214	
2 - 24.928	47.406 122.4	47.345 102.8	1:59.679	10 - 4:49.851	42.778 132.3	41.961 102.8	X:00.000	
3 - 25.739	46.188 124.2	45.637 105.9	1:57.564	11 - 22.114	40.429 141.2	40.912 109.5	1:43.455	
4 - 23.895	44.750 128.8	43.660 105.7	1:52.305	12 - 21.389	39.982 143.0	40.572 109.7	1:41.943	
5 - 22.950	42.418 132.1	42.685 107.9	1:48.053	13 - 5:47.391	41.901 137.7	41.459 106.1	X:00.000	
6 - 6:33.835	45.625 127.0	44.013 100.9	X:00.000	14 - 21.578	40.162 141.8	40.364 109.3	1:42.104	
7 - 23.408	42.497 130.5	42.502 106.3	1:48.407	15 - 21.261	39.636 141.8	40.448 107.5	1:41.345	
8 - 22.605	41.344 136.1	41.917 109.5	1:45.866					
48	Nick MEDD				Kawasaki - Arco Medd Racing			
1 - 3:13.647	49.741 136.3	47.992 104.2	4:51.380	9 - 5:16.741	43.059 143.3	41.913 111.4	X:00.000	
2 - 23.872	45.530 141.2	46.275 104.9	1:55.677	10 - 21.555	40.572 151.8	45.202 110.1	1:47.329	
3 - 23.540	44.766 146.5	44.993 102.4	1:53.299	11 - 6:30.618	43.182 150.4	43.612 109.9	X:00.000	
4 - 9:37.632	45.081 149.4	1:11.700 107.5	X:00.000	12 - 21.279	40.196 153.2	39.484 111.8	1:40.959	
5 - 22.579	42.967 148.7	42.970 109.7	1:48.516	13 - 20.914	39.640 151.1	39.529 112.6	1:40.083	
6 - 23.150	43.343 148.7	42.251 109.9	1:48.744	14 - 20.982	40.901 152.1	40.924 112.0	1:42.807	
7 - 21.769	41.073 153.2	40.925 110.6	1:43.767	15 - 21.143	40.432 151.1	40.389 113.4	1:41.964	
8 - 21.543	40.786 152.1	42.259 111.2	1:44.588					

Weather / Track : Bright / Drying

Donington Park
Circuit Length = 2.5000 miles.
Start: 14:50 End: 15:42

MCRCB BULLETIN TK000

**2005 Bennetts British Superbike Championship & Superbike Cup
FREE PRACTICE 2 - SECTOR ANALYSIS**

(contd.)

56	James BUCKINGHAM				Suzuki - Quay Garage Suzuki				C
1 - X:00.000	49.956 126.3	50.614 85.0	X:00.000	4 - 21.015	39.757 152.1	40.794 110.8	1:41.566		
2 - 24.017	43.051 144.3	43.709 107.0	1:50.777	5 - 21.449	42.680 127.0	44.370 110.1	1:48.499		
3 - 21.416	40.532 149.7	42.980 109.0	1:44.928						
65	Jonathan REA				Honda - Red Bull Honda				
1 - X:00.000	47.022 143.3	45.132 109.9	X:00.000	7 - 20.669	39.153 156.0	38.837 113.8	1:38.659		
2 - 22.422	42.121 148.7	42.118 112.4	1:46.661	8 - 20.534	38.822 155.3	38.756 115.0	1:38.112		
3 - 21.605	40.962 150.8	40.878 113.0	1:43.445	9 - 6:46.437	40.091 154.6	39.819 113.6	X:00.000		
4 - 21.689	40.938 150.8	42.044 112.8	1:44.671	10 - 20.239	38.545 153.5	39.017 115.2	1:37.801		
5 - 21.229	39.882 152.8	39.649 114.0	1:40.760	11 - 20.075	38.004 157.1	38.060 116.5	1:36.139		
6 - X:00.000	41.662 151.8	41.555 113.4	X:00.000	12 - 20.797	38.553 153.9	38.648 114.8	1:37.998		
68	Steve BROGAN				Honda - PR Branson Honda				C
1 - 3:10.611	46.316 134.2	46.391 104.4	4:43.318	11 - 20.898	38.462 148.1	39.709 112.0	1:39.069		
2 - 22.971	41.593 148.7	42.647 108.0	1:47.211	12 - 20.570	38.263 151.8	39.630 112.0	1:38.463		
3 - 22.871	41.814 148.1	43.262 107.3	1:47.947	13 - 20.278	38.262 151.1	39.023 113.0	1:37.563		
4 - 21.806	40.363 143.0	42.196 109.3	1:44.365	14 - 20.395	38.197 148.7	39.705 111.6	1:38.297		
5 - 21.867	42.315 143.0	42.569 111.0	1:46.751	15 - 3:47.417	44.205 149.4	40.732 112.6	X:00.000		
6 - 21.348	39.324 138.9	41.811 109.7	1:42.483	16 - 20.750	39.348 148.4	39.742 112.8	1:39.840		
7 - 21.576	39.923 148.7	44.976 108.0	1:46.475	17 - 20.047	37.824 150.8	38.206 113.6	1:36.077		
8 - 21.338	39.634 150.4	40.777 111.4	1:41.749	18 - 20.167	37.848 153.5	38.852 114.2	1:36.867		
9 - 21.211	39.748 149.7	41.312 107.3	1:42.271	19 - 20.223	39.671 121.7	38.540 113.6	1:38.434		
10 - X:00.000	40.986 149.4	41.028 108.4	X:00.000	20 - 20.036	37.962 152.5	38.873 109.9	1:36.871		
74	Kieran CLARKE				Honda - Hydrex Honda				
1 - 3:11.056	46.262 134.4	49.060 102.4	4:46.378	10 - 21.130	38.812 153.9	44.685 54.8	1:44.627		
2 - 25.908	44.329 143.0	42.237 110.6	1:52.474	11 - 25.543	40.815 152.8	41.441 110.1	1:47.799		
3 - 22.795	41.444 148.7	41.405 111.2	1:45.644	12 - 7:03.029	40.407 154.9	39.910 112.8	X:00.000		
4 - 21.998	42.267 150.8	41.552 111.8	1:45.817	13 - 20.931	39.173 153.5	39.271 114.2	1:39.375		
5 - X:00.000	41.347 152.1	41.163 111.2	X:00.000	14 - 20.752	38.935 153.9	38.971 115.4	1:38.658		
6 - 21.272	39.803 154.2	41.664 112.8	1:42.739	15 - 20.599	38.756 157.5	38.959 116.0	1:38.314		
7 - 21.060	40.071 153.2	40.266 113.6	1:41.397	16 - 20.589	38.821 156.0	40.214 114.0	1:39.624		
8 - 21.397	41.210 150.8	40.077 111.4	1:42.684	17 - 20.529	38.310 156.7	38.649 113.4	1:37.488		
9 - 21.421	39.425 152.1	39.835 112.2	1:40.681						
75	Glen RICHARDS				Kawasaki - Hawk Kawasaki				
1 - X:00.000	41.726 153.2	39.470 112.4	X:00.000	8 - 20.319	38.132 154.9	37.847 114.4	1:36.298		
2 - 21.094	40.644 150.8	39.645 113.2	1:41.383	9 - 6:40.913	40.182 153.5	38.724 111.6	X:00.000		
3 - 20.689	38.960 153.9	38.612 110.6	1:38.261	10 - 19.961	37.651 154.9	37.858 112.0	1:35.470		
4 - 20.441	38.207 153.9	38.368 112.4	1:37.016	11 - 19.866	37.475 154.6	37.288 114.2	1:34.629		
5 - 20.208	38.979 152.8	38.308 111.8	1:37.495	12 - 19.672	37.866 155.7	37.658 114.4	1:35.196		
6 - 21.635	39.436 153.2	39.857 112.8	1:40.928	13 - 19.838	37.872 153.5	37.393 115.2	1:35.103		
7 - 20.427	38.126 154.6	38.758 114.4	1:37.311						
77	Marty NUTT				Honda-M Johns Motors/NuttTravel				C
1 - X:00.000	48.919 101.9	46.116 103.5	X:00.000	4 - 21.029	39.866 145.8	40.853 102.2	1:41.748		
2 - 22.871	41.158 150.1	40.679 107.7	1:44.708	5 - X:00.000	45.296 101.6	42.734 107.0	X:00.000		
3 - 21.810	40.988 151.4	40.369 109.3	1:43.167						

MCRCB BULLETIN TK000

2005 Bennetts British Superbike Championship & Superbike Cup FREE PRACTICE 2 - SECTOR ANALYSIS

(contd.)

88		Scott SMART				Kawasaki - Vivaldi Racing			
1 - X:00.000	43.663 150.8	42.075 110.6	X:00.000	7 - 20.842	38.697 153.2	38.859 114.4	1:38.398		
2 - 21.194	39.569 149.7	39.274 114.4	1:40.037	8 - 19.973	37.829 153.2	38.193 114.0	1:35.995		
3 - 20.580	38.903 150.1	39.207 111.6	1:38.690	9 - 19.932	37.684 156.0	37.738 114.4	1:35.354		
4 - 20.584	38.684 151.1	38.651 113.0	1:37.919	10 - 19.927	37.477 154.2	37.585 114.0	1:34.989		
5 - 20.505	38.289 149.4	38.391 115.6	1:37.185	11 - 19.781	37.575 154.2	37.896 112.6	1:35.252		
6 - 3:20.867	41.036 150.4	50.611 111.6	4:52.514						
91		Leon HASLAM				Ducati - Airwaves Ducati			
1 - 4:04.097	44.952 147.4	43.761 110.6	X:00.000	12 - 6:48.507	40.897 153.9	41.790 113.8	X:00.000		
2 - 21.789	41.405 149.4	42.103 111.4	1:45.297	13 - 20.541	38.348 157.1	38.990 112.8	1:37.879		
3 - 21.738	40.609 149.7	41.309 110.3	1:43.656	14 - 20.289	37.935 158.2	39.093 116.0	1:37.317		
4 - 21.555	41.221 151.4	40.476 113.0	1:43.252	15 - 20.180	37.648 157.9	38.343 115.6	1:36.171		
5 - 20.958	39.540 154.2	41.775 109.1	1:42.273	16 - 19.983	37.826 157.1	38.357 116.2	1:36.166		
6 - 20.712	41.999 150.4	40.669 113.6	1:43.380	17 - 19.930	37.485 156.4	37.959 117.1	1:35.374		
7 - 20.798	39.026 155.7	39.958 114.8	1:39.782	18 - 20.939	39.006 153.5	39.289 115.0	1:39.234		
8 - 20.420	39.614 154.6	40.021 110.1	1:40.055	19 - 19.949	37.550 157.5	37.843 116.5	1:35.342		
9 - 6:28.458	41.509 152.8	40.976 110.3	X:00.000	20 - 19.771	37.641 157.5	37.917 111.8	1:35.329		
10 - 20.525	38.995 156.7	39.104 113.2	1:38.624	21 - 19.862	37.156 156.4	38.258 117.3	1:35.276		
11 - 20.274	38.483 156.7	38.969 114.0	1:37.726	22 - 20.188	38.443 156.0	39.638 111.6	1:38.269		

MCRCB BULLETIN TK000

2005 Bennetts British Superbike Championship & Superbike Cup FREE PRACTICE 2 - SPEED TRAP - FINISH LINE

POS	NO	CL	NAME	NAT	ENTRY	MPH
1	6		Ryuichi KIYONARI		Honda - HM Plant Honda	122.2
2	2		Michael RUTTER		Honda - HM Plant Honda	119.3
3	18		James HAYDON		Suzuki - Rizla Suzuki	118.4
4	4		Steve PLATER		Honda - Hydrex Honda	118.2
5	9		Karl HARRIS		Honda - Honda-Racing.co.uk	118.2
6	37	C	Danny BEAUMONT		Honda - Team JLL Racing	118.2
7	3		Gary MASON		Honda - Stobart Honda	118.2
8	1		John REYNOLDS		Suzuki - Rizla Suzuki	117.5
9	91		Leon HASLAM		Ducati - Airwaves Ducati	117.3
10	42		Dean ELLISON		Honda - Slingshot Racing	116.9
11	36		Gregorio LAVILLA		Ducati - Airwaves Ducati	116.7
12	65		Jonathan REA		Honda - Red Bull Honda	116.5
13	12		Dean THOMAS		Kawasaki - Hawk Kawasaki	116.5
14	74		Kieran CLARKE		Honda - Hydrex Honda	116.0
15	88		Scott SMART		Kawasaki - Vivaldi Racing	115.6
16	11		Ben WILSON		Kawasaki - Vivaldi Racing	115.6
17	75		Glen RICHARDS		Kawasaki - Hawk Kawasaki	115.2
18	26	C	Chris MARTIN		Suzuki - Nycom Racing	115.0
19	15		Luke QUIGLEY		Yamaha - Jentin Racing	114.8
20	24		Richard WREN		Yamaha - Virgin Mobile Samsung	114.6
21	25		Dennis HOBBS		Yamaha - Team Nvidia	114.6
22	8		Tommy HILL		Yamaha - Virgin Mobile Samsung	114.6
23	68	C	Steve BROGAN		Honda - PR Branson Honda	114.2
24	10		Julien DA COSTA		Kawasaki - Dienza Performance	114.2
25	14		John McGUINNESS		Honda - Vitrans Racing	114.0
26	48		Nick MEDD		Kawasaki - Arco Medd Racing	113.4
27	17		Tristan PALMER		Kawasaki - Vivaldi Racing	113.2
28	33		Michael LAVERTY		Honda - Stobart Honda	113.0
29	35		Matt LLEWELLYN		Yamaha - AIM Racing	112.4
30	19	C	Phil GILES		Suzuki - BSD M/C Developments	112.0
31	5		Sean EMMETT		Yamaha - Virgin Mobile Samsung	111.2
32	56	C	James BUCKINGHAM		Suzuki - Quay Garage Suzuki	110.8
33	22	C	Michael PENSAVALLE		Kawasaki - MP Racing	110.6
34	43	C	Howie MAINWARING		Suzuki	109.7
35	77	C	Marty NUTT		Honda-M Johns Motors/NuttTravel	109.3
36	21	C	Malcolm ASHLEY		Kawasaki - MAR	109.3

Weather / Track : Bright / Drying

msttimina.com

Donington Park
Circuit Length = 2.5000 miles.
Start: 14:50 End: 15:42

Printed - 15:42 Friday, 23 September 2005

MCRCB BULLETIN TK000

2005 Bennetts British Superbike Championship & Superbike Cup FREE PRACTICE 2 - SPEED TRAP - SECTOR 2

(contd.)

POS	NO	CL	NAME	NAT	ENTRY	MPH
1	6		Ryuichi KIYONARI		Honda - HM Plant Honda	161.7
2	2		Michael RUTTER		Honda - HM Plant Honda	159.7
3	36		Gregorio LAVILLA		Ducati - Airwaves Ducati	158.6
4	8		Tommy HILL		Yamaha - Virgin Mobile Samsung	158.2
5	91		Leon HASLAM		Ducati - Airwaves Ducati	158.2
6	9		Karl HARRIS		Honda - Honda-Racing.co.uk	157.9
7	4		Steve PLATER		Honda - Hydrex Honda	157.9
8	74		Kieran CLARKE		Honda - Hydrex Honda	157.5
9	3		Gary MASON		Honda - Stobart Honda	157.5
10	65		Jonathan REA		Honda - Red Bull Honda	157.1
11	1		John REYNOLDS		Suzuki - Rizla Suzuki	157.1
12	18		James HAYDON		Suzuki - Rizla Suzuki	156.7
13	33		Michael LAVERTY		Honda - Stobart Honda	156.7
14	88		Scott SMART		Kawasaki - Vivaldi Racing	156.0
15	75		Glen RICHARDS		Kawasaki - Hawk Kawasaki	155.7
16	42		Dean ELLISON		Honda - Slingshot Racing	155.7
17	24		Richard WREN		Yamaha - Virgin Mobile Samsung	155.3
18	26	C	Chris MARTIN		Suzuki - Nycom Racing	154.9
19	12		Dean THOMAS		Kawasaki - Hawk Kawasaki	154.9
20	37	C	Danny BEAUMONT		Honda - Team JJJ Racing	154.9
21	17		Tristan PALMER		Kawasaki - Vivaldi Racing	154.9
22	25		Dennis HOBBS		Yamaha - Team Nvidia	154.9
23	14		John McGUINNESS		Honda - Vitrans Racing	154.6
24	11		Ben WILSON		Kawasaki - Vivaldi Racing	153.9
25	10		Julien DA COSTA		Kawasaki - Dienza Performance	153.9
26	68	C	Steve BROGAN		Honda - PR Branson Honda	153.5
27	15		Luke QUIGLEY		Yamaha - Jentin Racing	153.5
28	48		Nick MEDD		Kawasaki - Arco Medd Racing	153.2
29	19	C	Phil GILES		Suzuki - BSD M/C Developments	152.8
30	5		Sean EMMETT		Yamaha - Virgin Mobile Samsung	152.8
31	77	C	Marty NUTT		Honda-M Johns Motors/NuttTravel	152.8
32	56	C	James BUCKINGHAM		Suzuki - Quay Garage Suzuki	152.1
33	35		Matt LLEWELLYN		Yamaha - AIM Racing	151.4
34	22	C	Michael PENSAVALLE		Kawasaki - MP Racing	151.1
35	21	C	Malcolm ASHLEY		Kawasaki - MAR	150.1
36	43	C	Howie MAINWARING		Suzuki	143.0

Weather / Track : Bright / Drying

msttimina.com

Donington Park
Circuit Length = 2.5000 miles.
Start: 14:50 End: 15:42

Printed - 15:42 Friday, 23 September 2005

MCRCB BULLETIN TK000

2005 Bennetts British Superbike Championship & Superbike Cup FREE PRACTICE 2 - BEST SECTOR TIMES

SECTOR 1			SECTOR 2			SECTOR 3			IDEAL / BEST COMPARISON							
POS	NO	NAME	TIME	NO	NAME	TIME	NO	NAME	TIME	POS	NO	NAME	IDEAL	BEST	DIFF	
1	6	KIYONARI	19.585	36	LAVILLA	36.904	2	RUTTER	37.101	1	6	KIYONARI	1:34.059	1:34.166	0.107	
2	36	LAVILLA	19.641	91	HASLAM	37.156	9	HARRIS	37.159	2	9	HARRIS	1:34.168	1:34.249	0.081	
3	75	RICHARDS	19.672	2	RUTTER	37.198	6	KIYONARI	37.186	3	2	RUTTER	1:34.189	1:34.198	0.009	
4	9	HARRIS	19.707	6	KIYONARI	37.288	75	RICHARDS	37.288	4	36	LAVILLA	1:34.235	1:34.468	0.233	
5	18	HAYDON	19.727	9	HARRIS	37.302	4	PLATER	37.405	5	75	RICHARDS	1:34.435	1:34.629	0.194	
6	91	HASLAM	19.771	1	REYNOLDS	37.324	8	HILL	37.519	6	8	HILL	1:34.738	1:34.738	0.000	
7	88	SMART	19.781	8	HILL	37.331	88	SMART	37.585	7	91	HASLAM	1:34.770	1:35.276	0.506	
8	1	REYNOLDS	19.832	75	RICHARDS	37.475	12	THOMAS	37.615	8	88	SMART	1:34.843	1:34.989	0.146	
9	8	HILL	19.888	88	SMART	37.477	36	LAVILLA	37.690	9	4	PLATER	1:34.917	1:35.122	0.205	
10	2	RUTTER	19.890	4	PLATER	37.511	1	REYNOLDS	37.828	10	1	REYNOLDS	1:34.984	1:34.984	0.000	
11	3	MASON	19.948	18	HAYDON	37.639	91	HASLAM	37.843	11	12	THOMAS	1:35.315	1:35.315	0.000	
12	12	THOMAS	19.974	3	MASON	37.684	18	HAYDON	37.952	12	18	HAYDON	1:35.318	1:35.845	0.527	
13	4	PLATER	20.001	12	THOMAS	37.726	65	REA	38.060	13	3	MASON	1:35.766	1:35.942	0.176	
14	68	BROGAN	20.036	68	BROGAN	37.824	14	McGUINNESS	38.128	14	68	BROGAN	1:36.066	1:36.077	0.011	
15	65	REA	20.075	24	WREN	37.885	3	MASON	38.134	15	65	REA	1:36.139	1:36.139	0.000	
16	37	BEAUMONT	20.095	65	REA	38.004	11	WILSON	38.151	16	14	McGUINNESS	1:36.298	1:36.464	0.166	
17	24	WREN	20.120	5	EMMETT	38.011	10	COSTA	38.174	17	24	WREN	1:36.584	1:36.763	0.179	
18	14	McGUINNESS	20.132	14	McGUINNESS	38.038	68	BROGAN	38.206	18	33	LAVERTY	1:36.633	1:36.633	0.000	
19	33	LAVERTY	20.172	35	LLEWELLYN	38.117	33	LAVERTY	38.267	19	37	BEAUMONT	1:36.763	1:36.979	0.216	
20	25	HOBBS	20.297	25	HOBBS	38.162	26	MARTIN	38.352	20	10	COSTA	1:36.816	1:36.990	0.174	
21	10	COSTA	20.298	33	LAVERTY	38.194	42	ELLISON	38.371	21	25	HOBBS	1:36.988	1:37.287	0.299	
22	15	QUIGLEY	20.312	37	BEAUMONT	38.210	37	BEAUMONT	38.458	22	42	ELLISON	1:37.093	1:37.518	0.425	
23	19	GILES	20.326	42	ELLISON	38.226	15	QUIGLEY	38.460	23	5	EMMETT	1:37.427	1:37.445	0.018	
24	5	EMMETT	20.373	74	CLARKE	38.310	19	GILES	38.522	24	11	WILSON	1:37.473	1:37.473	0.000	
25	35	LLEWELLYN	20.428	10	COSTA	38.344	25	HOBBS	38.529	25	74	CLARKE	1:37.488	1:37.488	0.000	
26	22	PENSAVALLE	20.441	22	PENSAVALLE	38.460	24	WREN	38.579	26	22	PENSAVALLE	1:37.537	1:37.537	0.000	
27	42	ELLISON	20.496	19	GILES	38.730	22	PENSAVALLE	38.636	27	19	GILES	1:37.578	1:37.759	0.181	
28	17	PALMER	20.508	11	WILSON	38.774	74	CLARKE	38.649	28	15	QUIGLEY	1:37.627	1:37.959	0.332	
29	74	CLARKE	20.529	17	PALMER	38.784	17	PALMER	38.964	29	26	MARTIN	1:37.988	1:37.988	0.000	
30	11	WILSON	20.548	15	QUIGLEY	38.855	5	EMMETT	39.043	30	17	PALMER	1:38.256	1:38.605	0.349	
31	26	MARTIN	20.598	26	MARTIN	39.038	48	MEDD	39.484	31	35	LLEWELLYN	1:38.394	1:38.473	0.079	
32	48	MEDD	20.914	43	MAINWARING	39.636	21	ASHLEY	39.792	32	48	MEDD	1:40.038	1:40.083	0.045	
33	56	BUCKINGHAM	21.015	48	MEDD	39.640	35	LLEWELLYN	39.849	33	21	ASHLEY	1:40.762	1:40.984	0.222	
34	77	NUTT	21.029	56	BUCKINGHAM	39.757	43	MAINWARING	40.364	34	43	MAINWARING	1:41.261	1:41.345	0.084	
35	21	ASHLEY	21.155	21	ASHLEY	39.815	77	NUTT	40.369	35	77	NUTT	1:41.264	1:41.748	0.484	
36	43	MAINWARING	21.261	77	NUTT	39.866	56	BUCKINGHAM	40.794	36	56	BUCKINGHAM	1:41.566	1:41.566	0.000	
													Perfect Lap	1:33.590		

Weather / Track : Bright / Drying

Donington Park
Circuit Length = 2.5000 miles
Start: 14:50 End: 15:42

MCRCB BULLETIN TK009

2005 Bennetts British Superbike Championship & Superbike Cup QUALIFYING 1

POS	NO	CL	NAME	NAT	ENTRY	TIME	LAPS	GAP	MPH
1	6		Ryuichi KIYONARI		Honda - HM Plant Honda	1:32.139	25		97.67
2	2		Michael RUTTER		Honda - HM Plant Honda	1:32.318	23	0.179	97.48
3	1		John REYNOLDS		Suzuki - Rizla Suzuki	1:32.612	25	0.473	97.18
4	36		Gregorio LAVILLA		Ducati - Airwaves Ducati	1:32.663	23	0.524	97.12
5	91		Leon HASLAM		Ducati - Airwaves Ducati	1:32.681	23	0.542	97.10
6	75		Glen RICHARDS		Kawasaki - Hawk Kawasaki	1:32.968	24	0.829	96.80
7	3		Gary MASON		Honda - Stobart Honda	1:33.097	24	0.958	96.67
8	12		Dean THOMAS		Kawasaki - Hawk Kawasaki	1:33.283	21	1.144	96.48
9	9		Karl HARRIS		Honda - Honda-Racing.co.uk	1:33.391	23	1.252	96.36
10	25		Dennis HOBBS		Yamaha - Team Nvidia	1:33.585	22	1.446	96.16
11	88		Scott SMART		Kawasaki - Vivaldi Racing	1:33.673	22	1.534	96.07
12	11		Ben WILSON		Kawasaki - Vivaldi Racing	1:33.866	22	1.727	95.88
13	5		Sean EMMETT		Yamaha - Virgin Mobile Samsung	1:33.870	19	1.731	95.87
14	42		Dean ELLISON		Honda - Slingshot Racing	1:33.882	22	1.743	95.86
15	65		Jonathan REA		Honda - Red Bull Honda	1:33.959	18	1.820	95.78
16	18		James HAYDON		Suzuki - Rizla Suzuki	1:34.065	24	1.926	95.67
17	68	C	Steve BROGAN		Honda - PR Branson Honda	1:34.115	23	1.976	95.62
18	4		Steve PLATER		Honda - Hydrex Honda	1:34.328	14	2.189	95.41
19	8		Tommy HILL		Yamaha - Virgin Mobile Samsung	1:34.402	22	2.263	95.33
20	35		Matt LLEWELLYN		Yamaha - AIM Racing	1:34.412	17	2.273	95.32
21	77	C	Marty NUTT		Honda-M Johns Motors/NuttTravel	1:34.516	23	2.377	95.22
22	33		Michael LAVERTY		Honda - Stobart Honda	1:34.910	24	2.771	94.82
23	74		Kieran CLARKE		Honda - Hydrex Honda	1:35.050	17	2.911	94.68
24	14		John McGUINNESS		Honda - Vitrans Racing	1:35.054	18	2.915	94.68
25	10		Julien DA COSTA		Kawasaki - Dienza Performance	1:35.074	19	2.935	94.66
26	37	C	Danny BEAUMONT		Honda - Team JLL Racing	1:35.086	18	2.947	94.65
27	17		Tristan PALMER		Kawasaki - Vivaldi Racing	1:35.182	22	3.043	94.55
28	15		Luke QUIGLEY		Yamaha - Jentin Racing	1:35.329	22	3.190	94.41
29	26	C	Chris MARTIN		Suzuki - Nycom Racing	1:35.364	20	3.225	94.37
30	22	C	Michael PENSAVALLE		Kawasaki - MP Racing	1:35.454	23	3.315	94.28
31	56	C	James BUCKINGHAM		Suzuki - Quay Garage Suzuki	1:35.571	17	3.432	94.17
32	24		Richard WREN		Yamaha - Virgin Mobile Samsung	1:36.071	21	3.932	93.68
33	21	C	Malcolm ASHLEY		Kawasaki - MAR	1:36.681	17	4.542	93.09
34	19	C	Phil GILES		Suzuki - BSD M/C Developments	1:37.008	18	4.869	92.77
35	48		Nick MEDD		Kawasaki - Arco Medd Racing	1:38.379	19	6.240	91.48
36	43	C	Howie MAINWARING		Suzuki - Protech-Racing	1:39.558	14	7.419	90.40

Weather / Track : Sunny / Dry

These results are provisional until the conclusion of any judicial and technical matters.

Donington Park
Circuit Length = 2.5000 miles.
Start: 10:31 End: 11:22

Race Director:	Stewards:	Timekeeper:
----------------	-----------	-------------

MCRCB BULLETIN TK010

2005 Bennetts British Superbike Championship & Superbike Cup QUALIFYING 1 - SECTOR ANALYSIS

1	John REYNOLDS				Suzuki - Rizla Suzuki						
1 - 3:39.430	44.738	135.5	41.612	111.8	X:00.000	14 - 19.972	36.867	159.4	36.946	118.2	1:33.785
2 - 21.914	40.036	152.5	40.560	111.2	1:42.510	15 - 20.091	37.654	158.2	37.161	118.6	1:34.906
3 - 20.658	38.153	149.7	38.791	117.1	1:37.602	16 - 19.733	36.605	158.6	36.905	118.6	1:33.243
4 - 19.940	37.565	158.6	38.123	118.0	1:35.628	17 - 19.709	36.735	156.7	36.638	119.3	1:33.082
5 - 19.912	37.066	159.0	37.217	115.4	1:34.195	18 - 20.813	39.126	143.7	44.766		1:44.705P
6 - 19.871	36.869	159.4	38.368	114.0	1:35.108	19 - 2:58.452	38.526	156.7	37.799	118.0	4:14.777
7 - 21.104	39.074	152.1	44.687		1:44.865P	20 - 20.008	37.042	159.7	37.072	118.0	1:34.122
8 - 2:30.293	41.565	145.5	40.788	115.2	3:52.646	21 - 20.736	38.555	144.9	44.697		1:43.988P
9 - 20.987	38.538	156.4	38.113	115.6	1:37.638	22 - 1:56.927	39.518	141.2	39.983	116.0	3:16.428
10 - 20.514	39.190	144.6	44.098		1:43.802P	23 - 20.440	40.498	146.8	38.334	119.9	1:39.272
11 - 2:52.237	40.871	146.8	39.502	114.6	4:12.610	24 - 19.619	36.495	160.1	36.498	119.0	1:32.612
12 - 20.753	38.024	158.2	37.336	118.0	1:36.113	25 - 21.465	39.734	139.5	49.412	97.7	1:50.611
13 - 20.046	37.612	157.5	37.008	118.0	1:34.666						
2	Michael RUTTER				Honda - HM Plant Honda						
1 - 3:35.010	41.586	152.5	39.722	115.6	4:56.318	13 - 20.178	37.268	160.5	36.964	118.6	1:34.410
2 - 20.965	38.754	155.3	38.280	118.4	1:37.999	14 - 21.750	39.130	151.8	41.640		1:42.520P
3 - 20.227	37.291	160.5	36.873	117.7	1:34.391	15 - 4:14.117	39.837	158.2	38.211	114.8	X:00.000
4 - 21.361	39.211	159.4	37.657	118.8	1:38.229	16 - 20.686	38.048	159.4	37.567	118.0	1:36.301
5 - 20.261	37.194	160.5	37.198	119.7	1:34.653	17 - 19.943	36.716	161.3	36.536	119.7	1:33.195
6 - 19.894	37.119	161.3	36.851	119.5	1:33.864	18 - 19.771	36.702	162.0	36.567	116.9	1:33.040
7 - 19.885	36.782	161.3	36.825	120.2	1:33.492	19 - 20.329	38.114	155.7	41.654		1:40.097P
8 - 21.458	40.904	157.9	45.713		1:48.075P	20 - 2:44.497	38.685	155.3	39.481	117.7	4:02.663
9 - 6:02.457	43.664	152.8	39.630	116.7	X:00.000	21 - 20.055	38.176	159.4	37.188	119.7	1:35.419
10 - 20.567	37.857	160.5	37.619	117.5	1:36.043	22 - 19.713	36.443	162.4	36.162	121.3	1:32.318
11 - 20.067	37.999	161.7	37.028	119.0	1:35.094	23 - 20.520	38.159	157.5	41.243		1:39.922P
12 - 19.938	37.630	158.6	37.184	118.8	1:34.752						
3	Gary MASON				Honda - Stobart Honda						
1 - 3:35.306	41.732	145.5	39.900	115.0	4:56.938	13 - 19.945	37.137	158.2	37.659	118.6	1:34.741
2 - 20.621	38.799	157.1	38.984	118.8	1:38.404	14 - 19.805	37.076	159.4	37.460	120.2	1:34.341
3 - 20.416	38.163	155.3	38.424	120.4	1:37.003	15 - 19.901	37.226	156.4	38.794	122.2	1:35.921
4 - 20.344	37.701	158.6	38.349	120.4	1:36.394	16 - 20.905	40.229	110.3	38.517	120.4	1:39.651
5 - 20.083	37.833	157.1	38.653	118.4	1:36.569	17 - 19.968	37.047	159.0	37.368	121.1	1:34.383
6 - 20.097	37.478	155.3	38.268	119.0	1:35.843	18 - 20.207	37.870	151.1	40.703		1:38.780P
7 - 20.064	37.929	154.2	37.822	119.5	1:35.815	19 - 3:18.077	37.735	157.5	37.576	121.1	4:33.388
8 - 20.100	37.324	157.5	38.045	120.2	1:35.469	20 - 19.864	36.965	159.7	37.196	121.1	1:34.025
9 - 20.106	37.792	157.1	47.022		1:44.920P	21 - 19.709	37.100	157.9	40.052		1:36.861P
10 - 6:11.607	39.360	151.8	40.299	116.9	X:00.000	22 - 2:18.237	47.500	127.8	40.973	121.1	3:46.710
11 - 20.015	37.280	158.6	37.581	120.2	1:34.876	23 - 19.658	36.577	159.4	36.862	122.4	1:33.097
12 - 19.898	37.106	157.5	37.846	120.8	1:34.850	24 - 24.048	38.850	159.4	40.844		1:43.742P
4	Steve PLATER				Honda - Hydrex Honda						
1 - 3:39.616	42.856	148.4	41.455	116.9	X:00.000	8 - 19.739	38.266	151.8	44.633		1:42.638P
2 - 20.631	39.127	160.5	41.090	116.7	1:40.848	9 - X:00.000	39.174	160.1	37.623	118.4	X:00.000
3 - 20.428	38.435	158.6	38.367	118.8	1:37.230	10 - 19.951	37.334	161.3	37.396	118.8	1:34.681
4 - 19.915	38.064	150.8	37.918	119.7	1:35.897	11 - 19.863	37.463	160.1	37.347	118.6	1:34.673
5 - 19.882	37.177	161.3	37.493	117.5	1:34.552	12 - 19.881	37.265	160.5	37.491	119.3	1:34.637
6 - 19.862	37.087	159.7	37.379	116.9	1:34.328	13 - 20.274	38.595	153.9	42.114		1:40.983P
7 - 20.017	37.072	159.4	37.438	119.7	1:34.527	14 - 5:12.896	42.645	156.4	39.530	119.5	X:00.000

Weather / Track : Sunny / Dry

Donington Park
Circuit Length = 2.5000 miles.
Start: 10:31 End: 11:22

MCRCB BULLETIN TK010

2005 Bennetts British Superbike Championship & Superbike Cup QUALIFYING 1 - SECTOR ANALYSIS

(contd.)

5		Sean EMMETT				Yamaha - Virgin Mobile Samsung			
1 - 3:36.245	42.493 143.7	40.854 112.6	4:59.592	11 - 20.054	37.499 156.0	38.107 113.6	1:35.660		
2 - 20.381	37.882 154.6	41.690 112.6	1:39.953	12 - 21.511	41.337 153.5	40.968	1:43.816P		
3 - 20.429	38.086 154.2	39.344 108.2	1:37.859	13 - 4:43.035	40.977 143.0	39.965 115.8	X:00.000		
4 - 20.336	37.378 155.3	37.681 115.2	1:35.395	14 - 19.837	36.945 156.0	37.425 115.0	1:34.207		
5 - 19.925	39.429 152.8	43.622	1:42.976P	15 - 19.761	37.104 155.7	37.383 115.0	1:34.248		
6 - 7:59.723	42.996 153.5	39.474 114.0	X:00.000	16 - 23.237	41.294 142.4	44.575	1:49.106P		
7 - 20.442	37.963 156.4	44.239	1:42.644P	17 - 2:11.285	43.321 149.1	39.097 114.2	3:33.703		
8 - 4:18.115	39.409 156.0	39.683 113.2	X:00.000	18 - 19.943	36.917 156.4	37.010 115.8	1:33.870		
9 - 20.116	37.923 154.9	37.914 114.2	1:35.953	19 - 19.711	37.171 154.6	37.340 115.2	1:34.222		
10 - 19.966	37.943 154.9	38.039 113.2	1:35.948						
6		Ryuichi KIYONARI				Honda - HM Plant Honda			
1 - 3:40.096	41.906 149.4	39.287 121.5	X:00.000	14 - 19.436	36.612 164.0	36.467 122.7	1:32.515		
2 - 20.628	38.144 163.2	38.505 122.4	1:37.277	15 - 19.930	37.471 158.6	42.202	1:39.603P		
3 - 20.837	37.617 160.9	43.710 121.5	1:42.164	16 - 2:32.279	39.421 157.5	38.468 121.3	3:50.168		
4 - 20.000	37.440 162.0	36.902 119.9	1:34.342	17 - 20.138	37.351 161.7	36.856 123.6	1:34.345		
5 - 19.833	36.808 162.8	37.030 119.9	1:33.671	18 - 19.796	36.948 160.1	36.446 123.4	1:33.190		
6 - 19.857	37.125 160.9	37.023 122.0	1:34.005	19 - 19.509	36.652 163.2	35.978 123.2	1:32.139		
7 - 19.674	36.696 162.4	36.349 121.5	1:32.719	20 - 19.434	36.444 162.4	38.541 122.4	1:34.419		
8 - 19.769	36.728 161.7	46.057	1:42.554P	21 - 19.416	36.505 162.8	36.340 121.5	1:32.261		
9 - 8:13.186	39.957 159.0	38.419 118.8	X:00.000	22 - 19.430	38.804 150.8	38.438 122.2	1:36.672		
10 - 20.039	37.559 161.3	36.810 122.0	1:34.408	23 - 20.160	39.153 150.1	47.082 120.4	1:46.395		
11 - 20.308	37.232 162.0	36.399 123.4	1:33.939	24 - 19.879	37.207 162.4	37.650 119.5	1:34.736		
12 - 19.563	36.984 163.2	36.585 123.4	1:33.132	25 - 19.970	37.484 161.3	38.158 119.0	1:35.612		
13 - 19.491	36.567 162.4	36.431 122.9	1:32.489						
8		Tommy HILL				Yamaha - Virgin Mobile Samsung			
1 - 3:38.318	43.335 146.8	40.825 114.8	X:00.000	12 - 20.213	37.942 157.5	37.594 117.1	1:35.749		
2 - 21.141	39.562 154.6	39.141 114.4	1:39.844	13 - 19.869	37.502 159.0	37.295 117.7	1:34.666		
3 - 20.825	39.436 154.9	38.725 114.2	1:38.986	14 - 20.118	37.334 159.0	36.969 117.3	1:34.421		
4 - 20.273	38.324 157.5	38.430 115.8	1:37.027	15 - 19.911	37.207 159.0	37.284 117.1	1:34.402		
5 - 20.152	37.620 156.0	37.793 113.8	1:35.565	16 - 20.317	38.139 156.0	43.476	1:41.932P		
6 - 20.135	37.979 157.1	37.643 116.9	1:35.757	17 - 4:44.685	38.699 160.5	38.473 116.7	X:00.000		
7 - 19.964	37.391 158.6	37.413 117.1	1:34.768	18 - 20.112	37.450 160.5	37.313 117.3	1:34.875		
8 - 19.861	37.465 158.6	37.311 116.2	1:34.637	19 - 19.952	37.516 157.9	37.398 117.7	1:34.866		
9 - 19.922	37.617 159.0	37.291 116.5	1:34.830	20 - 20.900	39.577 148.1	43.469	1:43.946P		
10 - 20.099	39.436 140.9	44.835	1:44.370P	21 - 4:01.899	42.629 150.8	38.712 116.9	X:00.000		
11 - 6:41.315	41.134 150.4	38.638 115.0	X:00.000	22 - 19.910	37.397 159.0	37.545 117.1	1:34.852		
9		Karl HARRIS				Honda - Honda-Racing.co.uk			
1 - 3:41.029	41.690 150.8	39.988 116.0	X:00.000	13 - 19.916	36.994 158.2	37.581 117.3	1:34.491		
2 - 20.674	38.605 157.5	38.594 116.0	1:37.873	14 - 19.775	37.048 160.5	36.908 115.6	1:33.731		
3 - 20.286	37.620 154.6	38.445 116.2	1:36.351	15 - 20.171	41.090 153.2	42.625	1:43.886P		
4 - 19.970	37.337 158.6	37.947 113.8	1:35.254	16 - 3:17.873	42.592 146.5	38.840 115.0	4:39.305		
5 - 19.933	37.160 160.1	37.324 115.8	1:34.417	17 - 20.153	37.182 159.0	37.001 116.2	1:34.336		
6 - 19.945	38.208 157.1	43.095	1:41.248P	18 - 19.771	36.797 160.9	37.287 119.3	1:33.855		
7 - 4:05.800	40.177 156.0	37.587 117.3	X:00.000	19 - 19.656	36.816 159.4	37.402 119.3	1:33.874		
8 - 19.872	37.148 160.5	38.458 115.2	1:35.478	20 - 20.625	37.797 156.4	42.784	1:41.206P		
9 - 20.014	37.587 159.4	37.470 117.5	1:35.071	21 - 2:43.447	44.925 85.2	43.117 117.3	4:11.489		
10 - 19.912	37.238 159.0	37.174 116.2	1:34.324	22 - 19.790	36.746 162.0	36.855 117.5	1:33.391		
11 - 20.842	38.632 152.5	42.005	1:41.479P	23 - 20.206	39.984 148.7	39.081 115.4	1:39.271		
12 - 4:06.576	38.918 156.4	37.768 117.3	X:00.000						

Weather / Track : Sunny / Dry

Donington Park
Circuit Length = 2.5000 miles.
Start: 10:31 End: 11:22

MCRCB BULLETIN TK010

2005 Bennetts British Superbike Championship & Superbike Cup QUALIFYING 1 - SECTOR ANALYSIS

(contd.)

10 Julien DA COSTA		Kawasaki - Dienza Performance							
1 - 3:43.123	43.037 146.8	41.429 112.0	X:00.000	11 - X:00.000	39.561 153.5	38.938 113.6	X:00.000		
2 - 21.446	39.299 153.9	40.387 113.4	1:41.132	12 - 20.676	38.100 156.0	38.197 115.0	1:36.973		
3 - 20.713	38.084 154.6	39.102 115.6	1:37.899	13 - 20.260	38.014 154.2	38.040 115.8	1:36.314		
4 - 20.594	38.024 157.5	45.433	1:44.051P	14 - 21.016	39.694 143.0	46.415	1:47.125P		
5 - 3:54.907	38.806 156.0	38.335 114.0	X:00.000	15 - 5:08.188	39.973 151.8	39.626 113.0	X:00.000		
6 - 20.608	38.323 154.6	38.441 115.2	1:37.372	16 - 20.529	37.707 154.6	37.836 115.4	1:36.072		
7 - 20.460	38.023 157.1	38.100 114.2	1:36.583	17 - 20.296	37.416 154.6	37.362 115.6	1:35.074		
8 - 20.434	37.830 156.4	38.085 114.2	1:36.349	18 - 20.210	37.475 156.7	37.605 115.0	1:35.290		
9 - 20.058	37.734 155.7	38.009 113.6	1:35.801	19 - 20.359	37.712 156.4	37.603 113.0	1:35.674		
10 - 22.368	39.569 145.5	44.761	1:46.698P						
11 Ben WILSON		Kawasaki - Vivaldi Racing							
1 - 3:43.633	44.084 154.2	38.968 115.8	X:00.000	12 - 20.138	38.532 152.5	41.906	1:40.576P		
2 - 21.164	38.935 153.5	39.923 115.8	1:40.022	13 - 6:43.502	38.914 154.9	38.252 116.0	X:00.000		
3 - 20.435	37.990 151.8	39.425 117.7	1:37.850	14 - 20.100	38.184 157.1	38.025 117.5	1:36.309		
4 - 20.083	37.553 154.6	37.278 114.2	1:34.914	15 - 20.000	37.875 155.7	37.271 117.1	1:35.146		
5 - 19.883	37.477 155.3	37.594 118.4	1:34.954	16 - 20.002	38.225 157.5	37.476 116.5	1:35.703		
6 - 20.059	37.872 156.7	37.572 117.7	1:35.503	17 - 20.090	38.044 156.0	37.449 115.0	1:35.583		
7 - 20.079	37.855 157.5	41.938	1:39.872P	18 - 20.198	37.821 156.4	37.633 117.1	1:35.652		
8 - 5:34.762	39.166 154.2	37.831 116.9	X:00.000	19 - 20.974	38.784 152.8	41.595	1:41.353P		
9 - 20.168	38.033 155.7	37.366 116.5	1:35.567	20 - 2:34.378	43.414 150.1	40.067 117.3	3:57.859		
10 - 20.339	38.422 157.9	37.478 116.9	1:36.239	21 - 19.918	37.467 157.1	36.481 119.0	1:33.866		
11 - 20.096	37.885 155.3	37.537 117.1	1:35.518	22 - 20.005	37.575 158.6	37.326 119.7	1:34.906		
12 Dean THOMAS		Kawasaki - Hawk Kawasaki							
1 - 4:04.945	45.104 140.6	42.029 111.8	X:00.000	12 - 19.935	37.381 158.6	37.401 117.5	1:34.717		
2 - 21.972	40.650 153.2	42.355 111.2	1:44.977	13 - 19.944	37.263 158.6	37.505 117.1	1:34.712		
3 - 20.929	38.802 150.4	38.891 116.7	1:38.622	14 - 20.013	38.536 155.3	41.903	1:40.452P		
4 - 20.279	37.883 159.0	37.960 117.7	1:36.122	15 - 3:46.444	39.743 154.9	38.538 115.6	X:00.000		
5 - 20.138	37.930 156.7	37.605 117.7	1:35.673	16 - 20.246	37.671 156.7	37.854 116.5	1:35.771		
6 - 20.011	37.697 157.9	37.717 117.7	1:35.425	17 - 20.214	38.086 157.5	37.747 116.9	1:36.047		
7 - 20.203	38.624 153.9	42.997	1:41.824P	18 - 20.468	38.213 154.9	42.855	1:41.536P		
8 - 7:43.297	40.745 154.9	39.737 115.0	X:00.000	19 - 3:33.526	42.768 147.8	38.754 114.6	4:55.048		
9 - 20.411	38.202 157.5	38.182 114.8	1:36.795	20 - 19.727	36.541 160.1	37.015 115.8	1:33.283		
10 - 20.207	37.522 157.9	41.818	1:39.547P	21 - 19.715	36.987 159.0	37.371 116.7	1:34.073		
11 - 1:19.685	38.241 157.9	37.621 117.5	2:35.547						
14 John McGUINNESS		Honda - Vitrans Racing							
1 - 3:45.226	45.869 146.2	42.949 108.8	X:00.000	10 - 20.689	38.490 156.0	37.931 115.4	1:37.110		
2 - 21.528	41.149 145.8	41.272 112.6	1:43.949	11 - 19.924	37.371 156.7	37.759 115.0	1:35.054		
3 - 20.933	40.697 135.8	45.188	1:46.818P	12 - 20.043	37.466 157.1	37.642 115.6	1:35.151		
4 - 5:31.626	42.972 148.4	40.972 111.0	X:00.000	13 - 21.657	40.905 135.8	44.490	1:47.052P		
5 - 21.297	39.924 152.5	40.034 111.2	1:41.255	14 - 7:25.734	38.982 154.2	39.436 113.4	X:00.000		
6 - 21.378	40.860 142.1	45.494	1:47.732P	15 - 20.048	37.434 157.5	37.705 116.5	1:35.187		
7 - 2:39.567	39.845 153.5	39.646 115.4	3:59.058	16 - 20.224	40.168 156.0	44.766	1:45.158P		
8 - 20.428	38.177 156.4	39.103 115.6	1:37.708	17 - 2:05.825	45.281 154.6	39.776 117.3	3:30.882		
9 - 20.211	37.568 153.2	38.862 115.6	1:36.641	18 - 19.937	39.940 144.3	39.525 116.7	1:39.402		

Weather / Track : Sunny / Dry

Donington Park
Circuit Length = 2.5000 miles.
Start: 10:31 End: 11:22

MCRCB BULLETIN TK010

2005 Bennetts British Superbike Championship & Superbike Cup QUALIFYING 1 - SECTOR ANALYSIS

(contd.)

15	Luke QUIGLEY	Yamaha - Jentin Racing						
1 - 4:01.688	44.336 143.0	41.801 112.8	X:00.000	12 - 7:53.700	41.112 150.4	40.588 115.0	X:00.000	
2 - 21.852	41.232 150.1	40.875 110.3	1:43.959	13 - 20.774	38.588 154.2	38.928 114.0	1:38.290	
3 - 21.320	39.978 154.2	38.776 115.2	1:40.074	14 - 20.593	39.081 150.4	38.868 112.6	1:38.542	
4 - 20.805	39.172 154.9	39.178 115.6	1:39.155	15 - 20.504	38.642 154.9	38.356 115.2	1:37.502	
5 - 20.636	39.148 155.7	38.502 116.2	1:38.286	16 - 20.556	43.201 150.8	38.983 115.8	1:42.740	
6 - 21.206	39.744 153.5	38.716 116.0	1:39.666	17 - 20.206	38.119 151.1	38.415 115.2	1:36.740	
7 - 21.313	38.808 154.6	38.475 116.5	1:38.596	18 - 20.557	38.227 151.8	44.336	1:43.120P	
8 - 20.686	39.021 150.4	38.815 114.8	1:38.522	19 - 3:11.662	44.592 150.8	44.385 116.0	4:40.639	
9 - 20.425	38.899 154.2	38.156 115.8	1:37.480	20 - 20.097	37.590 156.0	37.642 116.5	1:35.329	
10 - 20.311	38.743 154.2	38.608 115.2	1:37.662	21 - 22.613	48.998 150.4	38.737 114.8	1:50.348	
11 - 21.441	39.409 154.9	47.210	1:48.060P	22 - 20.567	42.044 131.0	41.914 112.4	1:44.525	
17	Tristan PALMER	Kawasaki - Vivaldi Racing						
1 - 3:42.951	43.063 147.1	41.434 110.6	X:00.000	12 - 20.540	39.996 144.6	45.561	1:46.097P	
2 - 21.118	39.936 154.9	41.919 108.2	1:42.973	13 - 3:10.204	39.916 155.7	38.598 112.4	4:28.718	
3 - 20.923	38.520 157.9	38.878 112.6	1:38.321	14 - 20.337	38.111 157.9	37.753 114.0	1:36.201	
4 - 20.302	37.977 159.0	38.870 111.0	1:37.149	15 - 20.144	38.121 157.5	37.992 114.0	1:36.257	
5 - 20.768	39.221 156.0	38.816 112.0	1:38.805	16 - 20.757	39.163 149.1	46.595	1:46.515P	
6 - 20.293	38.883 156.4	38.545 113.8	1:37.721	17 - 2:07.339	40.406 139.2	39.532 114.8	3:27.277	
7 - 20.798	40.908 138.9	46.729	1:48.435P	18 - 20.175	37.683 157.1	37.324 114.0	1:35.182	
8 - 6:40.360	39.820 156.7	39.383 112.2	X:00.000	19 - 20.247	39.524 152.5	42.539	1:42.310P	
9 - 20.694	38.151 157.9	38.603 112.2	1:37.448	20 - 2:06.685	40.264 156.0	39.303 115.0	3:26.252	
10 - 20.180	37.909 157.9	38.086 113.8	1:36.175	21 - 19.829	44.788 84.6	47.369 112.4	1:51.986	
11 - 20.539	38.318 157.5	38.041 114.4	1:36.898	22 - 20.277	38.079 155.7	38.604 114.0	1:36.960	
18	James HAYDON	Suzuki - Rizla Suzuki						
1 - 3:37.499	43.513 128.5	42.782 113.4	X:00.000	13 - 20.251	37.670 158.2	37.592 119.0	1:35.513	
2 - 21.682	39.778 144.0	42.411 113.8	1:43.871	14 - 19.882	37.016 158.2	37.181 119.7	1:34.079	
3 - 20.911	38.408 143.0	39.361 117.1	1:38.680	15 - 22.607	39.681 145.8	44.156	1:46.444P	
4 - 21.029	38.316 151.4	38.255 113.0	1:37.600	16 - 3:57.169	42.231 145.8	39.056 115.6	X:00.000	
5 - 20.105	37.417 159.7	37.250 119.7	1:34.772	17 - 20.116	37.385 157.1	37.658 119.3	1:35.159	
6 - 19.946	37.510 160.5	37.162 119.7	1:34.618	18 - 20.005	36.957 160.9	41.165	1:38.127P	
7 - 20.003	37.270 159.0	41.853	1:39.126P	19 - 3:09.962	38.588 157.1	37.826 118.6	4:26.376	
8 - 2:06.051	40.532 150.8	39.004 117.3	3:25.587	20 - 19.685	37.221 159.0	37.315 119.9	1:34.221	
9 - 20.266	37.454 159.4	37.232 120.8	1:34.952	21 - 19.983	37.415 155.7	36.667 120.6	1:34.065	
10 - 19.833	37.172 160.1	37.118 119.3	1:34.123	22 - 19.873	36.944 158.2	37.910 116.2	1:34.727	
11 - 20.134	37.427 157.1	37.504 117.3	1:35.065	23 - 19.851	37.238 158.6	44.401	1:41.490P	
12 - 19.890	37.212 159.4	38.476 117.3	1:35.578	24 - 1:15.135	38.696 157.5	39.536 119.5	2:33.367	
19	Phil GILES	Suzuki - BSD M/C Developments						C
1 - 5:48.111	42.787 148.4	42.853 110.1	X:00.000	10 - 20.382	38.484 154.6	46.758	1:45.624P	
2 - 21.522	40.329 153.9	40.928 114.4	1:42.779	11 - 5:01.714	39.327 153.9	39.383 112.8	X:00.000	
3 - 20.862	38.991 154.9	39.253 111.8	1:39.106	12 - 20.488	38.410 154.2	39.131 115.2	1:38.029	
4 - 20.649	38.886 154.9	39.158 114.0	1:38.693	13 - 20.313	38.329 155.7	38.451 114.4	1:37.093	
5 - 20.707	39.298 151.8	39.127 113.8	1:39.132	14 - 20.332	38.240 155.7	38.436 114.2	1:37.008	
6 - 20.526	38.957 153.5	43.280	1:42.763P	15 - 21.390	38.744 153.5	45.969	1:46.103P	
7 - 4:49.725	45.686 145.2	39.897 112.4	X:00.000	16 - 8:51.430	40.206 153.5	39.426 115.0	X:00.000	
8 - 20.803	39.327 154.6	38.946 114.4	1:39.076	17 - 20.411	38.238 155.3	38.786 113.8	1:37.435	
9 - 20.430	38.877 154.2	39.108 111.2	1:38.415	18 - 20.649	38.075 155.7	38.371 115.2	1:37.095	

Weather / Track : Sunny / Dry

Donington Park
Circuit Length = 2.5000 miles.
Start: 10:31 End: 11:22

MCRCB BULLETIN TK010

2005 Bennetts British Superbike Championship & Superbike Cup QUALIFYING 1 - SECTOR ANALYSIS

(contd.)

21	Malcolm ASHLEY				Kawasaki - MAR				C
1 - 6:06.045	44.489 143.0	45.375 101.2	X:00.000	10 - X:00.000	40.213 144.9	38.978 113.8	X:00.000		
2 - 21.822	41.035 151.1	42.936 108.0	1:45.793	11 - 20.255	38.249 152.5	38.523 110.8	1:37.027		
3 - 20.867	39.556 147.4	39.666 110.8	1:40.089	12 - 20.476	38.178 149.4	38.349 113.0	1:37.003		
4 - 20.929	39.031 149.1	39.229 111.0	1:39.189	13 - 20.458	37.825 153.2	38.398 114.8	1:36.681		
5 - 20.715	38.742 151.4	45.852	1:45.309P	14 - 21.466	40.836 118.9	42.580	1:44.882P		
6 - 3:18.816	40.445 146.8	39.624 112.4	4:38.885	15 - 4:23.403	39.497 149.4	38.935 112.2	X:00.000		
7 - 20.601	38.202 152.8	38.953 112.2	1:37.756	16 - 20.345	38.108 150.4	38.660 114.4	1:37.113		
8 - 20.343	38.119 152.1	38.278 112.0	1:36.740	17 - 20.537	38.244 152.8	38.651 113.2	1:37.432		
9 - 20.365	38.177 151.8	47.371	1:45.913P						
22	Michael PENSAVALLE				Kawasaki - MP Racing				C
1 - 3:46.732	45.187 145.8	43.357 109.0	X:00.000	13 - 20.583	38.531 152.5	37.906 112.8	1:37.020		
2 - 21.401	40.290 144.9	41.804 110.6	1:43.495	14 - 20.255	38.069 153.2	37.871 114.2	1:36.195		
3 - 20.763	39.469 147.1	40.191 114.2	1:40.423	15 - 20.468	38.442 150.4	38.714 112.4	1:37.624		
4 - 20.576	38.877 151.1	38.899 112.4	1:38.352	16 - 20.781	39.777 148.4	47.601	1:48.159P		
5 - 20.479	39.120 148.4	39.042 109.9	1:38.641	17 - 2:59.990	39.725 151.4	38.950 113.0	4:18.665		
6 - 22.906	41.600 153.5	43.847 97.4	1:48.353	18 - 20.228	38.094 153.9	38.131 114.0	1:36.453		
7 - 23.182	38.769 152.1	38.461 112.8	1:40.412	19 - 20.273	38.141 152.8	38.091 114.4	1:36.505		
8 - 20.383	38.366 150.4	39.234 112.2	1:37.983	20 - 20.297	42.272 142.7	42.088 109.3	1:44.657		
9 - 20.737	38.554 151.4	38.244 113.4	1:37.535	21 - 21.482	38.604 151.1	44.305	1:44.391P		
10 - 20.266	38.472 152.1	38.492 114.0	1:37.230	22 - 2:03.330	40.809 152.8	37.633 112.6	3:21.772		
11 - 20.469	39.679 148.1	50.187	1:50.335P	23 - 20.097	37.530 154.6	37.827 116.2	1:35.454		
12 - 7:11.013	46.105 146.2	39.974 110.3	X:00.000						
24	Richard WREN				Yamaha - Virgin Mobile Samsung				
1 - 4:20.844	45.657 137.5	42.647 113.8	X:00.000	12 - 5:50.693	44.166 149.1	39.686 116.7	X:00.000		
2 - 23.682	40.556 153.9	43.731 111.8	1:47.969	13 - 20.863	38.201 153.5	38.635 116.7	1:37.699		
3 - 21.143	39.980 154.6	38.966 115.6	1:40.089	14 - 20.252	37.695 156.4	38.375 117.3	1:36.322		
4 - 20.814	38.728 152.8	43.107	1:42.649P	15 - 20.182	37.522 157.1	38.367 118.0	1:36.071		
5 - 3:34.306	41.592 143.7	40.525 115.4	4:56.423	16 - 20.246	37.672 153.2	38.396 117.1	1:36.314		
6 - 20.670	38.460 154.2	38.660 117.1	1:37.790	17 - 20.959	38.543 146.8	41.691	1:41.193P		
7 - 20.435	38.272 154.6	38.498 117.3	1:37.205	18 - 2:53.772	42.107 148.7	40.554 117.7	4:16.433		
8 - 20.223	37.798 157.5	38.124 116.2	1:36.145	19 - 20.576	37.663 156.7	38.435 117.7	1:36.674		
9 - 20.313	37.614 157.9	38.461 118.2	1:36.388	20 - 20.294	37.697 155.7	38.339 118.4	1:36.330		
10 - 20.239	38.332 155.3	38.521 117.3	1:37.092	21 - 20.405	46.575 62.8	56.428	2:03.408P		
11 - 21.190	38.317 156.0	42.407	1:41.914P						
25	Dennis HOBBS				Yamaha - Team Nvidia				
1 - 3:36.820	42.179 149.4	41.111 113.2	X:00.000	12 - 20.153	37.628 155.7	42.594 117.1	1:40.375		
2 - 21.466	39.537 152.1	39.869 112.0	1:40.872	13 - 20.240	37.506 157.5	37.731 115.8	1:35.477		
3 - 21.395	40.319 141.5	44.402	1:46.116P	14 - 21.509	39.856 150.4	42.454	1:43.819P		
4 - 3:57.549	41.758 147.1	40.744 112.6	X:00.000	15 - 5:12.763	38.994 154.6	38.222 116.5	X:00.000		
5 - 21.317	39.253 148.4	39.313 114.2	1:39.883	16 - 20.010	37.347 156.4	37.935 113.2	1:35.292		
6 - 20.846	39.197 151.4	44.040	1:44.083P	17 - 20.023	37.270 160.1	39.453 118.2	1:36.746		
7 - 3:28.146	40.248 155.7	38.566 114.2	4:46.960	18 - 20.131	37.301 156.7	37.467 117.3	1:34.899		
8 - 20.794	38.322 157.5	38.508 116.2	1:37.624	19 - 20.444	39.093 152.5	38.221 116.7	1:37.758		
9 - 20.185	37.926 156.7	37.798 115.0	1:35.909	20 - 20.288	37.928 154.2	42.003	1:40.219P		
10 - 20.345	37.910 156.4	37.761 116.5	1:36.016	21 - 2:29.162	40.511 156.4	37.761 118.2	3:47.434		
11 - 20.203	37.659 156.7	37.980 116.9	1:35.842	22 - 19.753	36.974 159.0	36.858 117.5	1:33.585		

Weather / Track : Sunny / Dry

Donington Park
Circuit Length = 2.5000 miles.
Start: 10:31 End: 11:22

MCRCB BULLETIN TK010

**2005 Bennetts British Superbike Championship & Superbike Cup
QUALIFYING 1 - SECTOR ANALYSIS**

(contd.)

26	Chris MARTIN				Suzuki - Nycom Racing				C
1 - 4:46.254	49.124 125.9	44.557 74.0	X:00.000	11 - 20.485	38.191 157.5	37.959 117.5	1:36.635		
2 - 24.236	42.776 152.5	40.826 109.3	1:47.838	12 - 20.082	37.993 155.3	37.461 117.7	1:35.536		
3 - 21.674	39.835 154.9	38.434 115.8	1:39.943	13 - 23.385	42.252 145.2	45.356	1:50.993P		
4 - 4:08.133	43.460 132.6	43.015 109.7	X:00.000	14 - 2:58.266	47.843 97.9	41.969 116.7	4:28.078		
5 - 20.693	38.527 155.3	38.420 116.5	1:37.640	15 - 20.227	37.853 159.0	38.087 119.0	1:36.167		
6 - 20.243	38.363 152.1	38.332 117.7	1:36.938	16 - 19.924	37.550 157.1	37.890 118.6	1:35.364		
7 - 20.475	38.020 157.1	37.863 118.0	1:36.358	17 - 20.913	42.703 139.5	45.027	1:48.643P		
8 - 20.206	37.904 155.7	37.726 115.6	1:35.836	18 - 3:04.334	52.038 121.1	46.285 86.2	4:42.657		
9 - 21.138	40.486 145.2	41.737	1:43.361P	19 - 27.179	47.075 142.7	41.339 110.5	1:55.593		
10 - 5:44.327	47.109 138.9	40.410 117.5	X:00.000	20 - 21.292	39.198 158.2	40.506 114.6	1:40.996		
33	Michael LAVERTY				Honda - Stobart Honda				
1 - 3:55.622	47.701 147.8	43.131 109.5	X:00.000	13 - 20.177	38.419 155.3	43.171	1:41.767P		
2 - 26.106	46.447 150.8	41.780 111.6	1:54.333	14 - 5:10.568	52.776 93.8	45.937 110.6	X:00.000		
3 - 21.486	39.815 159.0	38.714 114.6	1:40.015	15 - 22.176	42.885 140.1	45.949 115.6	1:51.010		
4 - 20.801	38.474 159.7	40.236 110.6	1:39.511	16 - 20.941	43.902 137.2	41.974 112.6	1:46.817		
5 - 20.510	38.454 159.7	38.032 114.0	1:36.996	17 - 20.664	38.694 160.1	39.682 114.8	1:39.040		
6 - 20.589	42.417 143.7	44.506	1:47.512P	18 - 20.131	37.870 160.5	37.372 116.2	1:35.373		
7 - 5:18.782	48.244 139.5	40.921 112.6	X:00.000	19 - 20.089	37.592 159.0	37.746 116.2	1:35.427		
8 - 21.518	40.568 156.0	41.698 113.0	1:43.784	20 - 20.082	37.820 158.2	37.889 112.4	1:35.791		
9 - 20.855	38.949 158.2	38.120 115.6	1:37.924	21 - 23.477	52.576 127.8	42.683 114.8	1:58.736		
10 - 20.363	38.339 159.4	37.809 115.0	1:36.511	22 - 20.864	39.618 138.3	44.410 115.8	1:44.892		
11 - 20.312	37.997 159.4	37.585 113.0	1:35.894	23 - 20.180	37.657 158.6	37.508 115.4	1:35.345		
12 - 20.319	38.038 158.6	37.649 117.1	1:36.006	24 - 19.978	37.642 159.7	37.290 114.2	1:34.910		
35	Matt LLEWELLYN				Yamaha - AIM Racing				
1 - 4:37.032	44.695 141.2	41.591 108.0	X:00.000	10 - 20.833	37.817 148.4	43.566	1:42.216P		
2 - 22.390	39.788 146.8	43.606 112.0	1:45.784	11 - 6:26.223	46.311 147.4	38.845 112.0	X:00.000		
3 - 20.852	38.214 150.8	46.016	1:45.082P	12 - 6:06.168	39.448 151.1	38.784 112.0	X:00.000		
4 - 1:25.114	41.599 155.3	39.580 113.0	2:46.293	13 - 20.352	37.579 155.7	38.129 112.4	1:36.060		
5 - 20.484	37.743 154.2	48.878	1:47.105P	14 - 21.028	38.384 151.4	45.652	1:45.064P		
6 - 4:15.682	39.041 151.8	39.329 111.4	X:00.000	15 - 2:22.167	46.154 146.5	39.060 113.2	3:47.381		
7 - 20.404	37.776 152.1	42.898	1:41.078P	16 - 20.043	36.852 155.7	37.517 115.6	1:34.412		
8 - 1:38.933	39.625 149.1	39.009 109.3	2:57.567	17 - 20.629	38.042 149.4	38.835 107.3	1:37.506		
9 - 20.402	37.603 153.5	39.087 111.6	1:37.092						
36	Gregorio LAVILLA				Ducati - Airwaves Ducati				
1 - 3:36.048	42.433 147.4	45.405	X:00.000P	13 - 21.794	40.094 150.4	38.255 116.9	1:40.143		
2 - 2:23.599	43.183 146.8	39.475 114.4	3:46.257	14 - 19.570	36.545 159.7	36.548 118.8	1:32.663		
3 - 20.654	37.978 160.5	38.567 116.7	1:37.199	15 - 19.272	36.296 157.9	37.148 117.1	1:32.716		
4 - 19.733	37.121 160.5	37.226 117.3	1:34.080	16 - 20.974	39.300 141.8	43.091	1:43.365P		
5 - 19.410	37.172 158.2	37.419 118.0	1:34.001	17 - 4:27.080	42.749 154.2	39.303 117.3	X:00.000		
6 - 19.427	36.710 160.1	37.348 118.0	1:33.485	18 - 19.823	36.643 159.4	36.882 117.1	1:33.348		
7 - 21.492	41.826 135.5	44.231	1:47.549P	19 - 19.352	36.479 159.7	37.096 118.2	1:32.927		
8 - 6:39.595	43.928 119.4	39.868 115.6	X:00.000	20 - 19.258	36.623 159.0	36.822 119.0	1:32.703		
9 - 19.786	37.046 155.7	38.442 116.9	1:35.274	21 - 21.144	43.727 84.5	51.565 113.0	1:56.436		
10 - 19.628	36.764 159.4	37.090 116.0	1:33.482	22 - 21.243	39.723 156.4	37.293 118.8	1:38.259		
11 - 19.426	36.409 158.6	36.850 117.7	1:32.685	23 - 20.226	37.589 155.3	38.211 116.9	1:36.026		
12 - 19.347	36.417 159.4	36.936 118.2	1:32.700						

Weather / Track : Sunny / Dry

Donington Park
Circuit Length = 2.5000 miles.
Start: 10:31 End: 11:22

MCRCB BULLETIN TK010

2005 Bennetts British Superbike Championship & Superbike Cup QUALIFYING 1 - SECTOR ANALYSIS

(contd.)

37	Danny BEAUMONT				Honda - Team JLL Racing				C
1 - 3:37.250	42.373 151.1	41.031 115.8	X:00.000	10 - 22.488	39.513 144.3	48.422	1:50.423P		
2 - 6:33.652	44.607 107.7	48.291 89.0	X:00.000	11 - 6:52.003	45.676 102.6	40.519 114.8	X:00.000		
3 - 27.075	41.914 150.8	40.328 116.9	1:49.317	12 - 20.379	41.160 117.5	39.364 117.1	1:40.903		
4 - 20.556	39.071 155.7	38.766 113.6	1:38.393	13 - 21.936	38.320 156.0	41.395	1:41.651P		
5 - 20.238	38.737 156.4	38.741 118.0	1:37.716	14 - 3:33.703	43.480 151.4	39.884 117.5	4:57.067		
6 - 20.364	38.304 158.6	38.267 116.2	1:36.935	15 - 20.151	37.917 157.9	37.779 119.3	1:35.847		
7 - 20.261	38.583 157.5	38.221 114.8	1:37.065	16 - 20.027	37.689 156.4	37.370 118.6	1:35.086		
8 - 20.855	38.020 155.7	38.075 117.5	1:36.950	17 - 19.919	37.635 157.9	38.060 114.8	1:35.614		
9 - 20.121	38.078 158.2	37.989 106.6	1:36.188	18 - 22.090	45.627 145.8	42.872	1:50.589P		
42	Dean ELLISON				Honda - Slingshot Racing				
1 - 4:55.841	45.670 135.0	55.046 91.4	X:00.000	12 - 20.330	38.016 152.5	42.088 118.8	1:40.434		
2 - 25.560	42.503 152.8	40.119 113.6	1:48.182	13 - 20.010	37.374 158.2	37.547 118.2	1:34.931		
3 - 20.505	37.756 157.9	48.371	1:46.632P	14 - 19.901	37.058 159.4	38.111 118.4	1:35.070		
4 - 5:42.962	39.475 155.7	39.831 115.0	X:00.000	15 - 19.984	37.362 159.7	37.651 116.0	1:34.997		
5 - 20.398	37.856 156.4	38.214 115.6	1:36.468	16 - 20.061	37.210 159.4	37.487 118.6	1:34.758		
6 - 20.246	37.671 159.0	38.282 118.0	1:36.199	17 - 19.974	37.155 159.7	37.447 119.0	1:34.576		
7 - 20.287	37.843 157.5	38.035 117.1	1:36.165	18 - 20.068	37.409 156.0	37.569 119.0	1:35.046		
8 - 20.109	37.464 157.5	37.943 117.5	1:35.516	19 - 20.954	38.591 157.1	42.177	1:41.722P		
9 - 20.016	37.400 159.4	37.945 119.3	1:35.361	20 - 1:58.254	40.196 144.9	39.167 119.0	3:17.617		
10 - 20.638	39.705 156.4	46.405	1:46.748P	21 - 19.858	37.020 159.7	37.004 119.3	1:33.882		
11 - 5:57.945	39.427 152.8	38.433 117.3	X:00.000	22 - 19.854	37.226 159.4	38.460 119.3	1:35.540		
43	Howie MAINWARING				Suzuki - Protech-Racing				C
1 - 3:43.356	44.971 127.8	42.435 105.4	X:00.000	8 - 21.037	39.291 147.4	39.230 112.8	1:39.558		
2 - 22.260	42.466 135.5	41.502 110.1	1:46.228	9 - 20.986	39.780 142.1	39.860 112.4	1:40.626		
3 - 21.335	40.168 138.9	40.620 107.9	1:42.123	10 - 20.878	39.259 143.7	39.442 111.8	1:39.579		
4 - 21.949	41.299 134.7	45.750	1:48.998P	11 - 22.006	39.765 137.7	44.681	1:46.452P		
5 - X:00.000	41.385 140.9	52.350	X:00.000P	12 - 2:12.665	40.493 143.0	39.740 112.4	3:32.898		
6 - X:00.000	43.796 135.0	41.823 108.4	X:00.000	13 - 21.716	40.580 141.8	39.969 111.8	1:42.265		
7 - 22.241	40.378 140.3	39.923 112.6	1:42.542	14 - 22.634	42.202 140.9	44.972	1:49.808P		
48	Nick MEDD				Kawasaki - Arco Medd Racing				
1 - 3:56.947	46.848 143.3	43.152 110.3	X:00.000	11 - 6:49.409	41.639 152.1	40.407 112.6	X:00.000		
2 - 22.356	42.010 143.0	44.700	1:49.066P	12 - 21.048	39.098 153.2	39.135 113.4	1:39.281		
3 - 1:09.532	40.759 152.8	39.866 111.4	2:30.157	13 - 20.757	38.775 150.4	38.939 114.0	1:38.471		
4 - 21.231	39.840 150.1	40.004 113.6	1:41.075	14 - 20.593	38.651 154.2	39.135 114.0	1:38.379		
5 - 4:28.793	40.136 150.4	39.933 113.8	X:00.000	15 - 21.137	39.706 153.2	49.642	1:50.485P		
6 - 20.901	38.980 155.3	38.970 113.6	1:38.851	16 - 2:06.685	44.142 84.6	42.026 114.4	3:32.853		
7 - 20.847	38.545 157.9	41.986 113.8	1:41.378	17 - 20.539	38.470 156.0	40.227 114.4	1:39.236		
8 - 22.159	39.606 155.3	47.225	1:48.990P	18 - 20.805	39.198 154.9	38.995 114.2	1:38.998		
9 - 2:06.651	43.474 150.8	43.364 113.6	3:33.489	19 - 21.120	45.944 152.8	49.743	1:56.807P		
10 - 21.443	40.925 145.8	50.124	1:52.492P						

Weather / Track : Sunny / Dry

Donington Park
Circuit Length = 2.5000 miles.
Start: 10:31 End: 11:22

MCRCB BULLETIN TK010

2005 Bennetts British Superbike Championship & Superbike Cup QUALIFYING 1 - SECTOR ANALYSIS

(contd.)

56	James BUCKINGHAM				Suzuki - Quay Garage Suzuki				C
1 - 5:32.058	45.540 127.3	45.146 96.2	X:00.000	10 - 21.627	40.186 148.7	39.394 112.4	1:41.207		
2 - 22.585	39.501 152.8	39.470 114.0	1:41.556	11 - 20.457	38.125 155.7	38.186 114.6	1:36.768		
3 - 20.940	37.877 153.5	38.658 113.2	1:37.475	12 - 20.140	37.512 155.7	38.047 116.0	1:35.699		
4 - 20.271	37.445 155.7	38.231 113.4	1:35.947	13 - 20.065	37.536 155.3	38.040 115.0	1:35.641		
5 - 20.102	37.547 156.0	38.681 114.0	1:36.330	14 - 20.127	37.594 155.3	55.538	1:53.259P		
6 - 20.014	37.508 154.9	38.359 115.8	1:35.881	15 - 9:43.952	45.882 140.1	42.335 107.9	X:00.000		
7 - 20.029	37.529 153.9	38.013 114.4	1:35.571	16 - 21.320	38.815 153.2	44.859	1:44.994P		
8 - 20.017	39.679 134.7	47.520	1:47.216P	17 - 3:31.171	41.836 147.4	40.178 91.7	4:53.185		
9 - 7:01.792	46.420 132.6	44.466 109.1	X:00.000						
65	Jonathan REA				Honda - Red Bull Honda				
1 - 3:36.968	42.331 151.1	40.847 115.6	X:00.000	10 - 3:24.864	38.311 154.6	38.732 116.2	4:41.907		
2 - 1:20.266	44.932 150.8	45.934	2:51.132P	11 - 20.137	37.371 158.6	37.891 117.5	1:35.399		
3 - X:00.000	40.020 152.8	41.014 115.8	X:00.000	12 - 20.277	38.048 155.7	41.268	1:39.593P		
4 - 20.637	38.243 156.0	38.251 115.6	1:37.131	13 - 3:38.274	38.484 153.9	38.630 116.5	4:55.388		
5 - 20.447	38.224 154.9	38.018 116.5	1:36.689	14 - 20.185	37.317 157.9	37.701 116.9	1:35.203		
6 - 20.358	37.812 154.2	38.011 117.1	1:36.181	15 - 20.326	38.422 154.2	43.051	1:41.799P		
7 - 20.244	37.692 156.7	40.188 116.5	1:38.124	16 - 2:19.468	40.187 124.2	40.721 116.7	3:40.376		
8 - 20.276	37.467 156.4	37.955 116.5	1:35.698	17 - 20.036	36.824 159.7	37.099 118.0	1:33.959		
9 - 21.115	38.882 152.1	43.305	1:43.302P	18 - 19.863	37.581 150.8	47.471	1:44.915P		
68	Steve BROGAN				Honda - PR Branson Honda				C
1 - 3:35.477	42.032 147.4	40.657 113.2	4:58.166	13 - 22.370	39.822 150.1	46.972	1:49.164P		
2 - 20.755	38.645 155.3	40.786 113.8	1:40.186	14 - 2:45.563	39.297 151.8	38.349 115.2	4:03.209		
3 - 21.292	38.218 155.7	38.297 115.2	1:37.807	15 - 20.072	37.813 153.9	40.106	1:37.991P		
4 - 20.271	37.635 155.3	38.269 115.6	1:36.175	16 - 1:53.213	40.500 143.7	38.658 115.2	3:12.371		
5 - 20.084	37.220 153.5	37.730 114.4	1:35.034	17 - 19.905	37.033 156.4	37.333 114.4	1:34.271		
6 - 20.311	37.584 154.6	39.811 114.8	1:37.706	18 - 20.024	37.232 152.8	37.614 114.0	1:34.870		
7 - 19.956	37.277 153.2	37.828 114.6	1:35.061	19 - 21.510	43.817 127.5	44.812	1:50.139P		
8 - 20.184	39.518 148.4	45.499	1:45.201P	20 - 1:52.162	44.318 147.4	40.793 114.2	3:17.273		
9 - 4:44.547	40.377 146.5	39.121 114.2	X:00.000	21 - 19.933	37.009 156.0	37.173 116.2	1:34.115		
10 - 20.247	38.183 140.1	39.446 117.3	1:37.876	22 - 19.750	37.002 155.7	37.516 115.8	1:34.268		
11 - 20.055	37.386 155.3	37.766 115.2	1:35.207	23 - 20.017	37.513 152.1	42.778	1:40.308P		
12 - 20.115	37.401 154.2	37.686 113.2	1:35.202						
74	Kieran CLARKE				Honda - Hydrex Honda				
1 - 3:50.192	45.570 153.5	44.822 113.6	X:00.000	10 - 6:31.811	42.232 149.7	39.942 118.0	X:00.000		
2 - 22.898	40.934 151.8	41.026 111.6	1:44.858	11 - 20.918	38.517 159.0	38.369 120.6	1:37.804		
3 - 21.726	39.251 154.6	38.839 117.5	1:39.816	12 - 20.245	38.625 159.7	37.688 118.0	1:36.558		
4 - 20.653	38.191 158.2	38.363 118.4	1:37.207	13 - 20.407	37.797 158.2	37.656 118.4	1:35.860		
5 - 20.451	37.815 160.1	38.829 118.0	1:37.095	14 - 20.222	38.249 159.7	41.722	1:40.193P		
6 - 20.546	37.806 160.5	38.044 119.9	1:36.396	15 - X:00.000	40.775 157.9	38.437 118.6	X:00.000		
7 - 20.271	37.984 159.0	37.999 119.7	1:36.254	16 - 20.414	37.923 160.9	37.316 116.9	1:35.653		
8 - 20.244	37.907 157.1	37.915 118.8	1:36.066	17 - 20.126	37.299 159.4	37.625 117.3	1:35.050		
9 - 20.490	38.535 152.1	42.281	1:41.306P						

Weather / Track : Sunny / Dry

Donington Park
Circuit Length = 2.5000 miles.
Start: 10:31 End: 11:22

MCRCB BULLETIN TK010

**2005 Bennetts British Superbike Championship & Superbike Cup
QUALIFYING 1 - SECTOR ANALYSIS**

(contd.)

75 Glen RICHARDS				Kawasaki - Hawk Kawasaki			
1 - 3:38.079	42.791 144.9	39.996 115.8	X:00.000	13 - 19.639	37.074 158.2	36.890 118.0	1:33.603
2 - 20.846	38.252 154.9	39.171 117.3	1:38.269	14 - 19.530	36.927 157.9	36.904 118.0	1:33.361
3 - 20.671	37.605 158.6	37.913 118.0	1:36.189	15 - 19.535	36.828 160.1	36.605 117.5	1:32.968
4 - 19.750	37.441 158.6	37.521 118.4	1:34.712	16 - 19.480	36.830 158.6	36.860 118.2	1:33.170
5 - 19.734	37.471 158.2	37.251 116.7	1:34.456	17 - 25.046	46.393 150.1	38.216 114.0	1:49.655
6 - 19.807	37.159 156.4	36.968 117.1	1:33.934	18 - 21.487	42.593 145.2	45.228	1:49.308P
7 - 19.493	36.945 159.4	36.745 117.7	1:33.183	19 - 4:53.920	39.465 154.2	38.210 117.3	X:00.000
8 - 20.171	38.193 152.1	44.676	1:43.040P	20 - 19.763	36.821 158.6	36.689 116.2	1:33.273
9 - 4:54.401	39.860 154.9	38.216 116.9	X:00.000	21 - 21.917	39.295 151.4	41.760	1:42.972P
10 - 19.911	37.348 156.7	37.087 118.0	1:34.346	22 - 2:22.998	41.178 152.5	38.025 116.5	3:42.201
11 - 19.662	37.042 157.9	37.187 117.7	1:33.891	23 - 19.735	36.883 159.4	36.811 118.4	1:33.429
12 - 19.927	36.967 157.5	37.008 117.1	1:33.902	24 - 19.545	36.893 158.6	37.004 113.6	1:33.442

77 Marty NUTT				Honda-M Johns Motors/NuttTravel				C
1 - 3:40.499	44.197 138.6	41.876 110.3	X:00.000	13 - 20.393	37.828 158.6	37.501 116.0	1:35.722	
2 - 21.662	40.066 156.0	40.816 113.2	1:42.544	14 - 20.225	39.823 142.7	47.531	1:47.579P	
3 - 20.583	38.379 159.7	38.800 117.1	1:37.762	15 - 5:30.894	45.372 138.3	1:17.597 109.7	X:00.000	
4 - 20.598	38.429 157.9	38.375 116.9	1:37.402	16 - 21.219	39.742 153.2	38.386 114.6	1:39.347	
5 - 20.081	37.589 158.6	37.248 115.2	1:34.918	17 - 20.443	37.986 157.5	38.243 118.0	1:36.672	
6 - 20.251	39.051 151.4	44.637 117.1	1:43.939	18 - 20.208	37.971 157.9	37.395 115.6	1:35.574	
7 - 20.365	38.617 156.0	42.451	1:41.433P	19 - 20.725	39.749 155.7	42.902	1:43.376P	
8 - 5:25.993	45.013 148.7	39.644 111.6	X:00.000	20 - 1:55.735	41.663 151.8	39.391 115.8	3:16.789	
9 - 20.728	39.187 157.9	1:13.968 112.8	2:13.883	21 - 20.062	37.408 157.9	37.046 117.5	1:34.516	
10 - 20.749	38.805 156.7	37.881 115.2	1:37.435	22 - 19.955	37.726 157.5	37.543 118.4	1:35.224	
11 - 20.332	38.224 156.4	38.723 115.4	1:37.279	23 - 21.068	41.446 130.5	44.381 62.3	1:46.895	
12 - 20.374	38.147 158.2	37.777 115.6	1:36.298					

88 Scott SMART				Kawasaki - Vivaldi Racing			
1 - 3:37.353	44.427 136.6	41.673 113.2	X:00.000	12 - 20.197	37.734 153.2	38.752 114.2	1:36.683
2 - 20.901	39.265 151.8	42.934 111.2	1:43.100	13 - 21.565	39.562 154.2	42.648	1:43.775P
3 - 20.399	37.968 151.8	39.298 115.4	1:37.665	14 - 5:50.011	40.953 154.6	39.369 114.4	X:00.000
4 - 20.071	37.434 157.5	37.436 115.0	1:34.941	15 - 20.315	37.835 157.9	37.248 116.5	1:35.398
5 - 19.742	37.297 156.0	37.913 116.2	1:34.952	16 - 19.839	37.613 156.4	37.357 115.6	1:34.809
6 - 20.190	37.459 157.5	37.361 117.3	1:35.010	17 - 19.807	36.969 154.9	37.141 115.6	1:33.917
7 - 19.867	37.298 157.9	37.103 117.5	1:34.268	18 - 20.284	38.281 154.6	40.834	1:39.399P
8 - 19.754	36.888 157.9	37.469 116.9	1:34.111	19 - 2:09.443	39.810 154.2	37.918 116.9	3:27.171
9 - 20.277	38.987 143.3	43.474	1:42.738P	20 - 19.720	36.965 156.4	37.017 115.8	1:33.702
10 - 5:04.302	42.159 154.9	40.222 115.0	X:00.000	21 - 19.598	37.071 157.1	37.004 115.8	1:33.673
11 - 20.687	40.215 151.8	38.550 116.5	1:39.452	22 - 22.201	39.975 138.6	43.039	1:45.215P

MCRCB BULLETIN TK010

2005 Bennetts British Superbike Championship & Superbike Cup
 QUALIFYING 1 - SECTOR ANALYSIS

(contd.)

91	Leon HASLAM				Ducati - Airwaves Ducati			
1 - 3:34.987	41.484 155.3	39.181 115.0	4:55.652	13 - 5:25.567	39.201 158.6	38.529 117.1	X:00.000	
2 - 20.679	38.933 155.3	44.540	1:44.152P	14 - 19.860	36.593 159.0	1:04.350	2:00.803P	
3 - 1:59.921	39.198 156.7	38.237 117.7	3:17.356	15 - 3:57.198	39.917 156.0	39.921 115.8	X:00.000	
4 - 19.932	37.226 159.0	37.743 118.0	1:34.901	16 - 19.816	36.481 160.1	36.772 119.3	1:33.069	
5 - 19.690	36.941 159.7	38.599 116.2	1:35.230	17 - 19.451	36.754 160.9	37.968 117.5	1:34.173	
6 - 19.759	37.031 158.6	38.442 115.6	1:35.232	18 - 19.520	36.373 161.3	37.005 117.7	1:32.898	
7 - 19.715	37.055 159.4	37.345 115.4	1:34.115	19 - 19.517	36.322 159.7	36.924 117.7	1:32.763	
8 - 19.671	36.787 158.6	37.055 117.3	1:33.513	20 - 20.246	37.866 153.9	41.071	1:39.183P	
9 - 19.681	36.834 159.0	36.996 117.7	1:33.511	21 - 2:43.052	48.848 85.7	48.974 116.9	4:20.874	
10 - 19.626	36.759 160.1	37.242 118.0	1:33.627	22 - 19.674	36.346 159.0	36.661 118.8	1:32.681	
11 - 19.806	36.612 159.0	44.874 117.1	1:41.292	23 - 19.644	36.459 159.7	37.190 119.5	1:33.293	
12 - 19.720	37.509 156.7	44.281	1:41.510P					

MCRCB BULLETIN TK011

2005 Bennetts British Superbike Championship & Superbike Cup QUALIFYING 1 - SPEED TRAP - FINISH LINE

POS	NO	CL	NAME	NAT	ENTRY	MPH
1	6		Ryuichi KIYONARI		Honda - HM Plant Honda	123.6
2	3		Gary MASON		Honda - Stobart Honda	122.4
3	2		Michael RUTTER		Honda - HM Plant Honda	121.3
4	18		James HAYDON		Suzuki - Rizla Suzuki	120.8
5	74		Kieran CLARKE		Honda - Hydrex Honda	120.6
6	1		John REYNOLDS		Suzuki - Rizla Suzuki	119.9
7	11		Ben WILSON		Kawasaki - Vivaldi Racing	119.7
8	4		Steve PLATER		Honda - Hydrex Honda	119.7
9	91		Leon HASLAM		Ducati - Airwaves Ducati	119.5
10	37	C	Danny BEAUMONT		Honda - Team JLL Racing	119.3
11	9		Karl HARRIS		Honda - Honda-Racing.co.uk	119.3
12	42		Dean ELLISON		Honda - Slingshot Racing	119.3
13	36		Gregorio LAVILLA		Ducati - Airwaves Ducati	119.0
14	26	C	Chris MARTIN		Suzuki - Nycom Racing	119.0
15	77	C	Marty NUTT		Honda-M Johns Motors/NuttTravel	118.4
16	24		Richard WREN		Yamaha - Virgin Mobile Samsung	118.4
17	75		Glen RICHARDS		Kawasaki - Hawk Kawasaki	118.4
18	25		Dennis HOBBS		Yamaha - Team Nvidia	118.2
19	65		Jonathan REA		Honda - Red Bull Honda	118.0
20	8		Tommy HILL		Yamaha - Virgin Mobile Samsung	117.7
21	12		Dean THOMAS		Kawasaki - Hawk Kawasaki	117.7
22	88		Scott SMART		Kawasaki - Vivaldi Racing	117.5
23	14		John McGUINNESS		Honda - Vitrans Racing	117.3
24	68	C	Steve BROGAN		Honda - PR Branson Honda	117.3
25	33		Michael LAVERTY		Honda - Stobart Honda	117.1
26	15		Luke QUIGLEY		Yamaha - Jentin Racing	116.5
27	22	C	Michael PENSAVALLE		Kawasaki - MP Racing	116.2
28	56	C	James BUCKINGHAM		Suzuki - Quay Garage Suzuki	116.0
29	5		Sean EMMETT		Yamaha - Virgin Mobile Samsung	115.8
30	10		Julien DA COSTA		Kawasaki - Dienza Performance	115.8
31	35		Matt LLEWELLYN		Yamaha - AIM Racing	115.6
32	19	C	Phil GILES		Suzuki - BSD M/C Developments	115.2
33	17		Tristan PALMER		Kawasaki - Vivaldi Racing	115.0
34	21	C	Malcolm ASHLEY		Kawasaki - MAR	114.8
35	48		Nick MEDD		Kawasaki - Arco Medd Racing	114.4
36	43	C	Howie MAINWARING		Suzuki - Protech-Racing	112.8

Weather / Track : Sunny / Dry

msttimina.com

Donington Park
Circuit Length = 2.5000 miles.
Start: 10:31 End: 11:22

Printed - 11:25 Saturday, 24 September 2005

MCRCB BULLETIN TK011

2005 Bennetts British Superbike Championship & Superbike Cup QUALIFYING 1 - SPEED TRAP - SECTOR 2

(contd.)

POS	NO	CL	NAME	NAT	ENTRY	MPH
1	6		Ryuichi KIYONARI		Honda - HM Plant Honda	164.0
2	2		Michael RUTTER		Honda - HM Plant Honda	162.4
3	9		Karl HARRIS		Honda - Honda-Racing.co.uk	162.0
4	91		Leon HASLAM		Ducati - Airwaves Ducati	161.3
5	4		Steve PLATER		Honda - Hydrex Honda	161.3
6	74		Kieran CLARKE		Honda - Hydrex Honda	160.9
7	18		James HAYDON		Suzuki - Rizla Suzuki	160.9
8	33		Michael LAVERTY		Honda - Stobart Honda	160.5
9	8		Tommy HILL		Yamaha - Virgin Mobile Samsung	160.5
10	36		Gregorio LAVILLA		Ducati - Airwaves Ducati	160.5
11	12		Dean THOMAS		Kawasaki - Hawk Kawasaki	160.1
12	1		John REYNOLDS		Suzuki - Rizla Suzuki	160.1
13	25		Dennis HOBBS		Yamaha - Team Nvidia	160.1
14	75		Glen RICHARDS		Kawasaki - Hawk Kawasaki	160.1
15	65		Jonathan REA		Honda - Red Bull Honda	159.7
16	3		Gary MASON		Honda - Stobart Honda	159.7
17	42		Dean ELLISON		Honda - Slingshot Racing	159.7
18	77	C	Marty NUTT		Honda-M Johns Motors/NuttTravel	159.7
19	26	C	Chris MARTIN		Suzuki - Nycom Racing	159.0
20	17		Tristan PALMER		Kawasaki - Vivaldi Racing	159.0
21	11		Ben WILSON		Kawasaki - Vivaldi Racing	158.6
22	37	C	Danny BEAUMONT		Honda - Team JJJ Racing	158.6
23	24		Richard WREN		Yamaha - Virgin Mobile Samsung	157.9
24	48		Nick MEDD		Kawasaki - Arco Medd Racing	157.9
25	88		Scott SMART		Kawasaki - Vivaldi Racing	157.9
26	14		John McGUINNESS		Honda - Vitrans Racing	157.5
27	10		Julien DA COSTA		Kawasaki - Dienza Performance	157.5
28	68	C	Steve BROGAN		Honda - PR Branson Honda	156.4
29	5		Sean EMMETT		Yamaha - Virgin Mobile Samsung	156.4
30	15		Luke QUIGLEY		Yamaha - Jentin Racing	156.0
31	56	C	James BUCKINGHAM		Suzuki - Quay Garage Suzuki	156.0
32	35		Matt LLEWELLYN		Yamaha - AIM Racing	155.7
33	19	C	Phil GILES		Suzuki - BSD M/C Developments	155.7
34	22	C	Michael PENSAVALLE		Kawasaki - MP Racing	154.6
35	21	C	Malcolm ASHLEY		Kawasaki - MAR	153.2
36	43	C	Howie MAINWARING		Suzuki - Protech-Racing	147.4

Weather / Track : Sunny / Dry

Donington Park
Circuit Length = 2.5000 miles.
Start: 10:31 End: 11:22

MCRCB BULLETIN TK012

2005 Bennetts British Superbike Championship & Superbike Cup QUALIFYING 1 - BEST SECTOR TIMES

SECTOR 1				SECTOR 2				SECTOR 3				IDEAL / BEST COMPARISON			
POS	NO	NAME	TIME	NO	NAME	TIME	NO	NAME	TIME	POS	NO	NAME	IDEAL	BEST	DIFF
1	36	LAVILLA	19.258	36	LAVILLA	36.296	6	KIYONARI	35.978	1	6	KIYONARI	1:31.838	1:32.139	0.301
2	6	KIYONARI	19.416	91	HASLAM	36.322	2	RUTTER	36.162	2	36	LAVILLA	1:32.102	1:32.663	0.561
3	91	HASLAM	19.451	2	RUTTER	36.443	11	WILSON	36.481	3	2	RUTTER	1:32.318	1:32.318	0.000
4	75	RICHARDS	19.480	6	KIYONARI	36.444	1	REYNOLDS	36.498	4	91	HASLAM	1:32.434	1:32.681	0.247
5	88	SMART	19.598	1	REYNOLDS	36.495	36	LAVILLA	36.548	5	1	REYNOLDS	1:32.612	1:32.612	0.000
6	1	REYNOLDS	19.619	12	THOMAS	36.541	75	RICHARDS	36.605	6	75	RICHARDS	1:32.906	1:32.968	0.062
7	9	HARRIS	19.656	3	MASON	36.577	91	HASLAM	36.661	7	3	MASON	1:33.097	1:33.097	0.000
8	3	MASON	19.658	9	HARRIS	36.746	18	HAYDON	36.667	8	9	HARRIS	1:33.257	1:33.391	0.134
9	18	HAYDON	19.685	75	RICHARDS	36.821	9	HARRIS	36.855	9	12	THOMAS	1:33.271	1:33.283	0.012
10	5	EMMETT	19.711	65	REA	36.824	25	HOBBS	36.858	10	18	HAYDON	1:33.296	1:34.065	0.769
11	2	RUTTER	19.713	35	LLEWELLYN	36.852	3	MASON	36.862	11	88	SMART	1:33.490	1:33.673	0.183
12	12	THOMAS	19.715	88	SMART	36.888	8	HILL	36.969	12	25	HOBBS	1:33.585	1:33.585	0.000
13	4	PLATER	19.739	5	EMMETT	36.917	42	ELLISON	37.004	13	5	EMMETT	1:33.638	1:33.870	0.232
14	68	BROGAN	19.750	18	HAYDON	36.944	88	SMART	37.004	14	65	REA	1:33.786	1:33.959	0.173
15	25	HOBBS	19.753	25	HOBBS	36.974	5	EMMETT	37.010	15	11	WILSON	1:33.831	1:33.866	0.035
16	17	PALMER	19.829	68	BROGAN	37.002	12	THOMAS	37.015	16	42	ELLISON	1:33.878	1:33.882	0.004
17	42	ELLISON	19.854	42	ELLISON	37.020	77	NUTT	37.046	17	68	BROGAN	1:33.925	1:34.115	0.190
18	8	HILL	19.861	4	PLATER	37.072	65	REA	37.099	18	8	HILL	1:34.037	1:34.402	0.365
19	65	REA	19.863	8	HILL	37.207	68	BROGAN	37.173	19	4	PLATER	1:34.158	1:34.328	0.170
20	11	WILSON	19.883	74	CLARKE	37.299	33	LAVERTY	37.290	20	77	NUTT	1:34.409	1:34.516	0.107
21	37	BEAUMONT	19.919	14	McGUINNESS	37.371	74	CLARKE	37.316	21	35	LLEWELLYN	1:34.412	1:34.412	0.000
22	14	McGUINNESS	19.924	77	NUTT	37.408	17	PALMER	37.324	22	74	CLARKE	1:34.741	1:35.050	0.309
23	26	MARTIN	19.924	10	COSTA	37.416	4	PLATER	37.347	23	10	COSTA	1:34.836	1:35.074	0.238
24	77	NUTT	19.955	56	BUCKINGHAM	37.445	10	COSTA	37.362	24	17	PALMER	1:34.836	1:35.182	0.346
25	33	LAVERTY	19.978	11	WILSON	37.467	37	BEAUMONT	37.370	25	33	LAVERTY	1:34.860	1:34.910	0.050
26	56	BUCKINGHAM	20.014	24	WREN	37.522	26	MARTIN	37.461	26	37	BEAUMONT	1:34.924	1:35.086	0.162
27	35	LLEWELLYN	20.043	22	PENSAVALLE	37.530	35	LLEWELLYN	37.517	27	26	MARTIN	1:34.935	1:35.364	0.429
28	10	COSTA	20.058	26	MARTIN	37.550	22	PENSAVALLE	37.633	28	14	McGUINNESS	1:34.937	1:35.054	0.117
29	22	PENSAVALLE	20.097	15	QUIGLEY	37.590	14	McGUINNESS	37.642	29	22	PENSAVALLE	1:35.260	1:35.454	0.194
30	15	QUIGLEY	20.097	33	LAVERTY	37.592	15	QUIGLEY	37.642	30	15	QUIGLEY	1:35.329	1:35.329	0.000
31	74	CLARKE	20.126	37	BEAUMONT	37.635	56	BUCKINGHAM	38.013	31	56	BUCKINGHAM	1:35.472	1:35.571	0.099
32	24	WREN	20.182	17	PALMER	37.683	24	WREN	38.124	32	24	WREN	1:35.828	1:36.071	0.243
33	21	ASHLEY	20.255	21	ASHLEY	37.825	21	ASHLEY	38.278	33	21	ASHLEY	1:36.358	1:36.681	0.323
34	19	GILES	20.313	19	GILES	38.075	19	GILES	38.371	34	19	GILES	1:36.759	1:37.008	0.249
35	48	MEDD	20.539	48	MEDD	38.470	48	MEDD	38.939	35	48	MEDD	1:37.948	1:38.379	0.431
36	43	MAINWARING	20.878	43	MAINWARING	39.259	43	MAINWARING	39.230	36	43	MAINWARING	1:39.367	1:39.558	0.191
												Perfect Lap	1:31.532		

Weather / Track : Sunny / Dry

Donington Park
Circuit Length = 2.5000 miles
Start: 10:31 End: 11:22

MCRCB BULLETIN TK031

2005 Bennetts British Superbike Championship & Superbike Cup COMBINED QUALIFYING

POS	NO	CL	NAME	NAT	ENTRY	FIRST		SECOND		GAP
						TIME	LAPS	TIME	LAPS	
1	36		Gregorio LAVILLA		Ducati - Airwaves Ducati	1:32.663	23	1:31.458	22	
2	91		Leon HASLAM		Ducati - Airwaves Ducati	1:32.681	23	1:31.662	27	0.204
3	2		Michael RUTTER		Honda - HM Plant Honda	1:32.318	23	1:32.050	23	0.592
4	6		Ryuichi KIYONARI		Honda - HM Plant Honda	1:32.139	25	1:32.117	27	0.659
5	75		Glen RICHARDS		Kawasaki - Hawk Kawasaki	1:32.968	24	1:32.290	22	0.832
6	18		James HAYDON		Suzuki - Rizla Suzuki	1:34.065	24	1:32.342	22	0.884
7	1		John REYNOLDS		Suzuki - Rizla Suzuki	1:32.612	25	1:32.769	21	1.154
8	12		Dean THOMAS		Kawasaki - Hawk Kawasaki	1:33.283	21	1:32.804	24	1.346
9	9		Karl HARRIS		Honda - Honda-Racing.co.uk	1:33.391	23	1:32.903	21	1.445
10	25		Dennis HOBBS		Yamaha - Team Nvidia	1:33.585	22	1:32.911	24	1.453
11	3		Gary MASON		Honda - Stobart Honda	1:33.097	24	1:33.137	23	1.639
12	88		Scott SMART		Kawasaki - Vivaldi Racing	1:33.673	22	1:33.202	22	1.744
13	77	C	Marty NUTT		Honda-M Johns Motors/NuttTravel	1:34.516	23	1:33.448	18	1.990
14	8		Tommy HILL		Yamaha - Virgin Mobile Samsung	1:34.402	22	1:33.513	20	2.055
15	4		Steve PLATER		Honda - Hydrex Honda	1:34.328	14	1:33.529	19	2.071
16	10		Julien DA COSTA		Kawasaki - Dienza Performance	1:35.074	19	1:33.564	23	2.106
17	56	C	James BUCKINGHAM		Suzuki - Quay Garage Suzuki	1:35.571	17	1:33.631	23	2.173
18	74		Kieran CLARKE		Honda - Hydrex Honda	1:35.050	17	1:33.750	22	2.292
19	11		Ben WILSON		Kawasaki - Vivaldi Racing	1:33.866	22	1:34.457	19	2.408
20	5		Sean EMMETT		Yamaha - Virgin Mobile Samsung	1:33.870	19	1:33.963	20	2.412
21	42		Dean ELLISON		Honda - Slingshot Racing	1:33.882	22	1:34.345	24	2.424
22	65		Jonathan REA		Honda - Red Bull Honda	1:33.959	18	1:34.083	18	2.501
23	33		Michael LAVERTY		Honda - Stobart Honda	1:34.910	24	1:33.960	24	2.502
24	14		John McGUINNESS		Honda - Vitrans Racing	1:35.054	18	1:34.086	14	2.628
25	17		Tristan PALMER		Kawasaki - Vivaldi Racing	1:35.182	22	1:34.089	22	2.631
26	68	C	Steve BROGAN		Honda - PR Branson Honda	1:34.115	23	1:34.736	17	2.657
27	35		Matt LLEWELLYN		Yamaha - AIM Racing	1:34.412	17	1:35.091	20	2.954
28	37	C	Danny BEAUMONT		Honda - Team JJJ Racing	1:35.086	18	1:34.497	21	3.039
29	26	C	Chris MARTIN		Suzuki - Nycom Racing	1:35.364	20	1:34.851	20	3.393
30	24		Richard WREN		Yamaha - Virgin Mobile Samsung	1:36.071	21	1:35.040	22	3.582
31	15		Luke QUIGLEY		Yamaha - Jentin Racing	1:35.329	22	1:35.164	21	3.706
32	22	C	Michael PENSAVALLE		Kawasaki - MP Racing	1:35.454	23	1:35.784	19	3.996
33	21	C	Malcolm ASHLEY		Kawasaki - MAR	1:36.681	17	1:35.710	21	4.252
34	19	C	Phil GILES		Suzuki - BSD M/C Developments	1:37.008	18	1:35.959	22	4.501
QUALIFICATION MAXIMA						1:38.317				
48			Nick MEDD		Kawasaki - Arco Medd Racing	1:38.379	19	1:38.864	19	6.921
43		C	Howie MAINWARING		Suzuki - Protech-Racing	1:39.558	14	1:38.937	15	7.479

Weather / Track : Sunny / Dry
 These results are provisional until the conclusion of any judicial and technical matters.

Donington Park
 Circuit Length = 2.5000 miles.
 Start: 14:45 End: 15:36

Race Director:	Stewards:	Timekeeper:
----------------	-----------	-------------

MCRCB BULLETIN TK032

2005 Bennetts British Superbike Championship & Superbike Cup QUALIFYING 2

POS	NO	CL	NAME	NAT	ENTRY	TIME	LAPS	GAP	MPH
1	36		Gregorio LAVILLA		Ducati - Airwaves Ducati	1:31.458	22		98.40
2	91		Leon HASLAM		Ducati - Airwaves Ducati	1:31.662	27	0.204	98.18
3	2		Michael RUTTER		Honda - HM Plant Honda	1:32.050	23	0.592	97.77
4	6		Ryuichi KIYONARI		Honda - HM Plant Honda	1:32.117	27	0.659	97.70
5	75		Glen RICHARDS		Kawasaki - Hawk Kawasaki	1:32.290	22	0.832	97.51
6	18		James HAYDON		Suzuki - Rizla Suzuki	1:32.342	22	0.884	97.46
7	1		John REYNOLDS		Suzuki - Rizla Suzuki	1:32.769	21	1.311	97.01
8	12		Dean THOMAS		Kawasaki - Hawk Kawasaki	1:32.804	24	1.346	96.97
9	9		Karl HARRIS		Honda - Honda-Racing.co.uk	1:32.903	21	1.445	96.87
10	25		Dennis HOBBS		Yamaha - Team Nvidia	1:32.911	24	1.453	96.86
11	3		Gary MASON		Honda - Stobart Honda	1:33.137	23	1.679	96.63
12	88		Scott SMART		Kawasaki - Vivaldi Racing	1:33.202	22	1.744	96.56
13	77	C	Marty NUTT		Honda-M Johns Motors/NuttTravel	1:33.448	18	1.990	96.31
14	8		Tommy HILL		Yamaha - Virgin Mobile Samsung	1:33.513	20	2.055	96.24
15	4		Steve PLATER		Honda - Hydrex Honda	1:33.529	19	2.071	96.22
16	10		Julien DA COSTA		Kawasaki - Dienza Performance	1:33.564	23	2.106	96.19
17	56	C	James BUCKINGHAM		Suzuki - Quay Garage Suzuki	1:33.631	23	2.173	96.12
18	74		Kieran CLARKE		Honda - Hydrex Honda	1:33.750	22	2.292	96.00
19	33		Michael LAVERTY		Honda - Stobart Honda	1:33.960	24	2.502	95.78
20	5		Sean EMMETT		Yamaha - Virgin Mobile Samsung	1:33.963	20	2.505	95.78
21	65		Jonathan REA		Honda - Red Bull Honda	1:34.083	18	2.625	95.66
22	14		John McGUINNESS		Honda - Vitrans Racing	1:34.086	14	2.628	95.65
23	17		Tristan PALMER		Kawasaki - Vivaldi Racing	1:34.089	22	2.631	95.65
24	42		Dean ELLISON		Honda - Slingshot Racing	1:34.345	24	2.887	95.39
25	11		Ben WILSON		Kawasaki - Vivaldi Racing	1:34.457	19	2.999	95.28
26	37	C	Danny BEAUMONT		Honda - Team JJJ Racing	1:34.497	21	3.039	95.24
27	68	C	Steve BROGAN		Honda - PR Branson Honda	1:34.736	17	3.278	95.00
28	26	C	Chris MARTIN		Suzuki - Nycom Racing	1:34.851	20	3.393	94.88
29	24		Richard WREN		Yamaha - Virgin Mobile Samsung	1:35.040	22	3.582	94.69
30	35		Matt LLEWELLYN		Yamaha - AIM Racing	1:35.091	20	3.633	94.64
31	15		Luke QUIGLEY		Yamaha - Jentin Racing	1:35.164	21	3.706	94.57
32	21	C	Malcolm ASHLEY		Kawasaki - MAR	1:35.710	21	4.252	94.03
33	22	C	Michael PENSAVALLE		Kawasaki - MP Racing	1:35.784	19	4.326	93.96
34	19	C	Phil GILES		Suzuki - BSD M/C Developments	1:35.959	22	4.501	93.79
35	48		Nick MEDD		Kawasaki - Arco Medd Racing	1:38.864	19	7.406	91.03
36	43	C	Howie MAINWARING		Suzuki - Protech-Racing	1:38.937	15	7.479	90.96

Weather / Track : Sunny / Dry
 These results are provisional until the conclusion of any judicial and technical matters.

Donington Park
 Circuit Length = 2.5000 miles.
 Start: 14:45 End: 15:36

Race Director:	Stewards:	Timekeeper:
----------------	-----------	-------------

MCRCB BULLETIN TK033

2005 Bennetts British Superbike Championship & Superbike Cup QUALIFYING 2 - SECTOR ANALYSIS

1	John REYNOLDS				Suzuki - Rizla Suzuki			
1 - 1:49.965	43.544 135.2	40.822 114.2	3:14.331	12 - 19.669	36.607 159.7	36.916 119.9	1:33.192	
2 - 21.197	39.084 154.6	37.361 118.0	1:37.642	13 - 20.228	38.903 139.2	37.937 118.2	1:37.068	
3 - 19.814	37.177 158.2	36.885 120.4	1:33.876	14 - 19.499	36.734 159.7	36.536 119.3	1:32.769	
4 - 20.646	37.389 155.3	37.344 118.4	1:35.379	15 - 20.045	38.234 152.1	45.424	1:43.703P	
5 - 19.794	37.096 159.0	36.837 119.3	1:33.727	16 - 2:48.339	39.341 153.2	37.972 118.2	4:05.652	
6 - 20.030	37.269 158.6	37.418 119.5	1:34.717	17 - X:00.000	40.479 152.1	40.920 116.5	X:00.000	
7 - 20.806	38.588 141.5	44.804	1:44.198P	18 - 20.188	37.897 157.9	36.807 117.5	1:34.892	
8 - 2:45.193	41.438 139.2	39.340 110.6	4:05.971	19 - 20.042	37.088 157.9	36.963 117.7	1:34.093	
9 - 20.268	37.516 158.2	37.325 117.3	1:35.109	20 - 22.483	38.930 142.7	46.174	1:47.587P	
10 - 20.105	37.563 158.2	36.730 117.5	1:34.398	21 - 1:28.907	40.676 143.0	39.718 109.7	2:49.301	
11 - 19.605	36.788 159.7	36.626 119.5	1:33.019					
2	Michael RUTTER				Honda - HM Plant Honda			
1 - 1:55.081	39.495 153.9	39.846 118.2	3:14.422	13 - 19.566	36.665 160.1	36.536 119.0	1:32.767	
2 - 20.298	37.390 160.1	37.121 118.4	1:34.809	14 - 19.628	36.806 160.1	36.293 120.8	1:32.727	
3 - 19.909	36.785 161.7	36.792 120.4	1:33.486	15 - 20.358	38.758 156.4	41.184	1:40.300P	
4 - 20.152	37.041 152.1	37.308 118.8	1:34.501	16 - 4:07.222	39.472 156.7	38.506 115.8	X:00.000	
5 - 19.883	37.278 156.4	36.805 120.2	1:33.966	17 - 20.237	37.380 157.1	40.221	1:37.838P	
6 - 20.042	37.005 160.9	36.745 118.6	1:33.792	18 - 4:44.026	38.989 159.4	37.668 117.7	X:00.000	
7 - 19.829	36.805 161.3	36.804 118.6	1:33.438	19 - 19.888	36.969 161.7	36.460 119.9	1:33.317	
8 - 21.733	38.377 157.1	41.184	1:41.294P	20 - 19.566	38.186 152.8	40.403	1:38.155P	
9 - 5:44.037	40.289 157.1	38.240 117.1	X:00.000	21 - 1:21.281	37.790 160.1	38.552 119.0	2:37.623	
10 - 20.057	36.921 160.1	36.358 119.5	1:33.336	22 - 19.567	36.306 162.8	36.177 120.2	1:32.050	
11 - 19.969	36.760 161.7	36.516 119.9	1:33.245	23 - 19.596	36.564 162.4	36.227 121.1	1:32.387	
12 - 19.680	36.531 160.9	36.450 119.7	1:32.661					
3	Gary MASON				Honda - Stobart Honda			
1 - 2:09.021	40.730 146.2	43.931 121.3	3:33.682	13 - 20.020	37.164 158.6	37.121 121.3	1:34.305	
2 - 20.796	38.552 140.9	49.466 81.9	1:48.814	14 - 19.757	37.064 159.0	37.622 118.8	1:34.443	
3 - 24.044	39.639 153.2	38.510 119.5	1:42.193	15 - 19.726	37.835 156.0	37.795 119.3	1:35.356	
4 - 20.113	37.542 159.0	37.519 121.8	1:35.174	16 - 20.274	37.265 158.2	37.800 120.4	1:35.339	
5 - 19.891	37.306 157.5	37.459 119.7	1:34.656	17 - 19.786	37.149 158.6	37.385 119.7	1:34.320	
6 - 19.776	37.358 159.0	37.063 117.7	1:34.197	18 - 19.987	37.475 158.2	42.478	1:39.940P	
7 - 19.711	37.603 159.4	43.422	1:40.736P	19 - 2:00.618	38.500 156.0	38.785 119.3	3:17.903	
8 - 5:32.950	39.326 153.9	39.244 119.3	X:00.000	20 - 19.859	36.950 159.4	36.919 120.8	1:33.728	
9 - 19.981	37.619 158.6	37.685 120.6	1:35.285	21 - 20.114	37.979 157.1	41.838	1:39.931P	
10 - 19.944	37.617 158.6	37.272 119.7	1:34.833	22 - 1:46.727	37.848 153.5	37.932 119.0	3:02.507	
11 - 19.946	37.514 148.4	42.525	1:39.985P	23 - 19.694	36.582 160.1	36.861 122.7	1:33.137	
12 - 5:09.158	39.445 153.2	38.630 118.4	X:00.000					
4	Steve PLATER				Honda - Hydrex Honda			
1 - 2:16.073	41.270 154.2	38.775 118.2	3:36.118	11 - 19.755	37.491 157.1	37.769 119.5	1:35.015	
2 - 20.406	38.070 161.7	44.350	1:42.826P	12 - 20.780	39.323 151.4	41.528	1:41.631P	
3 - 6:34.138	38.913 158.2	39.072 116.9	X:00.000	13 - 4:30.082	39.337 158.2	37.903 118.0	X:00.000	
4 - 20.300	37.805 159.7	37.547 121.3	1:35.652	14 - 19.773	36.721 160.9	37.035 120.2	1:33.529	
5 - 20.034	38.787 159.7	37.716 117.7	1:36.537	15 - 21.731	40.162 152.8	43.818	1:45.711P	
6 - 19.932	37.744 159.4	43.511	1:41.187P	16 - 2:48.837	39.800 140.9	38.674 119.7	4:07.311	
7 - 2:27.494	39.136 151.4	37.603 118.8	3:44.233	17 - 19.796	36.908 159.7	36.885 120.6	1:33.589	
8 - 19.866	37.776 157.9	40.413	1:38.055P	18 - 19.813	37.026 160.1	37.403 119.3	1:34.242	
9 - 4:12.948	39.159 159.0	37.498 119.5	X:00.000	19 - 21.033	40.774 145.5	40.449 96.7	1:42.256	
10 - 19.953	37.094 159.0	37.221 119.0	1:34.268					

Weather / Track : Sunny / Dry

Donington Park
Circuit Length = 2.5000 miles.
Start: 14:45 End: 15:36

MCRCB BULLETIN TK033

2005 Bennetts British Superbike Championship & Superbike Cup QUALIFYING 2 - SECTOR ANALYSIS

(contd.)

5		Sean EMMETT				Yamaha - Virgin Mobile Samsung						
1	1:55.745	41.387	150.4	39.736	113.0	3:16.868	11 - 19.893	40.635	143.3	47.085	1:47.613P	
2	20.644	38.322	151.4	38.017	115.0	1:36.983	12 - 6:53.792	40.134	144.9	40.332	114.8	X:00.000
3	20.079	37.423	157.9	37.854	115.8	1:35.356	13 - 20.052	37.417	156.0	37.969	113.8	1:35.438
4	19.875	37.424	157.9	37.643	114.6	1:34.942	14 - 21.405	38.042	153.2	44.438		1:43.885P
5	19.818	37.258	155.3	37.453	115.4	1:34.529	15 - 3:41.660	42.275	139.8	49.378	115.4	X:00.000
6	20.024	37.338	157.1	37.555	115.2	1:34.917	16 - 19.978	37.053	157.5	37.028	114.6	1:34.059
7	20.725	39.898	129.8	46.834		1:47.457P	17 - 22.115	40.160	141.8	47.017		1:49.292P
8	4:17.748	41.434	147.1	38.086	113.6	X:00.000	18 - 3:59.479	43.215	90.8	1:05.184	115.2	X:00.000
9	19.943	37.628	156.4	37.508	114.0	1:35.079	19 - 19.928	36.905	156.4	37.130	113.8	1:33.963
10	19.948	37.572	156.4	37.513	114.4	1:35.033	20 - 19.691	36.966	153.9	37.478	114.8	1:34.135
6		Ryuichi KIYONARI				Honda - HM Plant Honda						
1	1:51.316	40.409	158.6	37.761	120.2	3:09.486	15 - 19.521	36.702	160.9	36.241	120.6	1:32.464
2	19.907	37.489	152.1	37.506	123.2	1:34.902	16 - 19.432	36.604	160.1	36.329	122.0	1:32.365
3	20.320	37.392	160.9	36.644	123.4	1:34.356	17 - 20.098	37.783	156.7	42.099		1:39.980P
4	19.415	36.376	162.4	36.326	122.7	1:32.117	18 - 2:30.876	40.606	158.2	37.707	119.5	3:49.189
5	20.164	37.186	161.7	42.674		1:40.024P	19 - 20.044	37.983	158.6	37.535	119.7	1:35.562
6	3:05.179	38.627	158.2	37.860	119.9	4:21.666	20 - 19.837	37.524	162.0	41.259		1:38.620P
7	19.826	37.508	160.9	37.153	121.1	1:34.487	21 - 2:10.422	42.020	107.8	39.205	116.9	3:31.647
8	19.465	36.808	162.4	36.474	120.6	1:32.747	22 - 20.552	38.128	148.7	37.525	121.3	1:36.205
9	19.462	37.059	159.7	36.433	122.4	1:32.954	23 - 19.892	37.017	161.3	49.802		1:46.711P
10	19.465	36.595	162.4	36.241	122.4	1:32.301	24 - 1:21.617	38.104	159.4	36.831	122.7	2:36.552
11	19.528	36.484	160.9	36.323	120.4	1:32.335	25 - 19.546	36.607	162.4	36.883	123.9	1:33.036
12	19.409	37.806	160.9	36.184	121.5	1:33.399	26 - 20.689	38.664	152.8	36.844	122.7	1:36.197
13	19.463	36.336	161.3	36.597	122.9	1:32.396	27 - 19.426	36.559	162.4	36.669	121.1	1:32.654
14	19.391	36.541	163.2	36.474	121.3	1:32.406						
8		Tommy HILL				Yamaha - Virgin Mobile Samsung						
1	1:50.024	41.404	153.9	38.599	115.8	3:10.027	11 - 19.921	37.336	158.6	36.775	117.3	1:34.032
2	20.390	38.387	155.7	37.427	116.0	1:36.204	12 - 20.243	39.302	152.8	43.719		1:43.264P
3	20.256	37.708	156.4	37.984	117.7	1:35.948	13 - 5:11.994	41.462	149.7	38.535	116.7	X:00.000
4	19.997	37.562	157.9	37.088	116.9	1:34.647	14 - 19.891	36.952	157.9	36.715	118.4	1:33.558
5	19.983	37.563	158.2	37.679	117.5	1:35.225	15 - 19.828	36.797	158.2	36.888	118.6	1:33.513
6	19.983	37.868	158.2	37.163	117.3	1:35.014	16 - 20.471	39.522	151.4	42.117		1:42.110P
7	20.051	37.731	158.2	41.719		1:39.501P	17 - 5:49.666	45.607	127.3	39.606	114.8	X:00.000
8	7:02.261	40.567	153.2	38.634	116.2	X:00.000	18 - 20.357	37.095	157.1	37.041	116.0	1:34.493
9	20.382	37.696	157.1	37.383	117.3	1:35.461	19 - 20.097	37.119	157.9	37.051	116.2	1:34.267
10	19.959	37.139	157.5	36.929	117.5	1:34.027	20 - 22.254	41.385	154.2	43.512		1:47.151P
9		Karl HARRIS				Honda - Honda-Racing.co.uk						
1	2:25.494	41.105	151.1	39.568	115.2	3:46.167	12 - 6:44.100	40.931	155.7	41.752	115.0	X:00.000
2	20.683	38.813	156.7	38.327	115.2	1:37.823	13 - 20.157	37.397	157.9	37.011	116.2	1:34.565
3	20.182	37.404	160.5	37.143	118.6	1:34.729	14 - 19.872	37.024	159.4	36.747	116.2	1:33.643
4	21.958	47.286	106.1	50.740		1:59.984P	15 - 19.589	36.847	160.1	36.722	116.2	1:33.158
5	2:29.717	38.471	160.1	37.468	116.5	3:45.656	16 - 20.722	38.292	154.9	44.436		1:43.450P
6	19.819	37.365	160.1	37.129	115.6	1:34.313	17 - 1:46.718	39.480	145.2	38.780	118.2	3:04.978
7	20.123	38.045	158.2	41.663		1:39.831P	18 - 19.598	36.786	161.7	36.519	119.7	1:32.903
8	4:16.154	37.841	158.2	37.255	115.6	X:00.000	19 - 20.259	38.025	149.1	38.689		1:36.973P
9	19.883	36.984	159.4	36.957	118.6	1:33.824	20 - 1:54.990	40.687	150.4	38.020	117.7	3:13.697
10	19.816	36.933	160.9	36.673	118.2	1:33.422	21 - 19.616	36.672	158.6	36.834	116.7	1:33.122
11	20.109	39.877	145.5	43.159		1:43.145P						

Weather / Track : Sunny / Dry

Donington Park
Circuit Length = 2.5000 miles.
Start: 14:45 End: 15:36

MCRCB BULLETIN TK033

**2005 Bennetts British Superbike Championship & Superbike Cup
QUALIFYING 2 - SECTOR ANALYSIS**

(contd.)

10 Julien DA COSTA		Kawasaki - Dienza Performance							
1 - 2:16.714	40.942 152.8	39.250 114.0	3:36.906	13 - 2:47.167	44.133 150.8	38.569 116.7	4:09.869		
2 - 20.616	37.837 154.2	39.512 114.4	1:37.965	14 - 19.725	36.904 157.5	37.201 117.7	1:33.830		
3 - 20.792	38.544 157.5	37.980 115.2	1:37.316	15 - 21.230	39.219 146.5	43.813	1:44.262P		
4 - 20.138	37.444 156.7	37.298 115.2	1:34.880	16 - 2:37.226	40.467 149.1	38.557 118.2	3:56.250		
5 - 19.928	37.443 153.9	37.222 115.0	1:34.593	17 - 19.686	36.697 156.4	37.181 117.1	1:33.564		
6 - 20.843	38.618 151.8	44.352	1:43.813P	18 - 21.943	40.075 147.4	45.403	1:47.421P		
7 - 2:50.660	39.336 154.2	38.446 115.4	4:08.442	19 - 2:19.333	39.768 149.7	38.465 113.6	3:37.566		
8 - 20.178	37.723 155.3	38.166 115.6	1:36.067	20 - 20.382	38.242 154.6	38.092 115.6	1:36.716		
9 - 21.274	39.465 150.8	47.612	1:48.351P	21 - 20.252	37.580 154.9	37.935 114.2	1:35.767		
10 - 3:42.037	40.480 143.7	37.154 115.8	4:59.671	22 - 20.616	38.317 154.9	38.675 117.3	1:37.608		
11 - 19.802	37.038 156.0	37.161 115.6	1:34.001	23 - 20.142	37.668 154.6	37.869 114.2	1:35.679		
12 - 20.074	38.669 148.7	42.958	1:41.701P						
11 Ben WILSON		Kawasaki - Vivaldi Racing							
1 - 2:05.972	40.007 153.9	45.566	3:31.545P	11 - 20.214	39.035 149.7	43.560	1:42.809P		
2 - 2:01.543	39.147 153.2	37.923 114.8	3:18.613	12 - 6:42.392	38.624 153.5	37.319 116.7	X:00.000		
3 - 20.391	38.200 154.6	37.057 114.0	1:35.648	13 - 20.170	37.894 153.2	36.907 115.8	1:34.971		
4 - 20.080	38.516 152.5	42.381	1:40.977P	14 - 20.004	37.749 153.9	36.851 117.3	1:34.604		
5 - 3:26.511	38.608 154.2	37.345 116.5	4:42.464	15 - 20.179	41.517 91.0	45.786	1:47.482P		
6 - 20.200	37.957 156.4	37.231 116.9	1:35.388	16 - 2:14.233	40.106 151.1	37.662 119.3	3:32.001		
7 - 19.894	37.609 159.7	36.954 116.9	1:34.457	17 - 20.082	37.970 153.5	37.074 115.2	1:35.126		
8 - 20.021	37.666 155.3	36.906 115.6	1:34.593	18 - 21.610	40.970 150.4	43.505	1:46.085P		
9 - 20.061	37.969 155.7	37.086 116.5	1:35.116	19 - 3:52.457	40.090 149.7	39.163 118.8	X:00.000		
10 - 20.155	37.822 155.3	37.025 117.1	1:35.002						
12 Dean THOMAS		Kawasaki - Hawk Kawasaki							
1 - 2:46.919	42.805 150.1	40.194 113.6	4:09.918	13 - 21.070	41.332 158.6	37.638 118.8	1:40.040		
2 - 20.567	38.785 155.7	38.857 116.5	1:38.209	14 - 19.551	37.004 159.4	42.251	1:38.806P		
3 - 20.098	37.416 154.6	37.731 117.3	1:35.245	15 - 4:07.722	39.724 150.8	38.426 115.2	X:00.000		
4 - 19.772	37.208 155.3	37.725 115.8	1:34.705	16 - 20.063	38.165 154.2	37.729 116.7	1:35.957		
5 - 19.805	37.151 156.7	37.673 116.9	1:34.629	17 - 19.785	37.004 154.6	36.999 116.0	1:33.788		
6 - 19.766	37.161 158.2	37.349 117.5	1:34.276	18 - 19.958	38.123 151.4	42.172	1:40.253P		
7 - 20.009	38.543 151.4	43.458	1:42.010P	19 - 2:06.322	41.397 137.7	39.404 114.8	3:27.123		
8 - 5:01.163	38.830 153.5	37.783 117.5	X:00.000	20 - 19.585	36.456 157.9	36.799 116.2	1:32.840		
9 - 20.079	37.330 156.7	37.295 117.3	1:34.704	21 - 19.890	37.873 154.6	40.779	1:38.542P		
10 - 19.812	36.915 158.2	37.183 116.7	1:33.910	22 - 1:21.192	39.521 132.6	38.834 118.0	2:39.547		
11 - 19.656	36.782 158.6	37.057 118.8	1:33.495	23 - 19.482	36.508 158.6	36.814 117.3	1:32.804		
12 - 19.661	37.006 158.2	37.000 115.2	1:33.667	24 - 19.366	36.867 159.7	36.897 118.2	1:33.130		
14 John McGUINNESS		Honda - Vitrans Racing							
1 - 2:11.721	42.767 152.1	40.495 109.1	3:34.983	8 - 5:44.328	41.893 151.1	40.224 110.8	X:00.000		
2 - 20.513	38.073 150.8	43.516 99.4	1:42.102	9 - 19.885	37.023 157.1	37.178 114.8	1:34.086		
3 - 21.899	38.280 134.7	40.241 116.7	1:40.420	10 - 8:15.992	40.776 151.1	39.450 111.0	X:00.000		
4 - 19.824	40.343 149.1	37.745 114.8	1:37.912	11 - 20.289	37.561 156.4	45.152 114.8	1:43.002		
5 - 19.808	37.166 155.7	37.460 115.2	1:34.434	12 - 20.150	39.218 154.6	38.132 114.8	1:37.500		
6 - 19.885	37.222 156.7	37.290 114.8	1:34.397	13 - 20.210	38.884 150.4	44.426	1:43.520P		
7 - 21.442	41.091 123.5	45.503	1:48.036P	14 - 1:52.021	52.582 94.7	49.648 113.8	3:34.251		

Weather / Track : Sunny / Dry

Donington Park
Circuit Length = 2.5000 miles.
Start: 14:45 End: 15:36

MCRCB BULLETIN TK033

2005 Bennetts British Superbike Championship & Superbike Cup QUALIFYING 2 - SECTOR ANALYSIS

(contd.)

15	Luke QUIGLEY	Yamaha - Jentin Racing							
1 - 2:30.506	42.520 150.1	40.451 114.4	3:53.477	12 - 20.027	38.355 154.2	37.920 116.2	1:36.302		
2 - 20.774	38.972 151.4	38.683 115.0	1:38.429	13 - 20.263	38.532 153.9	37.945 115.8	1:36.740		
3 - 20.538	38.486 153.9	38.260 116.9	1:37.284	14 - 20.365	40.542 134.7	49.303	1:50.210P		
4 - 20.376	38.564 153.5	38.928 112.8	1:37.868	15 - 4:36.458	40.493 148.7	43.896 112.6	X:00.000		
5 - 21.841	40.372 146.2	45.140	1:47.353P	16 - 20.929	46.805 133.6	39.739 116.2	1:47.473		
6 - 5:16.500	40.530 151.4	39.056 114.6	X:00.000	17 - 20.165	37.850 155.7	37.149 116.7	1:35.164		
7 - 20.429	38.550 154.9	39.904 114.6	1:38.883	18 - 19.848	38.858 149.4	44.708	1:43.414P		
8 - 20.307	38.400 155.3	38.200 117.1	1:36.907	19 - 6:24.169	41.863 100.4	48.411 112.8	X:00.000		
9 - 20.322	38.492 153.9	37.795 116.9	1:36.609	20 - 20.321	37.865 156.0	37.853 115.6	1:36.039		
10 - 20.312	38.381 154.9	37.724 116.0	1:36.417	21 - 20.003	38.023 154.9	37.640 115.8	1:35.666		
11 - 20.189	38.289 154.2	37.706 116.7	1:36.184						
17	Tristan PALMER	Kawasaki - Vivaldi Racing							
1 - 1:52.360	42.062 152.1	41.098 109.7	3:15.520	12 - 20.213	37.927 157.5	37.812 113.6	1:35.952		
2 - 21.642	39.797 156.0	38.793 113.6	1:40.232	13 - 21.296	39.125 152.5	42.954	1:43.375P		
3 - 20.370	40.225 101.5	43.695 116.5	1:44.290	14 - 2:07.830	51.240 140.9	53.314	3:52.384P		
4 - 20.117	37.844 159.4	38.467 115.6	1:36.428	15 - 2:20.989	56.604 75.7	43.010 113.6	4:00.603		
5 - 20.345	38.614 151.4	38.011 114.8	1:36.970	16 - 21.035	39.519 154.2	39.461 114.0	1:40.015		
6 - 20.144	37.706 159.7	37.831 114.6	1:35.681	17 - 20.282	38.057 154.9	38.007 112.6	1:36.346		
7 - 20.130	37.656 159.0	37.814 115.8	1:35.600	18 - 21.292	42.173 127.8	44.278	1:47.743P		
8 - 20.130	37.750 159.0	37.548 116.7	1:35.428	19 - 2:12.863	39.199 156.0	38.995 116.0	3:31.057		
9 - 20.817	39.240 153.9	44.320	1:44.377P	20 - 20.027	37.103 159.4	36.959 118.8	1:34.089		
10 - 4:13.495	46.028 78.7	49.816 113.6	X:00.000	21 - 20.990	46.378 87.3	46.944 113.0	1:54.312		
11 - 20.907	38.692 156.0	40.220 112.4	1:39.819	22 - 20.727	40.303 114.9	45.056	1:46.086P		
18	James HAYDON	Suzuki - Rizla Suzuki							
1 - 1:48.997	40.656 152.5	38.793 115.2	3:08.446	12 - 6:19.201	39.942 152.5	38.451 119.0	X:00.000		
2 - 20.452	37.806 159.7	37.576 118.0	1:35.834	13 - 19.917	37.247 159.4	36.860 121.5	1:34.024		
3 - 20.297	37.513 157.1	37.238 119.3	1:35.048	14 - 19.684	37.054 159.4	37.813 119.5	1:34.551		
4 - 19.836	36.949 160.1	36.611 120.4	1:33.396	15 - 19.555	38.287 157.1	37.044 119.5	1:34.886		
5 - 22.190	37.028 159.7	37.497 119.0	1:36.715	16 - 19.609	37.136 161.3	37.575 119.0	1:34.320		
6 - 19.811	37.078 157.1	40.070 118.6	1:36.959	17 - 19.779	37.551 160.5	43.236	1:40.566P		
7 - 19.842	36.945 158.6	43.098	1:39.885P	18 - 3:07.756	39.855 156.4	37.746 119.9	4:25.357		
8 - 5:08.176	40.491 156.0	37.528 118.8	X:00.000	19 - 19.755	36.504 161.7	36.449 118.0	1:32.708		
9 - 20.139	37.867 158.6	37.297 120.2	1:35.303	20 - 19.530	36.980 158.6	39.745	1:36.255P		
10 - 19.767	37.116 159.4	36.885 119.7	1:33.768	21 - 1:26.678	38.896 157.1	37.986 121.8	2:43.560		
11 - 19.870	37.121 159.0	41.884	1:38.875P	22 - 19.596	36.264 161.7	36.482 119.3	1:32.342		
19	Phil GILES	Suzuki - BSD M/C Developments							C
1 - 3:16.388	44.787 138.9	41.976 112.0	4:43.151	12 - 20.301	38.322 152.8	42.989	1:41.612P		
2 - 21.355	39.336 154.2	39.680 114.2	1:40.371	13 - 6:52.272	41.504 147.8	39.267 114.2	X:00.000		
3 - 20.562	38.468 155.3	38.576 113.6	1:37.606	14 - 20.566	38.527 153.9	38.280 113.6	1:37.373		
4 - 20.343	38.102 155.3	38.283 115.0	1:36.728	15 - 20.290	38.126 154.2	38.226 113.6	1:36.642		
5 - 21.350	39.073 154.2	38.451 114.4	1:38.874	16 - 20.463	37.941 154.2	38.082 114.2	1:36.486		
6 - 20.572	38.155 155.3	38.313 114.8	1:37.040	17 - 20.158	37.862 154.9	37.939 111.6	1:35.959		
7 - 20.424	38.269 155.3	43.180	1:41.873P	18 - 20.732	40.549 140.3	1:18.378	2:19.659P		
8 - 4:19.138	42.217 154.6	38.470 114.2	X:00.000	19 - 2:16.114	39.058 154.2	38.137 114.8	3:33.309		
9 - 20.448	38.105 154.9	37.988 114.4	1:36.541	20 - 20.386	38.139 155.3	38.100 114.4	1:36.625		
10 - 20.444	38.582 155.3	38.236 114.6	1:37.262	21 - 20.478	38.335 154.2	38.089 110.8	1:36.902		
11 - 20.362	38.406 154.6	38.293 114.2	1:37.061	22 - 20.533	39.309 153.9	46.713 114.0	1:46.555		

Weather / Track : Sunny / Dry

Donington Park
Circuit Length = 2.5000 miles.
Start: 14:45 End: 15:36

MCRCB BULLETIN TK033

**2005 Bennetts British Superbike Championship & Superbike Cup
QUALIFYING 2 - SECTOR ANALYSIS**

(contd.)

21	Malcolm ASHLEY				Kawasaki - MAR				C
1 - 4:08.348	42.888 147.1	40.536 108.0	X:00.000	12 - 20.245	38.103 152.1	38.032 112.6	1:36.380		
2 - 20.927	43.920 124.9	49.670	1:54.517P	13 - 20.752	38.339 151.4	38.244 110.6	1:37.335		
3 - 3:45.507	40.309 145.5	39.925 109.9	X:00.000	14 - 20.384	38.166 149.4	38.270 113.0	1:36.820		
4 - 20.654	38.676 150.8	38.649 110.5	1:37.979	15 - 20.477	38.392 151.4	38.604 114.2	1:37.473		
5 - 20.684	38.687 150.8	38.592 112.0	1:37.963	16 - 20.350	38.313 150.1	38.126 113.6	1:36.789		
6 - 20.531	38.644 150.8	38.402 110.8	1:37.577	17 - 20.257	42.787 111.4	46.922	1:49.966P		
7 - 22.198	41.718 147.1	46.852	1:50.768P	18 - 7:55.799	39.259 151.1	38.857 110.3	X:00.000		
8 - 2:51.127	42.613 143.3	39.778 112.0	4:13.518	19 - 20.525	38.039 150.8	37.923 113.6	1:36.487		
9 - 20.558	37.984 151.1	38.740 111.6	1:37.282	20 - 20.214	38.249 153.5	38.143 115.2	1:36.606		
10 - 20.198	37.844 150.1	38.567 114.0	1:36.609	21 - 20.186	37.931 153.2	37.903 114.2	1:36.020		
11 - 20.162	37.677 152.5	37.871 113.2	1:35.710						
22	Michael PENSAVALLE				Kawasaki - MP Racing				C
1 - 4:03.724	44.565 147.8	42.245 111.0	X:00.000	11 - 20.160	38.044 151.1	37.721 114.2	1:35.925		
2 - 20.798	39.533 151.4	39.066 111.2	1:39.397	12 - 20.173	38.062 151.8	37.669 114.8	1:35.904		
3 - 20.577	38.478 149.1	38.890 113.2	1:37.945	13 - 20.190	38.121 151.4	37.473 114.4	1:35.784		
4 - 20.325	40.119 149.1	46.546	1:46.990P	14 - 20.077	39.330 149.1	48.467	1:47.874P		
5 - 1:08.240	39.618 153.9	37.886 113.2	2:25.744	15 - X:00.000	41.561 148.1	42.103 111.2	X:00.000		
6 - 20.336	38.176 152.8	37.908 113.6	1:36.420	16 - 21.393	39.041 149.1	38.356 113.2	1:38.790		
7 - 20.313	38.203 150.8	38.062 111.0	1:36.578	17 - 20.774	38.409 149.4	38.683 110.8	1:37.866		
8 - 20.444	39.646 149.4	45.113	1:45.203P	18 - 20.483	38.381 150.4	38.283 111.6	1:37.147		
9 - 2:47.313	40.575 151.4	38.373 112.8	4:06.261	19 - 20.479	38.313 148.7	38.084 111.2	1:36.876		
10 - 20.399	38.264 153.2	37.766 113.6	1:36.429						
24	Richard WREN				Yamaha - Virgin Mobile Samsung				
1 - 1:58.709	41.415 151.1	40.588 113.4	3:20.712	12 - 20.721	38.067 155.7	38.204 116.7	1:36.992		
2 - 21.100	38.974 155.3	39.709 114.8	1:39.783	13 - 20.441	38.062 154.6	38.522 116.7	1:37.025		
3 - 20.683	38.222 155.7	39.175 115.2	1:38.080	14 - 20.249	38.032 155.3	38.105 116.0	1:36.386		
4 - 20.471	38.022 154.2	39.004 114.4	1:37.497	15 - 24.376	43.034 138.0	40.399 116.2	1:47.809		
5 - 20.434	37.978 156.0	38.385 116.9	1:36.797	16 - 20.506	37.645 155.3	38.125 115.2	1:36.276		
6 - 20.457	37.594 157.5	38.773 115.8	1:36.824	17 - 21.313	41.922 131.3	48.529	1:51.764P		
7 - 20.188	37.610 158.6	38.353 115.2	1:36.151	18 - 4:28.308	39.063 147.8	38.872 116.7	X:00.000		
8 - 20.145	37.894 157.1	38.038 114.6	1:36.077	19 - 20.292	37.274 157.1	37.474 118.0	1:35.040		
9 - 20.420	38.692 153.9	43.815	1:42.927P	20 - 20.147	39.424 148.1	42.897	1:42.468P		
10 - 4:18.725	39.311 152.8	42.258	X:00.000P	21 - 2:21.611	39.909 151.8	39.469 117.5	3:40.989		
11 - 4:23.260	40.043 151.1	41.378 114.8	X:00.000	22 - 20.012	37.476 156.4	37.644 118.6	1:35.132		
25	Dennis HOBBS				Yamaha - Team Nvidia				
1 - 2:13.198	41.534 150.4	40.509 109.7	3:35.241	13 - 20.200	37.594 155.3	37.272 116.2	1:35.066		
2 - 20.944	38.349 155.3	40.248 113.6	1:39.541	14 - 20.366	37.701 157.5	42.373	1:40.440P		
3 - 20.760	38.611 156.7	43.376	1:42.747P	15 - 2:54.723	40.465 153.5	38.421 116.5	4:13.609		
4 - 2:59.803	44.384 156.0	44.507 114.4	4:28.694	16 - 20.026	36.815 157.5	36.963 118.0	1:33.804		
5 - 21.076	38.287 154.9	38.051 115.4	1:37.414	17 - 19.918	36.678 156.0	36.437 117.5	1:33.033		
6 - 20.388	37.927 157.1	38.003 112.6	1:36.318	18 - 20.213	38.506 152.5	41.909	1:40.628P		
7 - 22.657	46.805 113.9	48.784	1:58.246P	19 - 1:42.872	41.184 153.9	38.561 117.1	3:02.617		
8 - 3:37.370	40.837 155.7	39.264 115.2	4:57.471	20 - 19.819	36.914 156.0	36.437 117.5	1:33.170		
9 - 21.016	38.180 159.0	37.566 115.8	1:36.762	21 - 19.727	36.745 158.2	37.083 115.8	1:33.555		
10 - 20.167	37.428 156.4	37.417 116.9	1:35.012	22 - 20.312	38.398 155.3	41.055	1:39.765P		
11 - 21.726	37.854 155.7	37.532 116.0	1:37.112	23 - 1:28.284	39.429 153.2	38.117 117.1	2:45.830		
12 - 20.131	37.811 153.9	37.609 115.6	1:35.551	24 - 19.766	36.798 158.6	36.347 118.6	1:32.911		

Weather / Track : Sunny / Dry

Donington Park
Circuit Length = 2.5000 miles.
Start: 14:45 End: 15:36

MCRCB BULLETIN TK033

2005 Bennetts British Superbike Championship & Superbike Cup QUALIFYING 2 - SECTOR ANALYSIS

(contd.)

26	Chris MARTIN				Suzuki - Nycom Racing				C
1 - 2:13.469	41.591 143.3	40.809 114.2	3:35.869	11 - 20.418	38.162 155.3	37.449 116.9	1:36.029		
2 - 20.889	38.220 155.7	40.251 116.2	1:39.360	12 - 23.841	40.414 144.0	43.888	1:48.143P		
3 - 20.610	39.159 156.4	38.283 116.7	1:38.052	13 - 2:46.487	45.395 105.5	45.192 114.8	4:17.074		
4 - 20.553	39.455 152.8	42.130	1:42.138P	14 - 20.255	37.809 154.6	37.261 117.5	1:35.325		
5 - 1:33.957	42.854 153.9	38.089 117.3	2:54.900	15 - 19.821	37.616 155.7	37.414 118.2	1:34.851		
6 - 20.476	38.102 156.4	37.859 118.0	1:36.437	16 - 4:33.768	41.712 153.5	38.245 118.0	X:00.000		
7 - 20.290	38.133 157.1	41.745	1:40.168P	17 - 19.939	38.272 156.0	37.008 118.0	1:35.219		
8 - 4:33.917	39.767 153.5	38.949 115.6	X:00.000	18 - 19.932	38.335 154.2	37.418 114.2	1:35.685		
9 - 20.205	38.020 155.7	37.533 117.7	1:35.758	19 - 22.302	42.972 140.1	43.387	1:48.661P		
10 - 19.989	38.221 157.9	37.946 117.3	1:36.156	20 - 5:16.449	41.072 153.2	38.267 117.1	X:00.000		
33	Michael LAVERTY				Honda - Stobart Honda				
1 - 2:44.476	45.490 140.1	41.253 112.4	4:11.219	13 - 21.164	51.248 134.4	39.086 112.2	1:51.498		
2 - 20.869	38.589 158.6	38.375 113.2	1:37.833	14 - 20.366	41.199 154.6	39.476 115.4	1:41.041		
3 - 20.249	37.683 159.0	37.710 116.9	1:35.642	15 - 20.144	42.700 144.0	38.276 115.6	1:41.120		
4 - 20.052	37.485 156.4	37.690 116.0	1:35.227	16 - 20.356	38.754 158.2	38.039 113.4	1:37.149		
5 - 19.931	37.415 157.9	37.443 114.6	1:34.789	17 - 19.914	37.460 158.6	37.606 117.5	1:34.980		
6 - 19.932	37.310 158.2	37.356 118.2	1:34.598	18 - 19.795	37.323 157.5	37.329 112.4	1:34.447		
7 - 19.854	37.417 158.6	37.309 114.2	1:34.580	19 - 20.004	37.409 157.9	37.128 116.7	1:34.541		
8 - 21.545	42.762 110.7	40.422 116.7	1:44.729	20 - 22.927	41.834 144.6	46.642	1:51.403P		
9 - 19.946	37.351 159.0	37.578 116.7	1:34.875	21 - 2:35.291	41.066 149.4	38.720 113.2	3:55.077		
10 - 20.243	37.517 156.7	37.461 115.6	1:35.221	22 - 19.898	37.207 159.4	36.855 118.6	1:33.960		
11 - 21.078	45.704 137.2	44.490	1:51.272P	23 - 20.346	38.943 149.1	39.839	1:39.128P		
12 - 6:23.075	48.970 95.1	43.710 111.4	X:00.000	24 - 1:24.183	38.845 151.4	37.883 99.0	2:40.911		
35	Matt LLEWELLYN				Yamaha - AIM Racing				
1 - 2:30.121	42.414 146.8	40.542 111.2	3:53.077	11 - 6:46.812	41.007 143.7	40.346 110.1	X:00.000		
2 - 20.654	37.976 154.6	41.317 112.0	1:39.947	12 - 20.970	38.042 153.5	43.848	1:42.860P		
3 - 20.487	38.120 135.8	45.283	1:43.890P	13 - 2:27.379	39.564 148.4	38.736 112.8	3:45.679		
4 - 59.024	38.987 154.2	38.537 112.8	2:16.548	14 - 20.130	37.480 155.3	37.753 113.8	1:35.363		
5 - 20.254	37.377 154.6	38.513 116.0	1:36.144	15 - 20.444	38.955 146.8	43.892	1:43.291P		
6 - 20.243	37.782 155.3	38.083 114.6	1:36.108	16 - 2:16.678	44.233 123.3	38.913 113.2	3:39.824		
7 - 20.246	38.510 149.7	45.935	1:44.691P	17 - 20.550	37.528 157.9	37.511 113.2	1:35.589		
8 - 2:35.246	40.116 146.2	39.244 112.4	3:54.606	18 - 23.717	38.044 152.1	41.415	1:43.176P		
9 - 20.306	37.639 154.9	38.436 113.8	1:36.381	19 - 2:09.843	43.138 85.9	1:05.419 113.8	3:58.400		
10 - 20.381	39.420 129.0	41.665	1:41.466P	20 - 20.116	37.210 157.1	37.765 115.2	1:35.091		
36	Gregorio LAVILLA				Ducati - Airwaves Ducati				
1 - 1:50.685	40.181 155.3	38.254 116.9	3:09.120	12 - 19.288	35.992 160.5	36.325 118.2	1:31.605		
2 - 19.960	37.653 160.9	36.980 117.1	1:34.593	13 - 20.831	39.139 146.8	44.210	1:44.180P		
3 - 20.115	36.862 160.1	36.596 118.4	1:33.573	14 - 3:31.517	38.465 147.4	37.137 117.1	4:47.119		
4 - 19.496	36.389 160.9	36.998 118.2	1:32.883	15 - 19.306	36.327 160.1	36.405 118.4	1:32.038		
5 - 21.118	37.693 145.8	42.326 90.1	1:41.137	16 - 22.009	40.194 127.5	47.764	1:49.967P		
6 - 24.853	38.462 154.6	40.571 117.3	1:43.886	17 - 3:18.432	41.470 146.2	42.684 114.6	4:42.586		
7 - 19.374	36.335 159.0	43.730	1:39.439P	18 - 21.035	41.017 159.0	37.328 116.5	1:39.380		
8 - 3:46.617	40.039 152.1	37.143 116.9	X:00.000	19 - 19.554	36.774 156.7	49.447	1:45.775P		
9 - 19.374	36.259 159.4	36.277 116.9	1:31.910	20 - 2:05.009	38.423 156.0	37.434 118.2	3:20.866		
10 - 20.918	39.174 146.8	44.366	1:44.458P	21 - 19.051	36.326 160.1	36.081 116.5	1:31.458		
11 - 2:56.314	37.656 159.7	36.628 118.8	4:10.598	22 - 22.635	46.051 97.2	51.230 51.6	1:59.916		

Weather / Track : Sunny / Dry

Donington Park
Circuit Length = 2.5000 miles.
Start: 14:45 End: 15:36

MCRCB BULLETIN TK033

2005 Bennetts British Superbike Championship & Superbike Cup QUALIFYING 2 - SECTOR ANALYSIS

(contd.)

37	Danny BEAUMONT	Honda - Team JLL Racing						C
1 - 2:47.320	42.924 134.2	41.449 114.8	4:11.693	12 - 7:33.976	42.196 152.5	43.338 115.6	X:00.000	
2 - 20.732	38.793 153.9	38.502 116.2	1:38.027	13 - 20.809	42.645 150.1	38.090 116.7	1:41.544	
3 - 20.088	37.923 157.1	38.809 116.5	1:36.820	14 - 20.072	37.863 156.0	37.924 117.1	1:35.859	
4 - 20.239	38.046 157.1	38.716 115.4	1:37.001	15 - 19.969	37.836 156.7	38.022 118.0	1:35.827	
5 - 20.217	38.714 156.0	38.998 116.2	1:37.929	16 - 20.222	38.710 148.1	44.502	1:43.434P	
6 - 20.262	38.280 153.2	44.059	1:42.601P	17 - 1:59.922	43.513 127.5	43.949 116.0	3:27.384	
7 - 5:30.288	40.812 155.3	38.034 116.2	X:00.000	18 - 20.233	37.830 156.0	37.710 117.3	1:35.773	
8 - 19.882	37.633 157.1	37.536 117.7	1:35.051	19 - 19.942	37.445 156.7	37.110 117.7	1:34.497	
9 - 19.773	37.277 158.2	37.659 116.9	1:34.709	20 - 20.009	37.761 157.1	37.824 117.3	1:35.594	
10 - 19.917	37.276 156.0	37.793 116.0	1:34.986	21 - 20.024	37.539 156.7	37.493 116.0	1:35.056	
11 - 21.411	40.372 141.5	45.473	1:47.256P					
42	Dean ELLISON	Honda - Slingshot Racing						
1 - 2:06.515	40.008 154.9	41.151 115.2	3:27.674	13 - 19.875	37.167 159.0	37.573 116.9	1:34.615	
2 - 20.386	37.909 158.6	37.768 118.2	1:36.063	14 - 19.866	37.404 158.2	37.565 116.5	1:34.835	
3 - 19.955	37.493 157.5	37.917 119.5	1:35.365	15 - 19.779	37.310 158.2	37.316 117.3	1:34.405	
4 - 20.142	37.824 158.6	37.863 117.5	1:35.829	16 - 20.112	37.350 158.6	37.333 116.2	1:34.795	
5 - 20.060	37.427 157.9	37.682 118.0	1:35.169	17 - 19.917	37.448 158.6	37.812 117.3	1:35.177	
6 - 20.094	37.323 158.2	37.430 117.7	1:34.847	18 - 20.263	38.715 159.0	43.889	1:42.867P	
7 - 19.996	37.470 158.2	37.301 118.6	1:34.767	19 - 2:25.727	40.002 154.6	39.501 117.7	3:45.230	
8 - 19.840	37.274 158.6	37.330 117.3	1:34.444	20 - 20.064	37.460 156.7	37.440 117.7	1:34.964	
9 - 19.980	37.375 157.9	37.431 117.7	1:34.786	21 - 19.909	41.218 155.3	43.506	1:44.633P	
10 - 20.164	38.010 157.1	46.550	1:44.724P	22 - 2:33.093	40.609 153.5	40.548 116.2	3:54.250	
11 - 4:53.042	40.934 153.2	38.545 116.7	X:00.000	23 - 19.984	37.116 157.5	37.245 118.2	1:34.345	
12 - 20.223	37.518 159.4	37.523 117.7	1:35.264	24 - 19.866	37.326 157.9	38.039 118.2	1:35.231	
43	Howie MAINWARING	Suzuki - Protech-Racing						C
1 - 4:45.104	43.319 136.9	41.220 112.0	X:00.000	9 - 20.987	38.679 147.8	46.244	1:45.910P	
2 - 21.241	39.797 144.0	40.101 113.2	1:41.139	10 - X:00.000	40.691 140.6	39.975 109.5	X:00.000	
3 - 20.955	39.085 147.8	39.561 112.4	1:39.601	11 - 21.738	40.039 145.2	43.095 112.8	1:44.872	
4 - 20.758	39.014 141.8	39.297 113.2	1:39.069	12 - 21.028	38.979 145.2	39.212 111.8	1:39.219	
5 - 20.601	38.712 146.8	39.624 112.0	1:38.937	13 - 21.192	43.378 124.9	43.053	1:47.623P	
6 - 21.769	41.385 139.5	44.356	1:47.510P	14 - 1:16.669	39.954 139.2	39.996 111.4	2:36.619	
7 - 8:37.776	41.989 138.3	42.845 109.9	X:00.000	15 - 21.018	41.043 132.1	47.508	1:49.569P	
8 - 21.226	39.459 144.9	39.818 111.4	1:40.503					
48	Nick MEDD	Kawasaki - Arco Medd Racing						
1 - 1:51.968	42.347 138.9	42.072 113.6	3:16.387	11 - 27.874	40.893 153.5	46.210	1:54.977P	
2 - 21.656	39.634 153.5	39.173 114.4	1:40.463	12 - 4:10.016	41.735 152.8	48.849 111.8	X:00.000	
3 - 20.968	39.664 150.1	39.857 114.0	1:40.489	13 - 21.018	39.753 154.2	39.657 110.8	1:40.428	
4 - 20.667	38.640 157.1	40.379 116.5	1:39.686	14 - 21.094	39.679 153.2	48.649	1:49.422P	
5 - 20.791	38.895 153.2	1:10.079	2:09.765P	15 - 3:46.762	44.454 132.3	40.636 112.8	X:00.000	
6 - 2:26.594	41.447 153.2	42.793 114.6	3:50.834	16 - 21.211	39.680 155.3	45.263	1:46.154P	
7 - 20.903	40.069 151.1	45.556	1:46.528P	17 - 4:07.775	40.723 152.1	44.458 115.2	X:00.000	
8 - 1:22.474	40.183 154.9	44.218 109.5	2:46.875	18 - 21.086	39.766 144.6	40.019 112.6	1:40.871	
9 - 21.193	39.931 151.8	45.743	1:46.867P	19 - 20.745	38.960 156.4	39.159 109.9	1:38.864	
10 - 1:49.729	48.142 149.1	44.141 111.6	3:22.012					

Weather / Track : Sunny / Dry

Donington Park
Circuit Length = 2.5000 miles.
Start: 14:45 End: 15:36

MCRCB BULLETIN TK033

2005 Bennetts British Superbike Championship & Superbike Cup QUALIFYING 2 - SECTOR ANALYSIS

(contd.)

56	James BUCKINGHAM			Suzuki - Quay Garage Suzuki				C
1 - 2:21.907	44.109 136.1	41.704 110.1	3:47.720	13 - 21.976	39.730 138.3	39.548 113.0	1:41.254	
2 - 21.432	39.736 150.8	41.013 115.6	1:42.181	14 - 20.183	37.495 153.5	37.670 114.0	1:35.348	
3 - 20.333	37.968 154.6	38.059 116.5	1:36.360	15 - 20.053	37.632 153.5	38.485 114.0	1:36.170	
4 - 20.277	37.501 156.0	37.951 115.8	1:35.729	16 - 19.953	37.120 154.2	37.493 115.6	1:34.566	
5 - 20.325	37.582 153.9	37.900 115.4	1:35.807	17 - 19.979	37.992 154.6	41.116	1:39.087P	
6 - 19.916	37.526 155.3	47.036	1:44.478P	18 - 2:56.479	44.145 135.8	39.085 115.4	4:19.709	
7 - 3:07.796	42.881 122.9	39.950 115.0	4:30.627	19 - 19.755	37.148 156.0	38.159 116.2	1:35.062	
8 - 20.284	38.163 154.9	37.766 113.0	1:36.213	20 - 19.692	37.297 156.4	37.282 115.6	1:34.271	
9 - 20.140	37.601 156.0	37.663 115.4	1:35.404	21 - 20.573	40.443 119.4	45.769	1:46.785P	
10 - 20.008	38.156 154.2	40.262 113.4	1:38.426	22 - 2:07.747	40.239 146.5	39.199 114.8	3:27.185	
11 - 20.081	38.149 152.1	41.366	1:39.596P	23 - 19.830	36.966 155.3	36.835 118.0	1:33.631	
12 - 5:25.699	41.591 144.3	40.813 108.4	X:00.000					
65	Jonathan REA			Honda - Red Bull Honda				
1 - 2:18.087	39.761 148.4	39.717 115.6	3:37.565	10 - 4:19.414	38.481 156.7	41.778 116.7	X:00.000	
2 - 20.623	39.111 152.1	39.783 115.8	1:39.517	11 - 20.150	37.969 155.7	38.001 117.3	1:36.120	
3 - 20.307	37.952 151.4	38.587 117.7	1:36.846	12 - 19.999	37.702 156.4	40.887	1:38.588P	
4 - 20.447	38.149 156.4	44.417	1:43.013P	13 - 4:17.552	38.051 156.7	41.731	X:00.000P	
5 - 6:12.201	38.779 155.3	39.108 116.2	X:00.000	14 - 5:11.681	39.302 150.4	39.045 116.7	X:00.000	
6 - 20.477	37.736 157.5	38.084 116.2	1:36.297	15 - 19.936	36.980 159.7	37.167 116.2	1:34.083	
7 - 20.164	37.758 158.6	38.029 116.5	1:35.951	16 - 22.790	38.529 153.5	41.268	1:42.587P	
8 - 20.170	37.516 158.2	37.608 117.3	1:35.294	17 - 2:05.110	41.575 141.5	38.838 115.4	3:25.523	
9 - 20.987	39.227 154.2	43.712	1:43.926P	18 - 19.951	36.958 159.0	37.209 116.7	1:34.118	
68	Steve BROGAN			Honda - PR Branson Honda				C
1 - 2:02.713	40.738 152.1	40.204 113.0	3:23.655	10 - 5:28.914	46.924 123.3	38.796 113.6	X:00.000	
2 - X:00.000	41.234 147.8	40.062 113.0	X:00.000	11 - 20.061	37.204 154.2	38.078 115.4	1:35.343	
3 - 20.397	38.068 154.6	38.303 112.2	1:36.768	12 - 19.735	37.680 157.9	41.093	1:38.508P	
4 - 20.126	37.587 151.8	37.912 114.2	1:35.625	13 - 1:46.648	41.806 148.7	45.741 115.2	3:14.195	
5 - 20.122	37.441 153.9	37.946 114.0	1:35.509	14 - 19.925	37.023 159.0	38.169 116.0	1:35.117	
6 - 20.080	37.384 152.5	37.703 114.6	1:35.167	15 - 19.860	37.220 153.9	37.656 114.8	1:34.736	
7 - 20.089	37.602 155.7	37.834 113.4	1:35.525	16 - 21.813	38.551 149.4	44.851	1:45.215P	
8 - 20.607	37.773 152.1	37.832 112.6	1:36.212	17 - 1:28.172	37.837 152.5	43.056	2:49.065P	
9 - 20.315	37.757 150.4	38.761 116.5	1:36.833					
74	Kieran CLARKE			Honda - Hydrex Honda				
1 - 1:52.182	42.233 151.8	40.475 116.2	3:14.890	12 - 5:51.654	41.449 154.6	39.186 116.2	X:00.000	
2 - 20.983	38.867 155.3	38.280 118.0	1:38.130	13 - 20.300	37.779 159.0	37.358 119.0	1:35.437	
3 - 20.269	37.648 158.6	37.758 118.2	1:35.675	14 - 20.049	37.966 157.1	40.160	1:38.175P	
4 - 19.970	37.543 159.4	38.251 118.6	1:35.764	15 - 2:08.665	42.975 152.1	40.197 116.7	3:31.837	
5 - 20.109	37.443 159.4	37.696 117.7	1:35.248	16 - 20.178	37.486 158.6	37.322 119.9	1:34.986	
6 - 20.415	38.382 154.2	41.114	1:39.911P	17 - 19.912	37.538 156.4	37.346 119.3	1:34.796	
7 - 5:22.199	40.153 156.7	38.033 112.8	X:00.000	18 - 20.892	39.285 157.9	42.886	1:43.063P	
8 - 20.414	37.492 160.1	38.173 116.0	1:36.079	19 - 2:22.962	39.773 136.6	38.730 121.7	3:41.465	
9 - 20.238	37.698 159.4	37.687 117.5	1:35.623	20 - 19.881	36.829 160.9	37.040 119.9	1:33.750	
10 - 20.199	37.705 159.4	37.549 117.7	1:35.453	21 - 19.688	36.885 155.3	37.283 120.6	1:33.856	
11 - 20.487	38.820 154.9	43.008	1:42.315P	22 - 21.099	40.929 147.1	40.612 96.7	1:42.640	

Weather / Track : Sunny / Dry

Donington Park
Circuit Length = 2.5000 miles.
Start: 14:45 End: 15:36

MCRCB BULLETIN TK033

2005 Bennetts British Superbike Championship & Superbike Cup QUALIFYING 2 - SECTOR ANALYSIS

(contd.)

75	Glen RICHARDS				Kawasaki - Hawk Kawasaki				
1 - 1:56.936	40.198 157.1	38.445 116.5	3:15.579	12 - 19.622	36.757 159.7	36.590 118.8	1:32.969		
2 - 20.425	37.915 157.1	37.127 115.4	1:35.467	13 - 19.343	36.738 159.4	36.444 117.1	1:32.525		
3 - 19.716	36.824 159.0	36.769 117.5	1:33.309	14 - 19.447	36.774 158.6	36.474 117.3	1:32.695		
4 - 19.876	37.068 158.6	36.588 117.1	1:33.532	15 - 24.370	39.363 153.2	46.446 94.4	1:50.179		
5 - 19.583	37.083 157.5	37.121 118.6	1:33.787	16 - 21.788	38.301 152.1	42.993	1:43.082P		
6 - 19.738	37.437 157.9	37.186 117.3	1:34.361	17 - 3:00.607	43.552 152.8	38.147 115.6	4:22.306		
7 - 19.605	36.975 159.4	36.676 116.5	1:33.256	18 - 19.490	37.906 154.2	37.664 115.4	1:35.060		
8 - 19.862	38.232 154.9	40.962	1:39.056P	19 - 19.635	36.537 157.5	40.155	1:36.327P		
9 - 9:15.773	42.014 150.1	38.494 114.6	X:00.000	20 - 2:04.964	41.208 148.7	38.521 116.0	3:24.693		
10 - 20.037	36.998 159.0	36.503 117.5	1:33.538	21 - 19.573	36.649 158.6	36.068 117.5	1:32.290		
11 - 19.453	36.540 156.7	38.193 118.4	1:34.186	22 - 19.286	36.715 156.7	36.650 117.7	1:32.651		
77	Marty NUTT				Honda-M Johns Motors/NuttTravel				C
1 - 2:07.434	43.212 149.4	42.130 109.1	3:32.776	10 - 20.347	38.391 156.7	39.784 115.4	1:38.522		
2 - 21.306	39.201 151.4	42.681 108.2	1:43.188	11 - 20.180	37.625 158.2	37.418 116.0	1:35.223		
3 - 20.940	38.373 157.9	38.151 116.7	1:37.464	12 - 21.081	41.059 125.6	48.161	1:50.301P		
4 - 20.511	38.495 159.0	37.663 115.4	1:36.669	13 - X:00.000	47.628 100.7	46.854 92.5	X:00.000		
5 - 20.626	39.436 151.8	42.673	1:42.735P	14 - 22.260	38.667 156.7	38.585 116.7	1:39.512		
6 - 3:20.971	44.407 151.8	39.352 101.5	4:44.730	15 - 20.003	37.704 157.5	37.524 114.8	1:35.231		
7 - 21.826	38.900 156.4	38.459 114.6	1:39.185	16 - 20.284	38.468 152.5	42.205	1:40.957P		
8 - 20.410	38.264 156.7	38.094 114.0	1:36.768	17 - 1:45.983	42.459 158.2	37.250 116.5	3:05.692		
9 - 20.761	39.066 155.3	38.235 114.2	1:38.062	18 - 19.792	37.201 159.0	36.455 116.7	1:33.448		
88	Scott SMART				Kawasaki - Vivaldi Racing				
1 - 5:15.275	43.322 148.7	42.068 115.4	X:00.000	12 - 19.886	37.294 155.3	37.141 117.5	1:34.321		
2 - 20.587	38.171 155.7	37.792 116.9	1:36.550	13 - 4:27.079	41.290 152.8	38.939 115.6	X:00.000		
3 - 19.993	37.956 155.7	37.917 117.7	1:35.866	14 - 19.706	36.855 154.6	36.700 114.6	1:33.261		
4 - 19.976	37.155 156.7	36.984 117.1	1:34.115	15 - 19.714	37.112 154.6	36.808 116.9	1:33.634		
5 - 19.878	37.215 157.1	37.096 117.3	1:34.189	16 - 20.474	38.912 151.1	41.408	1:40.794P		
6 - 19.776	37.198 157.1	36.945 117.1	1:33.919	17 - 1:32.821	38.885 157.1	37.802 116.7	2:49.508		
7 - 19.828	36.811 158.2	56.304	1:52.943P	18 - 19.687	36.760 156.0	36.800 118.0	1:33.247		
8 - 5:46.348	41.491 155.7	38.032 116.5	X:00.000	19 - 20.001	38.165 154.9	41.386	1:39.552P		
9 - 19.934	37.768 155.7	37.329 116.2	1:35.031	20 - 1:26.633	38.732 152.1	37.661 117.1	2:43.026		
10 - 19.868	37.133 157.1	37.380 114.8	1:34.381	21 - 19.673	36.708 160.5	36.883 118.0	1:33.264		
11 - 19.732	37.046 156.4	36.911 112.4	1:33.689	22 - 19.541	36.801 156.7	36.860 116.0	1:33.202		
91	Leon HASLAM				Ducati - Airwaves Ducati				
1 - 1:47.506	39.209 155.3	38.392 114.6	3:05.107	15 - 19.436	36.300 162.0	36.714 118.4	1:32.450		
2 - 20.140	36.681 159.0	36.897 117.7	1:33.718	16 - 21.319	38.440 156.0	39.014 117.3	1:38.773		
3 - 19.857	36.641 159.4	37.225 118.6	1:33.723	17 - 19.616	36.529 160.1	36.529 118.8	1:32.674		
4 - 19.671	37.701 156.7	41.603 118.2	1:38.975	18 - 19.630	36.437 159.0	36.625 119.9	1:32.692		
5 - 20.409	37.857 159.0	42.241	1:40.507P	19 - 21.642	39.673 152.1	40.970	1:42.285P		
6 - 2:29.872	39.455 156.4	38.361 116.9	3:47.688	20 - 3:11.604	39.295 149.4	38.598 117.5	4:29.497		
7 - 19.880	36.611 158.6	38.050 117.7	1:34.541	21 - 19.539	36.314 158.6	36.500 119.3	1:32.353		
8 - 19.707	1:06.376 103.2	42.818 116.0	2:08.901	22 - 20.322	37.841 156.4	40.517	1:38.680P		
9 - 20.107	36.883 159.4	37.354 117.7	1:34.344	23 - 1:23.909	40.056 142.4	39.949 119.3	2:43.914		
10 - 19.614	36.416 159.0	36.735 119.0	1:32.765	24 - 19.704	37.059 156.7	40.268	1:37.031P		
11 - 19.502	36.218 159.0	36.681 119.7	1:32.401	25 - 1:33.867	42.356 143.3	40.274 118.4	2:56.497		
12 - 19.550	36.735 156.7	37.724 117.3	1:34.009	26 - 19.502	35.936 161.7	36.224 119.5	1:31.662		
13 - 19.496	39.509 135.5	41.194 116.5	1:40.199	27 - 21.235	45.571 110.1	41.078 108.2	1:47.884		
14 - 19.582	36.348 158.6	36.492 119.3	1:32.422						

Weather / Track : Sunny / Dry

Donington Park
Circuit Length = 2.5000 miles.
Start: 14:45 End: 15:36

MCRCB BULLETIN TK034

2005 Bennetts British Superbike Championship & Superbike Cup QUALIFYING 2 - SPEED TRAP - FINISH LINE

POS	NO	CL	NAME	NAT	ENTRY	MPH
1	6		Ryuichi KIYONARI		Honda - HM Plant Honda	123.9
2	3		Gary MASON		Honda - Stobart Honda	122.7
3	18		James HAYDON		Suzuki - Rizla Suzuki	121.8
4	4		Steve PLATER		Honda - Hydrex Honda	121.3
5	2		Michael RUTTER		Honda - HM Plant Honda	121.1
6	74		Kieran CLARKE		Honda - Hydrex Honda	121.1
7	1		John REYNOLDS		Suzuki - Rizla Suzuki	120.4
8	91		Leon HASLAM		Ducati - Airwaves Ducati	119.9
9	9		Karl HARRIS		Honda - Honda-Racing.co.uk	119.7
10	42		Dean ELLISON		Honda - Slingshot Racing	119.5
11	11		Ben WILSON		Kawasaki - Vivaldi Racing	119.3
12	17		Tristan PALMER		Kawasaki - Vivaldi Racing	118.8
13	75		Glen RICHARDS		Kawasaki - Hawk Kawasaki	118.8
14	36		Gregorio LAVILLA		Ducati - Airwaves Ducati	118.8
15	12		Dean THOMAS		Kawasaki - Hawk Kawasaki	118.8
16	25		Dennis HOBBS		Yamaha - Team Nvidia	118.6
17	24		Richard WREN		Yamaha - Virgin Mobile Samsung	118.6
18	33		Michael LAVERTY		Honda - Stobart Honda	118.6
19	8		Tommy HILL		Yamaha - Virgin Mobile Samsung	118.6
20	10		Julien DA COSTA		Kawasaki - Dienza Performance	118.2
21	26	C	Chris MARTIN		Suzuki - Nycom Racing	118.2
22	56	C	James BUCKINGHAM		Suzuki - Quay Garage Suzuki	118.0
23	88		Scott SMART		Kawasaki - Vivaldi Racing	118.0
24	37	C	Danny BEAUMONT		Honda - Team JLL Racing	118.0
25	65		Jonathan REA		Honda - Red Bull Honda	117.7
26	15		Luke QUIGLEY		Yamaha - Jentin Racing	117.1
27	14		John McGUINNESS		Honda - Vitrans Racing	116.7
28	77	C	Marty NUTT		Honda-M Johns Motors/NuttTravel	116.7
29	68	C	Steve BROGAN		Honda - PR Branson Honda	116.5
30	48		Nick MEDD		Kawasaki - Arco Medd Racing	116.5
31	35		Matt LLEWELLYN		Yamaha - AIM Racing	116.0
32	5		Sean EMMETT		Yamaha - Virgin Mobile Samsung	115.8
33	21	C	Malcolm ASHLEY		Kawasaki - MAR	115.2
34	19	C	Phil GILES		Suzuki - BSD M/C Developments	115.0
35	22	C	Michael PENSAVALLE		Kawasaki - MP Racing	114.8
36	43	C	Howie MAINWARING		Suzuki - Protech-Racing	113.2

Weather / Track : Sunny / Dry

msttimina.com

Donington Park
Circuit Length = 2.5000 miles.
Start: 14:45 End: 15:36

Printed - 15:38 Saturday, 24 September 2005

MCRCB BULLETIN TK034

2005 Bennetts British Superbike Championship & Superbike Cup QUALIFYING 2 - SPEED TRAP - SECTOR 2

(contd.)

POS	NO	CL	NAME	NAT	ENTRY	MPH
1	6		Ryuichi KIYONARI		Honda - HM Plant Honda	163.2
2	2		Michael RUTTER		Honda - HM Plant Honda	162.8
3	91		Leon HASLAM		Ducati - Airwaves Ducati	162.0
4	18		James HAYDON		Suzuki - Rizla Suzuki	161.7
5	9		Karl HARRIS		Honda - Honda-Racing.co.uk	161.7
6	4		Steve PLATER		Honda - Hydrex Honda	161.7
7	74		Kieran CLARKE		Honda - Hydrex Honda	160.9
8	36		Gregorio LAVILLA		Ducati - Airwaves Ducati	160.9
9	88		Scott SMART		Kawasaki - Vivaldi Racing	160.5
10	3		Gary MASON		Honda - Stobart Honda	160.1
11	12		Dean THOMAS		Kawasaki - Hawk Kawasaki	159.7
12	65		Jonathan REA		Honda - Red Bull Honda	159.7
13	75		Glen RICHARDS		Kawasaki - Hawk Kawasaki	159.7
14	1		John REYNOLDS		Suzuki - Rizla Suzuki	159.7
15	11		Ben WILSON		Kawasaki - Vivaldi Racing	159.7
16	17		Tristan PALMER		Kawasaki - Vivaldi Racing	159.7
17	33		Michael LAVERTY		Honda - Stobart Honda	159.4
18	42		Dean ELLISON		Honda - Slingshot Racing	159.4
19	68	C	Steve BROGAN		Honda - PR Branson Honda	159.0
20	25		Dennis HOBBS		Yamaha - Team Nvidia	159.0
21	77	C	Marty NUTT		Honda-M Johns Motors/NuttTravel	159.0
22	8		Tommy HILL		Yamaha - Virgin Mobile Samsung	158.6
23	24		Richard WREN		Yamaha - Virgin Mobile Samsung	158.6
24	37	C	Danny BEAUMONT		Honda - Team JLL Racing	158.2
25	35		Matt LLEWELLYN		Yamaha - AIM Racing	157.9
26	26	C	Chris MARTIN		Suzuki - Nycom Racing	157.9
27	5		Sean EMMETT		Yamaha - Virgin Mobile Samsung	157.9
28	10		Julien DA COSTA		Kawasaki - Dienza Performance	157.5
29	14		John McGUINNESS		Honda - Vitrans Racing	157.1
30	48		Nick MEDD		Kawasaki - Arco Medd Racing	157.1
31	56	C	James BUCKINGHAM		Suzuki - Quay Garage Suzuki	156.4
32	15		Luke QUIGLEY		Yamaha - Jentin Racing	156.0
33	19	C	Phil GILES		Suzuki - BSD M/C Developments	155.3
34	22	C	Michael PENSAVALLE		Kawasaki - MP Racing	153.9
35	21	C	Malcolm ASHLEY		Kawasaki - MAR	153.5
36	43	C	Howie MAINWARING		Suzuki - Protech-Racing	147.8

Weather / Track : Sunny / Dry

msttimina.com

Donington Park
Circuit Length = 2.5000 miles.
Start: 14:45 End: 15:36

Printed - 15:38 Saturday, 24 September 2005

MCRCB BULLETIN TK035

2005 Bennetts British Superbike Championship & Superbike Cup QUALIFYING 2 - BEST SECTOR TIMES

SECTOR 1				SECTOR 2				SECTOR 3				IDEAL / BEST COMPARISON			
POS	NO	NAME	TIME	NO	NAME	TIME	NO	NAME	TIME	POS	NO	NAME	IDEAL	BEST	DIFF
1	36	LAVILLA	19.051	91	HASLAM	35.936	75	RICHARDS	36.068	1	36	LAVILLA	1:31.124	1:31.458	0.334
2	75	RICHARDS	19.286	36	LAVILLA	35.992	36	LAVILLA	36.081	2	91	HASLAM	1:31.596	1:31.662	0.066
3	12	THOMAS	19.366	18	HAYDON	36.264	2	RUTTER	36.177	3	75	RICHARDS	1:31.891	1:32.290	0.399
4	6	KIYONARI	19.391	2	RUTTER	36.306	6	KIYONARI	36.184	4	6	KIYONARI	1:31.911	1:32.117	0.206
5	91	HASLAM	19.436	6	KIYONARI	36.336	91	HASLAM	36.224	5	2	RUTTER	1:32.049	1:32.050	0.001
6	1	REYNOLDS	19.499	12	THOMAS	36.456	25	HOBBS	36.347	6	18	HAYDON	1:32.243	1:32.342	0.099
7	18	HAYDON	19.530	75	RICHARDS	36.537	18	HAYDON	36.449	7	12	THOMAS	1:32.621	1:32.804	0.183
8	88	SMART	19.541	3	MASON	36.582	77	NUTT	36.455	8	1	REYNOLDS	1:32.642	1:32.769	0.127
9	2	RUTTER	19.566	1	REYNOLDS	36.607	9	HARRIS	36.519	9	25	HOBBS	1:32.752	1:32.911	0.159
10	9	HARRIS	19.589	9	HARRIS	36.672	1	REYNOLDS	36.536	10	9	HARRIS	1:32.780	1:32.903	0.123
11	10	COSTA	19.686	25	HOBBS	36.678	88	SMART	36.700	11	88	SMART	1:32.949	1:33.202	0.253
12	74	CLARKE	19.688	10	COSTA	36.697	8	HILL	36.715	12	3	MASON	1:33.137	1:33.137	0.000
13	5	EMMETT	19.691	88	SMART	36.708	12	THOMAS	36.799	13	8	HILL	1:33.340	1:33.513	0.173
14	56	BUCKINGHAM	19.692	4	PLATER	36.721	56	BUCKINGHAM	36.835	14	4	PLATER	1:33.361	1:33.529	0.168
15	3	MASON	19.694	4	HILL	36.797	11	WILSON	36.851	15	77	NUTT	1:33.448	1:33.448	0.000
16	25	HOBBS	19.727	74	CLARKE	36.829	33	LAVERTY	36.855	16	56	BUCKINGHAM	1:33.493	1:33.631	0.138
17	68	BROGAN	19.735	5	EMMETT	36.905	3	MASON	36.861	17	10	COSTA	1:33.537	1:33.564	0.027
18	4	PLATER	19.755	65	REA	36.958	4	PLATER	36.885	18	74	CLARKE	1:33.557	1:33.750	0.193
19	37	BEAUMONT	19.773	56	BUCKINGHAM	36.966	17	PALMER	36.959	19	5	EMMETT	1:33.624	1:33.963	0.339
20	42	ELLISON	19.779	14	McGUINNESS	37.023	26	MARTIN	37.008	20	33	LAVERTY	1:33.857	1:33.960	0.103
21	77	NUTT	19.792	68	BROGAN	37.023	5	EMMETT	37.028	21	14	McGUINNESS	1:34.009	1:34.086	0.077
22	33	LAVERTY	19.795	17	PALMER	37.103	74	CLARKE	37.040	22	65	REA	1:34.061	1:34.083	0.022
23	14	McGUINNESS	19.808	42	ELLISON	37.116	37	BEAUMONT	37.110	23	17	PALMER	1:34.089	1:34.089	0.000
24	26	MARTIN	19.821	77	NUTT	37.201	15	QUIGLEY	37.149	24	42	ELLISON	1:34.140	1:34.345	0.205
25	8	HILL	19.828	33	LAVERTY	37.207	10	COSTA	37.154	25	37	BEAUMONT	1:34.159	1:34.497	0.338
26	15	QUIGLEY	19.848	35	LLEWELLYN	37.210	65	REA	37.167	26	11	WILSON	1:34.354	1:34.457	0.103
27	11	WILSON	19.894	24	WREN	37.274	14	McGUINNESS	37.178	27	68	BROGAN	1:34.414	1:34.736	0.322
28	65	REA	19.936	37	BEAUMONT	37.276	42	ELLISON	37.245	28	26	MARTIN	1:34.445	1:34.851	0.406
29	24	WREN	20.012	11	WILSON	37.609	22	PENSAVALLE	37.473	29	24	WREN	1:34.760	1:35.040	0.280
30	17	PALMER	20.027	26	MARTIN	37.616	24	WREN	37.474	30	35	LLEWELLYN	1:34.837	1:35.091	0.254
31	22	PENSAVALLE	20.077	21	ASHLEY	37.677	35	LLEWELLYN	37.511	31	15	QUIGLEY	1:34.847	1:35.164	0.317
32	35	LLEWELLYN	20.116	15	QUIGLEY	37.850	68	BROGAN	37.656	32	22	PENSAVALLE	1:35.594	1:35.784	0.190
33	19	GILES	20.158	19	GILES	37.862	21	ASHLEY	37.871	33	21	ASHLEY	1:35.710	1:35.710	0.000
34	21	ASHLEY	20.162	22	PENSAVALLE	38.044	19	GILES	37.939	34	19	GILES	1:35.959	1:35.959	0.000
35	43	MAINWARING	20.601	48	MEDD	38.640	48	MEDD	39.159	35	48	MEDD	1:38.466	1:38.864	0.398
36	48	MEDD	20.667	43	MAINWARING	38.679	43	MAINWARING	39.212	36	43	MAINWARING	1:38.492	1:38.937	0.445
													Perfect Lap	1:31.055	


Weather / Track : Sunny / Dry

Donington Park
Circuit Length = 2.5000 miles
Start: 14:45 End: 15:36

MCRCB BULLETIN TK036

2005 Bennetts British Superbike Championship & Superbike Cup PROVISIONAL GRID - RACES 2 & 5

ROW 9			1:35.959		1:35.710
			19 GILES		21 ASHLEY
ROW 8	1:35.454	1:35.164	1:35.040	1:34.851	
	22 PENSAVALLE	15 QUIGLEY	24 WREN	26 MARTIN	
ROW 7		1:34.497	1:34.412	1:34.115	1:34.089
		37 BEAUMONT	35 LLEWELLYN	68 BROGAN	17 PALMER
ROW 6	1:34.086	1:33.960	1:33.959	1:33.882	
	14 MCGUINNESS	33 LAVERTY	65 REA	42 ELLISON	
ROW 5		1:33.870	1:33.866	1:33.750	1:33.631
		5 EMMETT	11 WILSON	74 CLARKE	56 BUCKINGHAM
ROW 4	1:33.564	1:33.529	1:33.513	1:33.448	
	10 DA COSTA	4 PLATER	8 HILL	77 NUTT	
ROW 3		1:33.202	1:33.097	1:32.911	1:32.903
		88 SMART	3 MASON	25 HOBBS	9 HARRIS
ROW 2	1:32.804	1:32.612	1:32.342	1:32.290	
	12 THOMAS	1 REYNOLDS	18 HAYDON	75 RICHARDS	
ROW 1		1:32.117	1:32.050	1:31.662	1:31.458
		6 KIYONARI	2 RUTTER	91 HASLAM	36 LAVILLA
					POLE



Weather / Track : Sunny / Dry

These results are provisional until the conclusion of any judicial and technical matters.

Donington Park
Circuit Length = 2.5000 miles.
Start: 14:45 End: 15:36

Race Director:	Stewards:	Timekeeper:
----------------	-----------	-------------

MCRCB BULLETIN TK069

**2005 Bennetts British Superbike Championship & Superbike Cup
WARM-UP**

POS	NO	CL	NAME	NAT	ENTRY	TIME	LAPS	GAP	MPH
1	6		Ryuichi KIYONARI		Honda - HM Plant Honda	1:32.582	9		97.21
2	2		Michael RUTTER		Honda - HM Plant Honda	1:33.165	10	0.583	96.60
3	1		John REYNOLDS		Suzuki - Rizla Suzuki	1:33.169	10	0.587	96.59
4	91		Leon HASLAM		Ducati - Airwaves Ducati	1:33.316	10	0.734	96.44
5	75		Glen RICHARDS		Kawasaki - Hawk Kawasaki	1:33.349	9	0.767	96.41
6	88		Scott SMART		Kawasaki - Vivaldi Racing	1:33.607	9	1.025	96.14
7	3		Gary MASON		Honda - Stobart Honda	1:33.702	9	1.120	96.04
8	36		Gregorio LAVILLA		Ducati - Airwaves Ducati	1:33.752	5	1.170	95.99
9	18		James HAYDON		Suzuki - Rizla Suzuki	1:33.798	10	1.216	95.95
10	12		Dean THOMAS		Kawasaki - Hawk Kawasaki	1:33.936	9	1.354	95.81
11	8		Tommy HILL		Yamaha - Virgin Mobile Samsung	1:34.089	10	1.507	95.65
12	25		Dennis HOBBS		Yamaha - Team Nvidia	1:34.181	9	1.599	95.56
13	9		Karl HARRIS		Honda - Honda-Racing.co.uk	1:34.466	8	1.884	95.27
14	42		Dean ELLISON		Honda - Slingshot Racing	1:34.648	10	2.066	95.08
15	4		Steve PLATER		Honda - Hydrex Honda	1:34.789	10	2.207	94.94
16	11		Ben WILSON		Kawasaki - Vivaldi Racing	1:34.806	10	2.224	94.93
17	5		Sean EMMETT		Yamaha - Virgin Mobile Samsung	1:34.971	9	2.389	94.76
18	10		Julien DA COSTA		Kawasaki - Dienza Performance	1:35.025	8	2.443	94.71
19	33		Michael LAVERTY		Honda - Stobart Honda	1:35.149	9	2.567	94.58
20	68	C	Steve BROGAN		Honda - PR Branson Honda	1:35.305	9	2.723	94.43
21	65		Jonathan REA		Honda - Red Bull Honda	1:35.404	8	2.822	94.33
22	26	C	Chris MARTIN		Suzuki - Nycom Racing	1:35.517	8	2.935	94.22
23	35		Matt LLEWELLYN		Yamaha - AIM Racing	1:35.531	9	2.949	94.21
24	22	C	Michael PENSAVALLE		Kawasaki - MP Racing	1:35.648	8	3.066	94.09
25	56	C	James BUCKINGHAM		Suzuki - Quay Garage Suzuki	1:35.672	8	3.090	94.07
26	15		Luke QUIGLEY		Yamaha - Jentin Racing	1:35.688	9	3.106	94.05
27	37	C	Danny BEAUMONT		Honda - Team JJJ Racing	1:35.731	7	3.149	94.01
28	74		Kieran CLARKE		Honda - Hydrex Honda	1:36.001	9	3.419	93.74
29	17		Tristan PALMER		Kawasaki - Vivaldi Racing	1:36.140	9	3.558	93.61
30	77	C	Marty NUTT		Honda-M Johns Motors/NuttTravel	1:36.294	9	3.712	93.46
31	24		Richard WREN		Yamaha - Virgin Mobile Samsung	1:36.695	9	4.113	93.07
32	21	C	Malcolm ASHLEY		Kawasaki - MAR	1:37.663	6	5.081	92.15
33	19	C	Phil GILES		Suzuki - BSD M/C Developments	1:37.849	9	5.267	91.97
34	14		John McGUINNESS		Honda - Vitrans Racing	1:44.547	4	11.965	86.08

Weather / Track : Cloudy / Dry

These results are provisional until the conclusion of any judicial and technical matters.

Donington Park
Circuit Length = 2.5000 miles.
Start: 09:15 End: 09:31

Race Director:	Stewards:	Timekeeper:
----------------	-----------	-------------

MCRCB BULLETIN TK070

2005 Bennetts British Superbike Championship & Superbike Cup WARM-UP - SECTOR ANALYSIS

1	John REYNOLDS				Suzuki - Rizla Suzuki			
1 - 3:01.505	42.945 144.0	41.302 113.0	4:25.752	6 - 19.722	36.938 157.5	36.688 119.0	1:33.348	
2 - 21.244	38.653 152.8	38.007 115.6	1:37.904	7 - 19.536	36.901 158.6	36.766 118.2	1:33.203	
3 - 20.095	37.318 154.6	37.857 116.5	1:35.270	8 - 19.778	37.155 158.6	37.056 116.5	1:33.989	
4 - 19.826	37.448 157.5	37.093 118.0	1:34.367	9 - 19.784	37.780 157.5	37.982 116.5	1:35.546	
5 - 19.693	36.881 157.1	36.595 118.6	1:33.169	10 - 19.695	36.876 157.1	37.229 118.6	1:33.800	
2	Michael RUTTER				Honda - HM Plant Honda			
1 - 3:29.347	41.136 150.4	39.392 114.0	4:49.875	6 - 19.877	36.915 159.4	36.600 118.8	1:33.392	
2 - 20.649	37.991 157.5	37.171 116.7	1:35.811	7 - 19.868	36.973 160.1	36.989 118.2	1:33.830	
3 - 20.088	37.230 158.6	37.071 117.5	1:34.389	8 - 19.693	36.748 159.4	36.724 118.6	1:33.165	
4 - 19.796	37.099 157.1	37.577 117.3	1:34.472	9 - 19.713	36.957 159.7	36.590 118.0	1:33.260	
5 - 20.275	38.106 159.4	36.956 117.7	1:35.337	10 - 19.796	36.942 159.7	36.601 117.3	1:33.339	
3	Gary MASON				Honda - Stobart Honda			
1 - 3:36.887	41.541 136.1	42.201 112.4	X:00.000	6 - 19.988	37.299 158.6	36.919 119.9	1:34.206	
2 - 21.110	38.226 151.4	38.752 117.7	1:38.088	7 - 19.755	37.119 158.6	36.846 119.9	1:33.720	
3 - 20.125	37.529 156.7	37.305 119.3	1:34.959	8 - 19.766	37.396 158.6	37.095 118.8	1:34.257	
4 - 19.921	37.329 155.7	37.598 120.6	1:34.848	9 - 19.718	37.085 158.6	36.899 120.2	1:33.702	
5 - 20.173	37.447 156.7	37.316 118.4	1:34.936					
4	Steve PLATER				Honda - Hydrex Honda			
1 - 3:03.497	42.381 153.2	40.930 115.2	4:26.808	6 - 23.668	40.107 150.1	38.866 118.2	1:42.641	
2 - 20.779	38.681 157.9	37.996 118.8	1:37.456	7 - 20.071	37.678 157.9	37.585 117.5	1:35.334	
3 - 20.059	37.539 158.6	37.522 119.0	1:35.120	8 - 20.017	37.715 158.6	37.497 117.5	1:35.229	
4 - 19.911	37.323 158.2	37.555 118.6	1:34.789	9 - 20.130	37.770 158.2	37.392 118.8	1:35.292	
5 - 19.818	37.428 158.2	37.643 119.3	1:34.889	10 - 20.096	37.631 158.2	37.722 118.2	1:35.449	
5	Sean EMMETT				Yamaha - Virgin Mobile Samsung			
1 - 3:59.758	46.022 129.5	41.980 110.6	X:00.000	6 - 21.096	42.092 136.6	40.027 114.0	1:43.215	
2 - 20.953	38.608 152.8	38.910 113.4	1:38.471	7 - 19.855	37.606 154.2	37.510 114.4	1:34.971	
3 - 20.245	38.016 154.2	38.083 113.2	1:36.344	8 - 20.776	41.943 113.5	43.457 113.6	1:46.176	
4 - 20.006	37.792 154.6	37.775 114.0	1:35.573	9 - 20.015	37.538 154.6	37.567 114.0	1:35.120	
5 - 19.998	37.746 154.6	37.518 113.2	1:35.262					
6	Ryuichi KIYONARI				Honda - HM Plant Honda			
1 - 3:07.647	40.285 151.8	44.926	4:32.858P	6 - 19.562	36.942 160.9	36.799 122.9	1:33.303	
2 - 58.806	38.946 157.5	38.021 119.5	2:15.773	7 - 19.502	36.812 161.7	36.268 123.2	1:32.582	
3 - 20.015	37.719 159.4	37.317 121.3	1:35.051	8 - 20.308	37.530 160.5	36.726 119.7	1:34.564	
4 - 19.933	37.830 158.6	37.454 121.1	1:35.217	9 - 19.849	37.598 160.1	37.109 119.7	1:34.556	
5 - 19.631	36.916 162.0	37.158 121.1	1:33.705					
8	Tommy HILL				Yamaha - Virgin Mobile Samsung			
1 - 3:24.377	42.572 150.1	39.670 110.3	4:46.619	6 - 20.148	37.325 157.5	36.935 115.8	1:34.408	
2 - 20.997	38.963 156.0	38.079 115.4	1:38.039	7 - 20.201	37.277 156.4	36.921 116.9	1:34.399	
3 - 20.471	37.861 157.5	37.642 115.8	1:35.974	8 - 19.954	37.478 157.5	36.961 116.0	1:34.393	
4 - 20.108	37.550 157.5	37.490 116.7	1:35.148	9 - 20.013	37.347 158.2	36.729 116.0	1:34.089	
5 - 19.871	37.885 158.2	37.050 116.0	1:34.806	10 - 19.946	37.263 156.4	36.974 115.8	1:34.183	

MCRCB BULLETIN TK070

2005 Bennetts British Superbike Championship & Superbike Cup WARM-UP - SECTOR ANALYSIS

(contd.)

9	Karl HARRIS	Honda - Honda-Racing.co.uk							
1 - 3:30.886	40.505 146.5	39.191 113.6	4:50.582	5 - 50.828	43.772 106.8	40.349 112.2	2:14.949		
2 - 20.376	37.886 154.2	37.586 116.5	1:35.848	6 - 21.634	40.194 156.7	38.159 114.4	1:39.987		
3 - 19.914	37.177 157.1	37.375 117.7	1:34.466	7 - 19.797	37.593 156.4	40.385	1:37.775P		
4 - 20.351	38.164 151.4	41.931	1:40.446P	8 - 1:14.863	38.264 156.7	39.149 90.7	2:32.276		
10	Julien DA COSTA	Kawasaki - Dienza Performance							
1 - 3:07.761	41.741 147.1	39.563 112.6	4:29.065	5 - 21.532	40.800 135.8	45.472	1:47.804P		
2 - 21.053	38.375 154.2	37.708 114.2	1:37.136	6 - 2:14.915	38.395 154.9	37.385 115.0	3:30.695		
3 - 20.049	37.502 155.3	37.725 117.1	1:35.276	7 - 19.876	37.453 154.9	37.696 115.2	1:35.025		
4 - 20.090	37.663 154.6	37.395 115.0	1:35.148	8 - 22.692	42.930 146.2	47.596	1:53.218P		
11	Ben WILSON	Kawasaki - Vivaldi Racing							
1 - 2:57.697	41.995 145.2	40.383 116.0	4:20.075	6 - 20.062	37.673 156.4	37.071 117.3	1:34.806		
2 - 21.028	38.793 149.7	37.903 117.3	1:37.724	7 - 19.899	37.869 157.1	38.940 115.0	1:36.708		
3 - 20.059	38.571 156.0	37.471 116.7	1:36.101	8 - 20.147	38.154 153.5	37.440 116.5	1:35.741		
4 - 20.193	37.715 155.3	36.961 117.5	1:34.869	9 - 19.973	38.164 154.2	37.318 113.4	1:35.455		
5 - 19.882	37.899 154.2	37.051 117.5	1:34.832	10 - 20.111	37.934 154.9	37.411 111.4	1:35.456		
12	Dean THOMAS	Kawasaki - Hawk Kawasaki							
1 - 3:36.104	42.454 140.9	40.442 113.6	4:59.000	6 - 19.873	37.781 157.1	38.049 118.0	1:35.703		
2 - 20.956	39.233 151.4	38.422 117.5	1:38.611	7 - 19.687	36.876 154.9	37.373 118.0	1:33.936		
3 - 20.221	37.300 152.8	37.787 116.5	1:35.308	8 - 19.951	37.597 153.2	39.648 115.2	1:37.196		
4 - 19.939	37.526 153.2	40.238 114.6	1:37.703	9 - 20.129	37.755 154.2	37.687 116.9	1:35.571		
5 - 20.067	37.409 157.5	37.603 114.2	1:35.079						
14	John McGUINNESS	Honda - Vitrans Racing							
1 - 3:59.403	46.070 128.3	45.683 104.9	X:00.000	3 - 21.173	43.434 147.8	39.940 109.1	1:44.547		
2 - 22.078	41.661 145.2	41.046 110.8	1:44.785	4 - 21.245	46.732 81.3	58.663	2:06.640P		
15	Luke QUIGLEY	Yamaha - Jentin Racing							
1 - 3:39.798	43.696 138.3	42.660 110.8	X:00.000	6 - 20.470	38.245 154.6	38.622 115.2	1:37.337		
2 - 21.723	40.666 148.7	38.797 115.4	1:41.186	7 - 20.372	38.351 155.7	37.863 115.4	1:36.586		
3 - 20.672	39.158 153.2	38.250 115.4	1:38.080	8 - 20.018	37.952 155.3	37.718 115.8	1:35.688		
4 - 20.249	38.632 154.9	38.004 114.4	1:36.885	9 - 20.152	38.006 157.1	37.951 113.8	1:36.109		
5 - 20.337	38.563 150.8	38.117 114.6	1:37.017						
17	Tristan PALMER	Kawasaki - Vivaldi Racing							
1 - 3:05.628	42.030 149.4	41.258 111.2	4:28.916	6 - 20.278	40.390 148.1	38.657 115.0	1:39.325		
2 - 21.091	39.554 154.2	43.892	1:44.537P	7 - 20.287	38.065 155.7	39.522 113.2	1:37.874		
3 - 51.755	40.747 154.2	38.939 113.6	2:11.441	8 - 20.794	40.805 124.7	39.366 115.2	1:40.965		
4 - 20.438	38.913 155.3	39.593 112.2	1:38.944	9 - 20.198	38.000 156.4	37.942 116.0	1:36.140		
5 - 20.262	38.407 156.7	38.273 114.4	1:36.942						
18	James HAYDON	Suzuki - Rizla Suzuki							
1 - 2:57.107	42.322 142.1	40.514 111.6	4:19.943	6 - 19.643	37.149 159.7	37.132 116.5	1:33.924		
2 - 20.954	38.737 156.4	37.802 115.6	1:37.493	7 - 19.631	37.061 157.5	37.106 113.8	1:33.798		
3 - 20.201	38.325 156.4	37.630 118.4	1:36.156	8 - 19.752	37.174 155.7	37.015 117.5	1:33.941		
4 - 19.873	37.134 158.6	37.442 114.4	1:34.449	9 - 19.823	37.398 157.5	37.358 117.1	1:34.579		
5 - 19.912	36.991 157.1	37.463 117.7	1:34.366	10 - 19.813	37.525 154.9	38.004 116.7	1:35.342		

Weather / Track : Cloudy / Dry

Donington Park
Circuit Length = 2.5000 miles.
Start: 09:15 End: 09:31

MCRCB BULLETIN TK070

2005 Bennetts British Superbike Championship & Superbike Cup WARM-UP - SECTOR ANALYSIS

(contd.)

19	Phil GILES	Suzuki - BSD M/C Developments						C
1 - 3:54.459	41.427 150.8	40.301 111.2	X:00.000	6 - 20.546	38.978 151.4	38.817 113.8	1:38.341	
2 - 21.164	39.089 153.2	39.235 111.6	1:39.488	7 - 20.976	39.173 152.8	38.537 113.6	1:38.686	
3 - 20.738	39.007 153.2	38.794 112.4	1:38.539	8 - 20.630	38.833 153.2	38.658 113.4	1:38.121	
4 - 20.464	38.663 153.9	38.934 114.0	1:38.061	9 - 20.600	38.980 152.1	38.629 112.8	1:38.209	
5 - 20.529	38.939 153.5	38.381 113.6	1:37.849					
21	Malcolm ASHLEY	Kawasaki - MAR						C
1 - 5:36.706	42.630 130.3	42.323 100.4	X:00.000	4 - 20.559	38.702 152.8	38.402 111.0	1:37.663	
2 - 22.498	40.821 147.1	39.230 110.5	1:42.549	5 - 20.590	38.438 152.8	38.774 112.0	1:37.802	
3 - 20.623	38.458 150.4	38.645 110.5	1:37.726	6 - 20.516	38.449 152.1	49.445 104.2	1:48.410	
22	Michael PENSAVALLE	Kawasaki - MP Racing						C
1 - 5:06.080	53.176 144.6	41.190 110.3	X:00.000	5 - 20.700	38.855 152.1	38.466 111.8	1:38.021	
2 - 21.272	39.861 149.7	39.179 110.8	1:40.312	6 - 20.730	38.295 152.8	37.921 113.4	1:36.946	
3 - 20.846	39.373 150.1	39.364 112.2	1:39.583	7 - 20.108	37.722 153.2	37.818 114.4	1:35.648	
4 - 20.610	38.561 152.5	38.428 112.4	1:37.599	8 - 20.110	38.236 152.8	37.801 112.6	1:36.147	
24	Richard WREN	Yamaha - Virgin Mobile Samsung						
1 - 3:47.668	45.008 133.4	45.096 109.0	X:00.000	6 - 20.658	38.223 155.3	38.683 114.2	1:37.564	
2 - 22.438	41.871 145.5	48.550 108.8	1:52.859	7 - 20.475	38.557 152.8	39.102 113.0	1:38.134	
3 - 21.584	39.764 151.4	39.530 115.0	1:40.878	8 - 20.431	38.415 156.4	38.467 114.0	1:37.313	
4 - 20.702	38.600 156.4	38.606 113.6	1:37.908	9 - 20.331	38.050 155.3	38.314 114.8	1:36.695	
5 - 20.785	38.587 154.6	38.824 112.2	1:38.196					
25	Dennis HOBBS	Yamaha - Team Nvidia						
1 - 3:22.773	41.466 152.5	40.287 113.2	4:44.526	6 - 19.984	37.233 158.2	37.042 116.9	1:34.259	
2 - 20.994	38.239 155.3	38.261 115.4	1:37.494	7 - 19.855	37.212 158.6	37.181 116.2	1:34.248	
3 - 20.353	38.045 156.0	37.892 115.4	1:36.290	8 - 19.726	37.444 157.1	37.160 116.2	1:34.330	
4 - 20.253	37.778 156.4	37.906 115.4	1:35.937	9 - 19.846	37.170 155.3	37.165 116.5	1:34.181	
5 - 20.468	38.931 157.5	37.705 115.2	1:37.104					
26	Chris MARTIN	Suzuki - Nycom Racing						C
1 - 4:23.822	46.650 142.4	43.290 101.4	X:00.000	5 - 20.217	38.472 154.2	37.814 114.6	1:36.503	
2 - 23.666	42.829 132.6	43.107 84.5	1:49.602	6 - 20.021	38.288 154.9	43.369	1:41.678P	
3 - 23.270	40.409 153.9	38.228 113.4	1:41.907	7 - 1:40.016	39.929 157.9	37.908 116.7	2:57.853	
4 - 20.341	38.721 155.3	38.023 115.6	1:37.085	8 - 19.990	38.026 156.7	37.501 118.0	1:35.517	
33	Michael LAVERTY	Honda - Stobart Honda						
1 - 4:05.013	47.386 141.8	43.073 109.0	X:00.000	6 - 20.044	37.747 159.4	37.994 113.8	1:35.785	
2 - 21.441	39.118 156.7	38.499 115.4	1:39.058	7 - 20.081	37.599 160.1	37.547 114.8	1:35.227	
3 - 20.268	38.059 157.1	38.311 114.2	1:36.638	8 - 19.948	38.111 157.9	38.437 116.0	1:36.496	
4 - 20.161	37.541 157.9	37.470 111.8	1:35.172	9 - 20.137	37.645 158.6	37.367 115.2	1:35.149	
5 - 20.175	38.066 157.5	37.613 113.4	1:35.854					

MCRCB BULLETIN TK070

2005 Bennetts British Superbike Championship & Superbike Cup WARM-UP - SECTOR ANALYSIS

(contd.)

35	Matt LLEWELLYN	Yamaha - AIM Racing						
1 - 3:10.854	43.068 135.0	42.351 109.0	4:36.273	6 - 20.438	37.760 152.8	37.919 113.4	1:36.117	
2 - 21.233	38.757 149.1	40.225 110.5	1:40.215	7 - 20.036	37.538 154.6	37.957 113.6	1:35.531	
3 - 20.650	38.339 148.7	39.605 112.2	1:38.594	8 - 19.905	37.979 153.9	38.224 112.0	1:36.108	
4 - 20.283	37.803 153.5	43.942	1:42.028P	9 - 22.869	48.281 87.8	40.220 113.4	1:51.370	
5 - 51.109	46.410 95.0	41.936 113.0	2:19.455					
36	Gregorio LAVILLA	Ducati - Airwaves Ducati						
1 - 3:05.034	44.972 123.1	52.694	4:42.700P	4 - 4:07.360	40.035 148.4	38.154 111.6	X:00.000	
2 - 3:27.245	42.948 130.5	44.726 99.2	4:54.919	5 - 19.868	36.874 157.1	37.010 116.0	1:33.752	
3 - 22.223	39.229 150.8	52.369	1:53.821P					
37	Danny BEAUMONT	Honda - Team JLL Racing C						
1 - 3:32.401	41.944 139.2	45.690	X:00.000P	5 - 20.241	37.959 154.2	38.103 117.1	1:36.303	
2 - 3:26.382	45.188 121.3	42.607 114.8	4:54.177	6 - 19.868	37.785 151.8	38.078 117.5	1:35.731	
3 - 21.031	39.265 150.4	38.874 117.3	1:39.170	7 - 20.320	38.135 154.9	38.052 115.6	1:36.507	
4 - 20.343	38.183 157.1	38.026 117.7	1:36.552					
42	Dean ELLISON	Honda - Slingshot Racing						
1 - 2:53.975	42.525 143.3	40.623 114.6	4:17.123	6 - 19.850	37.336 159.4	37.573 117.3	1:34.759	
2 - 21.100	38.739 151.4	38.924 114.6	1:38.763	7 - 19.825	37.279 159.0	37.560 115.2	1:34.664	
3 - 20.482	38.048 157.9	38.029 116.5	1:36.559	8 - 19.832	37.365 158.2	37.665 116.5	1:34.862	
4 - 20.145	37.634 156.0	38.005 116.5	1:35.784	9 - 19.749	37.484 159.4	38.290 116.0	1:35.523	
5 - 20.073	37.275 159.4	37.684 116.0	1:35.032	10 - 19.742	37.048 160.1	37.858 115.0	1:34.648	
56	James BUCKINGHAM	Suzuki - Quay Garage Suzuki C						
1 - 4:40.688	47.565 124.7	44.271 100.6	X:00.000	5 - 20.146	37.871 153.5	38.058 114.8	1:36.075	
2 - 21.983	40.568 143.0	41.214 110.6	1:43.765	6 - 20.033	37.744 153.9	37.895 114.8	1:35.672	
3 - 20.612	38.488 151.8	38.671 112.8	1:37.771	7 - 20.067	37.682 152.5	38.109 113.6	1:35.858	
4 - 20.281	39.775 151.1	38.164 114.8	1:38.220	8 - 20.228	37.856 153.2	37.971 112.4	1:36.055	
65	Jonathan REA	Honda - Red Bull Honda						
1 - 3:17.324	40.277 153.5	44.782 115.4	4:42.383	5 - 20.314	37.780 157.9	37.637 116.9	1:35.731	
2 - 20.696	39.244 150.4	38.920 115.2	1:38.860	6 - 20.131	37.779 155.3	38.067 116.5	1:35.977	
3 - 20.458	38.897 149.1	41.149	1:40.504P	7 - 20.130	38.713 149.7	38.537 115.4	1:37.380	
4 - 1:47.571	38.586 154.9	38.507 115.0	3:04.664	8 - 20.157	37.603 157.1	37.644 114.4	1:35.404	
68	Steve BROGAN	Honda - PR Branson Honda C						
1 - 3:48.036	41.241 144.9	39.446 112.6	X:00.000	6 - 20.174	37.964 154.2	38.256 113.0	1:36.394	
2 - 20.664	38.573 152.5	38.477 112.8	1:37.714	7 - 20.390	37.764 154.2	37.809 113.0	1:35.963	
3 - 20.311	38.273 149.1	38.024 112.2	1:36.608	8 - 20.141	37.787 153.5	37.725 113.8	1:35.653	
4 - 20.415	38.313 152.5	38.444 111.2	1:37.172	9 - 19.974	37.584 153.5	37.747 112.8	1:35.305	
5 - 20.273	40.018 117.5	39.516 113.0	1:39.807					
74	Kieran CLARKE	Honda - Hydrex Honda						
1 - 3:27.564	43.304 148.4	41.035 114.6	4:51.903	6 - 20.501	38.167 155.3	38.436 118.4	1:37.104	
2 - 21.254	40.131 153.2	40.143 115.0	1:41.528	7 - 20.266	38.133 157.5	37.927 117.1	1:36.326	
3 - 20.925	38.703 155.3	38.054 117.5	1:37.682	8 - 20.601	38.300 157.1	37.874 117.3	1:36.775	
4 - 20.381	38.394 158.2	38.110 116.7	1:36.885	9 - 20.246	37.978 158.2	37.777 116.9	1:36.001	
5 - 20.541	38.134 157.1	37.974 117.3	1:36.649					

Weather / Track : Cloudy / Dry

Donington Park
Circuit Length = 2.5000 miles.
Start: 09:15 End: 09:31

MCRCB BULLETIN TK070

2005 Bennetts British Superbike Championship & Superbike Cup WARM-UP - SECTOR ANALYSIS

(contd.)

75	Glen RICHARDS				Kawasaki - Hawk Kawasaki			
1 - 3:36.687	42.439 144.6	40.189 115.2	4:59.315	6 - 19.658	37.499 159.4	37.454 115.4	1:34.611	
2 - 20.836	38.601 151.1	37.832 113.2	1:37.269	7 - 19.692	37.074 155.7	36.804 114.2	1:33.570	
3 - 20.003	37.514 155.3	37.360 116.0	1:34.877	8 - 19.738	37.086 157.5	36.866 115.0	1:33.690	
4 - 22.935	39.778 151.8	38.097 114.4	1:40.810	9 - 19.646	37.051 157.1	36.652 116.0	1:33.349	
5 - 19.917	37.142 157.9	36.982 115.0	1:34.041					
77	Marty NUTT				Honda-M Johns Motors/NuttTravel C			
1 - 2:59.988	44.552 141.2	45.318 109.1	4:29.858	6 - 20.153	38.122 157.5	1:10.559 112.4	2:08.834	
2 - 22.024	39.503 153.5	39.695 111.4	1:41.222	7 - 20.391	38.218 156.0	38.189 113.2	1:36.798	
3 - 21.461	42.053 140.6	47.462 111.8	1:50.976	8 - 20.327	37.928 156.4	38.463 112.2	1:36.718	
4 - 20.299	38.321 155.7	38.128 114.0	1:36.748	9 - 20.247	38.929 147.4	38.177 109.7	1:37.353	
5 - 20.239	38.221 157.1	37.834 112.6	1:36.294					
88	Scott SMART				Kawasaki - Vivaldi Racing			
1 - 3:38.372	41.472 150.1	40.465 114.0	X:00.000	6 - 19.870	37.217 155.3	37.296 115.8	1:34.383	
2 - 20.713	38.232 154.6	38.099 115.2	1:37.044	7 - 19.799	37.045 152.8	36.872 115.8	1:33.716	
3 - 20.134	37.324 157.1	37.332 115.4	1:34.790	8 - 19.603	37.139 153.9	36.865 115.2	1:33.607	
4 - 20.025	37.335 153.9	37.186 114.2	1:34.546	9 - 19.719	37.081 153.9	37.257 113.8	1:34.057	
5 - 19.837	37.054 154.2	37.152 115.2	1:34.043					
91	Leon HASLAM				Ducati - Airwaves Ducati			
1 - 2:54.103	41.670 144.3	41.121 113.6	4:16.894	6 - 19.658	36.885 157.1	36.908 119.0	1:33.451	
2 - 20.923	37.960 152.1	38.325 115.6	1:37.208	7 - 19.705	36.946 157.5	37.074 117.1	1:33.725	
3 - 19.768	36.699 157.9	37.056 116.9	1:33.523	8 - 19.703	36.930 158.2	37.034 116.9	1:33.667	
4 - 19.727	36.842 156.7	37.137 117.7	1:33.706	9 - 19.820	39.875 120.4	41.963 112.2	1:41.658	
5 - 19.596	36.758 156.7	36.962 117.1	1:33.316	10 - 20.043	37.308 157.1	37.116 117.5	1:34.467	

MCRCB BULLETIN TK071

2005 Bennetts British Superbike Championship & Superbike Cup WARM-UP - SPEED TRAP - FINISH LINE

POS	NO	CL	NAME	NAT	ENTRY	MPH
1	6		Ryuichi KIYONARI		Honda - HM Plant Honda	123.2
2	3		Gary MASON		Honda - Stobart Honda	120.6
3	4		Steve PLATER		Honda - Hydrex Honda	119.3
4	1		John REYNOLDS		Suzuki - Rizla Suzuki	119.0
5	91		Leon HASLAM		Ducati - Airwaves Ducati	119.0
6	2		Michael RUTTER		Honda - HM Plant Honda	118.8
7	74		Kieran CLARKE		Honda - Hydrex Honda	118.4
8	18		James HAYDON		Suzuki - Rizla Suzuki	118.4
9	26	C	Chris MARTIN		Suzuki - Nycom Racing	118.0
10	12		Dean THOMAS		Kawasaki - Hawk Kawasaki	118.0
11	37	C	Danny BEAUMONT		Honda - Team JLL Racing	117.7
12	9		Karl HARRIS		Honda - Honda-Racing.co.uk	117.7
13	11		Ben WILSON		Kawasaki - Vivaldi Racing	117.5
14	42		Dean ELLISON		Honda - Slingshot Racing	117.3
15	10		Julien DA COSTA		Kawasaki - Dienza Performance	117.1
16	8		Tommy HILL		Yamaha - Virgin Mobile Samsung	116.9
17	25		Dennis HOBBS		Yamaha - Team Nvidia	116.9
18	65		Jonathan REA		Honda - Red Bull Honda	116.9
19	36		Gregorio LAVILLA		Ducati - Airwaves Ducati	116.0
20	17		Tristan PALMER		Kawasaki - Vivaldi Racing	116.0
21	33		Michael LAVERTY		Honda - Stobart Honda	116.0
22	75		Glen RICHARDS		Kawasaki - Hawk Kawasaki	116.0
23	15		Luke QUIGLEY		Yamaha - Jentin Racing	115.8
24	88		Scott SMART		Kawasaki - Vivaldi Racing	115.8
25	24		Richard WREN		Yamaha - Virgin Mobile Samsung	115.0
26	56	C	James BUCKINGHAM		Suzuki - Quay Garage Suzuki	114.8
27	22	C	Michael PENSAVALLE		Kawasaki - MP Racing	114.4
28	5		Sean EMMETT		Yamaha - Virgin Mobile Samsung	114.4
29	19	C	Phil GILES		Suzuki - BSD M/C Developments	114.0
30	77	C	Marty NUTT		Honda-M Johns Motors/NuttTravel	114.0
31	68	C	Steve BROGAN		Honda - PR Branson Honda	113.8
32	35		Matt LLEWELLYN		Yamaha - AIM Racing	113.6
33	21	C	Malcolm ASHLEY		Kawasaki - MAR	112.0
34	14		John McGUINNESS		Honda - Vitrans Racing	110.8

Weather / Track : Cloudy / Dry

Donington Park
Circuit Length = 2.5000 miles.
Start: 09:15 End: 09:31

MCRCB BULLETIN TK071

2005 Bennetts British Superbike Championship & Superbike Cup WARM-UP - SPEED TRAP - SECTOR 2

(contd.)

POS	NO	CL	NAME	NAT	ENTRY	MPH
1	6		Ryuichi KIYONARI		Honda - HM Plant Honda	162.0
2	42		Dean ELLISON		Honda - Slingshot Racing	160.1
3	33		Michael LAVERTY		Honda - Stobart Honda	160.1
4	2		Michael RUTTER		Honda - HM Plant Honda	160.1
5	18		James HAYDON		Suzuki - Rizla Suzuki	159.7
6	75		Glen RICHARDS		Kawasaki - Hawk Kawasaki	159.4
7	25		Dennis HOBBS		Yamaha - Team Nvidia	158.6
8	1		John REYNOLDS		Suzuki - Rizla Suzuki	158.6
9	3		Gary MASON		Honda - Stobart Honda	158.6
10	4		Steve PLATER		Honda - Hydrex Honda	158.6
11	91		Leon HASLAM		Ducati - Airwaves Ducati	158.2
12	8		Tommy HILL		Yamaha - Virgin Mobile Samsung	158.2
13	74		Kieran CLARKE		Honda - Hydrex Honda	158.2
14	26	C	Chris MARTIN		Suzuki - Nycom Racing	157.9
15	65		Jonathan REA		Honda - Red Bull Honda	157.9
16	77	C	Marty NUTT		Honda-M Johns Motors/NuttTravel	157.5
17	12		Dean THOMAS		Kawasaki - Hawk Kawasaki	157.5
18	36		Gregorio LAVILLA		Ducati - Airwaves Ducati	157.1
19	15		Luke QUIGLEY		Yamaha - Jentin Racing	157.1
20	11		Ben WILSON		Kawasaki - Vivaldi Racing	157.1
21	37	C	Danny BEAUMONT		Honda - Team JJJ Racing	157.1
22	88		Scott SMART		Kawasaki - Vivaldi Racing	157.1
23	9		Karl HARRIS		Honda - Honda-Racing.co.uk	157.1
24	17		Tristan PALMER		Kawasaki - Vivaldi Racing	156.7
25	24		Richard WREN		Yamaha - Virgin Mobile Samsung	156.4
26	10		Julien DA COSTA		Kawasaki - Dienza Performance	155.3
27	35		Matt LLEWELLYN		Yamaha - AIM Racing	154.6
28	5		Sean EMMETT		Yamaha - Virgin Mobile Samsung	154.6
29	68	C	Steve BROGAN		Honda - PR Branson Honda	154.2
30	56	C	James BUCKINGHAM		Suzuki - Quay Garage Suzuki	153.9
31	19	C	Phil GILES		Suzuki - BSD M/C Developments	153.9
32	22	C	Michael PENSAVALLE		Kawasaki - MP Racing	153.2
33	21	C	Malcolm ASHLEY		Kawasaki - MAR	152.8
34	14		John McGUINNESS		Honda - Vitrans Racing	147.8

Weather / Track : Cloudy / Dry

msttimina.com

Donington Park
Circuit Length = 2.5000 miles.
Start: 09:15 End: 09:31

Printed - 09:32 Sunday, 25 September 2005

MCRCB BULLETIN TK072

2005 Bennetts British Superbike Championship & Superbike Cup WARM-UP - BEST SECTOR TIMES


SECTOR 1				SECTOR 2				SECTOR 3				IDEAL / BEST COMPARISON			
POS	NO	NAME	TIME	NO	NAME	TIME	NO	NAME	TIME	POS	NO	NAME	IDEAL	BEST	DIFF
1	6	KIYONARI	19.502	91	HASLAM	36.699	6	KIYONARI	36.268	1	6	KIYONARI	1:32.582	1:32.582	0.000
2	1	REYNOLDS	19.536	2	RUTTER	36.748	2	RUTTER	36.590	2	1	REYNOLDS	1:33.007	1:33.169	0.162
3	91	HASLAM	19.596	6	KIYONARI	36.812	1	REYNOLDS	36.595	3	2	RUTTER	1:33.031	1:33.165	0.134
4	88	SMART	19.603	36	LAVILLA	36.874	75	RICHARDS	36.652	4	91	HASLAM	1:33.203	1:33.316	0.113
5	18	HAYDON	19.631	1	REYNOLDS	36.876	8	HILL	36.729	5	75	RICHARDS	1:33.349	1:33.349	0.000
6	75	RICHARDS	19.646	12	THOMAS	36.876	3	MASON	36.846	6	88	SMART	1:33.513	1:33.607	0.094
7	12	THOMAS	19.687	18	HAYDON	36.991	88	SMART	36.865	7	18	HAYDON	1:33.637	1:33.798	0.161
8	2	RUTTER	19.693	88	SMART	37.045	91	HASLAM	36.908	8	3	MASON	1:33.649	1:33.702	0.053
9	3	MASON	19.718	42	ELLISON	37.048	11	WILSON	36.961	9	36	LAVILLA	1:33.752	1:33.752	0.000
10	25	HOBBS	19.726	75	RICHARDS	37.051	36	LAVILLA	37.010	10	8	HILL	1:33.863	1:34.089	0.226
11	42	ELLISON	19.742	3	MASON	37.085	18	HAYDON	37.015	11	12	THOMAS	1:33.936	1:33.936	0.000
12	9	HARRIS	19.797	25	HOBBS	37.170	25	HOBBS	37.042	12	25	HOBBS	1:33.938	1:34.181	0.243
13	4	PLATER	19.818	9	HARRIS	37.177	33	LAVERTY	37.367	13	9	HARRIS	1:34.349	1:34.466	0.117
14	5	EMMETT	19.855	8	HILL	37.263	12	THOMAS	37.373	14	42	ELLISON	1:34.350	1:34.648	0.298
15	36	LAVILLA	19.868	4	PLATER	37.323	9	HARRIS	37.375	15	11	WILSON	1:34.516	1:34.806	0.290
16	37	BEAUMONT	19.868	10	COSTA	37.453	10	COSTA	37.385	16	4	PLATER	1:34.533	1:34.789	0.256
17	8	HILL	19.871	5	EMMETT	37.538	4	PLATER	37.392	17	10	COSTA	1:34.714	1:35.025	0.311
18	10	COSTA	19.876	35	LLEWELLYN	37.538	26	MARTIN	37.501	18	33	LAVERTY	1:34.856	1:35.149	0.293
19	11	WILSON	19.882	33	LAVERTY	37.541	5	EMMETT	37.510	19	5	EMMETT	1:34.903	1:34.971	0.068
20	35	LLEWELLYN	19.905	68	BROGAN	37.584	42	ELLISON	37.560	20	68	BROGAN	1:35.283	1:35.305	0.022
21	33	LAVERTY	19.948	65	REA	37.603	65	REA	37.637	21	35	LLEWELLYN	1:35.362	1:35.531	0.169
22	68	BROGAN	19.974	11	WILSON	37.673	15	QUIGLEY	37.718	22	65	REA	1:35.370	1:35.404	0.034
23	26	MARTIN	19.990	56	BUCKINGHAM	37.682	68	BROGAN	37.725	23	26	MARTIN	1:35.517	1:35.517	0.000
24	15	QUIGLEY	20.018	22	PENSAVALLE	37.722	74	CLARKE	37.777	24	56	BUCKINGHAM	1:35.610	1:35.672	0.062
25	56	BUCKINGHAM	20.033	37	BEAUMONT	37.785	22	PENSAVALLE	37.801	25	22	PENSAVALLE	1:35.631	1:35.648	0.017
26	22	PENSAVALLE	20.108	77	NUTT	37.928	77	NUTT	37.834	26	37	BEAUMONT	1:35.679	1:35.731	0.052
27	65	REA	20.130	15	QUIGLEY	37.952	56	BUCKINGHAM	37.895	27	15	QUIGLEY	1:35.688	1:35.688	0.000
28	77	NUTT	20.153	74	CLARKE	37.978	35	LLEWELLYN	37.919	28	77	NUTT	1:35.915	1:36.294	0.379
29	17	PALMER	20.198	17	PALMER	38.000	17	PALMER	37.942	29	74	CLARKE	1:36.001	1:36.001	0.000
30	74	CLARKE	20.246	26	MARTIN	38.026	37	BEAUMONT	38.026	30	17	PALMER	1:36.140	1:36.140	0.000
31	24	WREN	20.331	24	WREN	38.050	24	WREN	38.314	31	24	WREN	1:36.695	1:36.695	0.000
32	19	GILES	20.464	21	ASHLEY	38.438	19	GILES	38.381	32	21	ASHLEY	1:37.356	1:37.663	0.307
33	21	ASHLEY	20.516	19	GILES	38.663	21	ASHLEY	38.402	33	19	GILES	1:37.508	1:37.849	0.341
34	14	McGUINNESS	21.173	14	McGUINNESS	41.661	14	McGUINNESS	39.940	34	14	McGUINNESS	1:42.774	1:44.547	1.773
												Perfect Lap	1:32.469		

Weather / Track : Cloudy / Dry

Donington Park
Circuit Length = 2.5000 miles
Start: 09:15 End: 09:31

MCRCB BULLETIN TK073

**2005 Bennetts British Superbike Championship & Superbike Cup
FINAL GRID - RACES 2 & 5**

ROW 9			1:35.959 19 GILES		1:35.710 21 ASHLEY
ROW 8	1:35.454 22 PENSAVALLE	1:35.164 15 QUIGLEY	1:35.040 24 WREN		1:34.851 26 MARTIN
ROW 7		1:34.497 37 BEAUMONT	1:34.412 35 LLEWELLYN	1:34.115 68 BROGAN	1:34.089 17 PALMER
ROW 6	1:34.086 14 MCGUINNESS	1:33.960 33 LAVERTY	1:33.959 65 REA		1:33.882 42 ELLISON
ROW 5		1:33.870 5 EMMETT	1:33.866 11 WILSON	1:33.750 74 CLARKE	1:33.631 56 BUCKINGHAM
ROW 4	1:33.564 10 DA COSTA	1:33.529 4 PLATER	1:33.513 8 HILL		1:33.448 77 NUTT
ROW 3		1:33.202 88 SMART	1:33.097 3 MASON	1:32.911 25 HOBBS	1:32.903 9 HARRIS
ROW 2	1:32.804 12 THOMAS	1:32.612 1 REYNOLDS	1:32.342 18 HAYDON		1:32.290 75 RICHARDS
ROW 1		1:32.117 6 KIYONARI	1:32.050 2 RUTTER	1:31.662 91 HASLAM	1:31.458 36 LAVILLA
					POLE
					

Weather / Track : Sunny / Dry

These results are provisional until the conclusion of any judicial and technical matters.

Donington Park
Circuit Length = 2.5000 miles.
Start: 14:45 End: 15:36

Race Director:	Stewards:	Timekeeper:
----------------	-----------	-------------

MCRCB BULLETIN TK100

2005 Bennetts British Superbike Championship & Superbike Cup RACE CLASSIFICATION - RACE 2

POS	NO	CL	NAME	NAT	ENTRY	TIME	LAPS	GAP	MPH	BEST
1	36		Gregorio LAVILLA		Ducati - Airwaves Ducati	30:49.746	20		97.25	1:31.718
2	6		Ryuichi KIYONARI		Honda - HM Plant Honda	30:51.800	20	2.054	97.14	1:31.904
3	91		Leon HASLAM		Ducati - Airwaves Ducati	31:01.602	20	11.856	96.63	1:32.332
4	75		Glen RICHARDS		Kawasaki - Hawk Kawasaki	31:04.202	20	14.456	96.49	1:32.570
5	1		John REYNOLDS		Suzuki - Rizla Suzuki	31:09.329	20	19.583	96.23	1:32.149
6	2		Michael RUTTER		Honda - HM Plant Honda	31:18.677	20	28.931	95.75	1:32.611
7	88		Scott SMART		Kawasaki - Vivaldi Racing	31:28.132	20	38.386	95.27	1:33.661
8	8		Tommy HILL		Yamaha - Virgin Mobile Samsung	31:28.577	20	38.831	95.25	1:33.378
9	12		Dean THOMAS		Kawasaki - Hawk Kawasaki	31:28.667	20	38.921	95.24	1:33.609
10	3		Gary MASON		Honda - Stobart Honda	31:28.930	20	39.184	95.23	1:33.231
11	4		Steve PLATER		Honda - Hydrex Honda	31:32.542	20	42.796	95.05	1:33.576
12	11		Ben WILSON		Kawasaki - Vivaldi Racing	31:38.003	20	48.257	94.77	1:33.940
13	5		Sean EMMETT		Yamaha - Virgin Mobile Samsung	31:40.020	20	50.274	94.67	1:34.166
14	10		Julien DA COSTA		Kawasaki - Dienza Performance	31:53.923	20	1:04.177	93.98	1:34.368
15	56	C	James BUCKINGHAM		Suzuki - Quay Garage Suzuki	31:56.242	20	1:06.496	93.87	1:35.017
16	26	C	Chris MARTIN		Suzuki - Nycom Racing	31:56.627	20	1:06.881	93.85	1:34.636
17	37	C	Danny BEAUMONT		Honda - Team JJJ Racing	31:58.704	20	1:08.958	93.75	1:34.987
18	42		Dean ELLISON		Honda - Slingshot Racing	31:58.936	20	1:09.190	93.74	1:34.846
19	65		Jonathan REA		Honda - Red Bull Honda	31:59.311	20	1:09.565	93.72	1:34.790
20	17		Tristan PALMER		Kawasaki - Vivaldi Racing	32:02.371	20	1:12.625	93.57	1:35.147
21	15		Luke QUIGLEY		Yamaha - Jentin Racing	32:05.682	20	1:15.936	93.41	1:34.837
22	35		Matt LLEWELLYN		Yamaha - AIM Racing	32:11.057	20	1:21.311	93.15	1:35.296
23	77	C	Marty NUTT		Honda-M Johns Motors/NuttTravel	32:18.181	20	1:28.435	92.81	1:34.835
24	19	C	Phil GILES		Suzuki - BSD M/C Developments	32:24.828	20	1:35.082	92.49	1:36.052
25	21	C	Malcolm ASHLEY		Kawasaki - MAR	32:25.331	20	1:35.585	92.47	1:35.875
26	22	C	Michael PENSAVALLE		Kawasaki - MP Racing	32:25.362	20	1:35.616	92.47	1:35.578

NOT CLASSIFIED

33			Michael LAVERTY		Honda - Stobart Honda	30:01.737	19	D.N.F.	94.84	1:34.079
25			Dennis HOBBS		Yamaha - Team Nvidia	12:46.751	8	D.N.F.	93.75	1:33.986
24			Richard WREN		Yamaha - Virgin Mobile Samsung	11:27.266	7	D.N.F.	91.50	1:36.017
9			Karl HARRIS		Honda - Honda-Racing.co.uk	6:36.278	4	D.N.F.	90.56	1:35.041
68	C		Steve BROGAN		Honda - PR Branson Honda	1:53.415	1	D.N.F.	78.37	
18			James HAYDON		Suzuki - Rizla Suzuki		0	D.N.F.	N/A	
74			Kieran CLARKE		Honda - Hydrex Honda		0	D.N.F.	N/A	

FASTEST LAP

36			Gregorio LAVILLA		Ducati - Airwaves Ducati	1:31.718	16	98.12mph	157.91kph	
26	C		Chris MARTIN		Suzuki - Nycom Racing	1:34.636	7	95.10mph	153.05kph	

New Lap Record

Weather / Track : Sunny / Dry

These results are provisional until the conclusion of any judicial and technical matters.

Donington Park

Circuit Length = 2.5000 miles.

Start: 13:15 End: 13:48

Race Director:	Stewards:	Timekeeper:
----------------	-----------	-------------

MCRCB BULLETIN TK101

**2005 Bennetts British Superbike Championship & Superbike Cup
RACE 2 - LAP CHART**

Lap 1			Lap 2			Lap 3			Lap 4			Lap 5		
No	Behind	Laptime	No	Behind	Laptime	No	Behind	Laptime	No	Behind	Laptime	No	Behind	Laptime
36		1:36.762	36		1:32.385	36		1:32.432	36		1:32.321	36		1:32.746
91	0.415	1:37.177	91	1.093	1:33.063	6	1.704	1:32.903	6	1.634	1:32.251	6	1.181	1:32.293
2	0.811	1:37.573	6	1.233	1:32.430	91	1.899	1:33.238	91	2.061	1:32.483	91	1.824	1:32.509
6	1.188	1:37.950	2	1.952	1:33.526	2	2.612	1:33.092	75	3.358	1:32.834	75	3.403	1:32.791
75	1.375	1:38.137	75	2.330	1:33.340	75	2.845	1:32.947	2	4.121	1:33.830	1	4.994	1:33.393
1	2.171	1:38.933	1	3.084	1:33.298	1	3.703	1:33.051	1	4.347	1:32.965	2	5.452	1:34.077
12	2.453	1:39.215	12	4.650	1:34.582	12	6.128	1:33.910	12	7.938	1:34.131	12	9.327	1:34.135
9	2.902	1:39.664	9	5.558	1:35.041	88	8.070	1:34.454	88	9.547	1:33.798	88	11.140	1:34.339
25	3.308	1:40.070	88	6.048	1:34.751	8	8.363	1:34.661	8	9.946	1:33.904	8	11.469	1:34.269
3	3.369	1:40.131	8	6.134	1:35.001	33	9.199	1:35.058	33	11.027	1:34.149	33	12.449	1:34.168
8	3.518	1:40.280	25	6.359	1:35.436	9	9.496	1:36.370	11	12.258	1:34.711	3	14.029	1:33.879
88	3.682	1:40.444	33	6.573	1:34.764	25	9.688	1:35.761	3	12.896	1:35.259	11	14.352	1:34.840
33	4.194	1:40.956	11	6.787	1:34.466	11	9.868	1:35.513	5	13.687	1:35.444	4	14.691	1:33.699
11	4.706	1:41.468	3	7.353	1:36.369	3	9.958	1:35.037	4	13.738	1:34.641	5	15.600	1:34.659
10	4.954	1:41.716	5	8.004	1:35.078	5	10.564	1:34.992	25	15.113	1:37.746	25	17.487	1:35.120
5	5.311	1:42.073	10	8.601	1:36.032	10	11.232	1:35.063	56	15.386	1:35.798	56	18.023	1:35.383
56	5.594	1:42.356	56	9.009	1:35.800	4	11.418	1:34.621	10	15.413	1:36.502	26	18.308	1:35.340
26	5.893	1:42.655	4	9.229	1:35.678	56	11.909	1:35.332	26	15.714	1:35.503	10	18.613	1:35.946
4	5.936	1:42.698	26	9.566	1:36.058	26	12.532	1:35.398	65	17.178	1:36.176	65	20.192	1:35.760
65	6.399	1:43.161	65	9.775	1:35.761	65	13.323	1:35.980	37	17.590	1:35.961	37	20.714	1:35.870
37	6.857	1:43.619	37	10.557	1:36.085	37	13.950	1:35.825	17	18.642	1:36.129	17	21.167	1:35.271
15	7.623	1:44.385	17	11.446	1:36.100	17	14.834	1:35.820	42	18.862	1:35.752	42	21.792	1:35.676
17	7.731	1:44.493	15	11.618	1:36.380	42	15.431	1:35.961	15	19.106	1:35.519	15	22.392	1:36.032
42	7.825	1:44.587	42	11.902	1:36.462	15	15.908	1:36.722	35	19.762	1:35.845	35	22.710	1:35.694
35	8.038	1:44.800	35	12.253	1:36.600	35	16.238	1:36.417	9	22.378	1:45.203P	24	28.191	1:36.835
19	8.340	1:45.102	19	13.492	1:37.537	19	18.862	1:37.802	24	24.102	1:37.112	21	28.676	1:36.674
21	8.907	1:45.669	24	14.273	1:37.330	24	19.311	1:37.470	22	24.467	1:36.826	22	28.984	1:37.263
22	8.972	1:45.734	21	14.659	1:38.137	21	19.640	1:37.413	21	24.748	1:37.429	19	29.004	1:36.849
24	9.328	1:46.090	22	14.926	1:38.339	22	19.962	1:37.468	19	24.901	1:38.360	77	36.644	1:36.263
68	16.653	1:53.415P	77	25.716	1:36.565	77	29.508	1:36.224	77	33.127	1:35.940			
77	21.536	1:58.298												

MCRCB BULLETIN TK101

**2005 Bennetts British Superbike Championship & Superbike Cup
RACE 2 - LAP CHART**

(contd.)

Lap 6			Lap 7			Lap 8			Lap 9			Lap 10		
No	Behind	Laptime	No	Behind	Laptime	No	Behind	Laptime	No	Behind	Laptime	No	Behind	Laptime
36		1:32.281	36		1:32.220	36		1:31.911	36		1:32.057	36		1:32.226
6	1.248	1:32.348	6	0.979	1:31.951	6	1.276	1:32.208	6	1.123	1:31.904	6	1.019	1:32.122
91	2.063	1:32.520	91	2.266	1:32.423	91	2.687	1:32.332	91	3.146	1:32.516	91	4.191	1:33.271
75	4.093	1:32.971	75	4.712	1:32.839	75	5.456	1:32.655	75	6.339	1:32.940	75	7.089	1:32.976
1	5.133	1:32.420	1	5.062	1:32.149	1	5.917	1:32.766	1	6.672	1:32.812	1	7.592	1:33.146
2	6.493	1:33.322	2	7.313	1:33.040	2	8.013	1:32.611	2	8.907	1:32.951	2	10.118	1:33.437
12	11.034	1:33.988	12	12.423	1:33.609	12	14.296	1:33.784	12	16.686	1:34.447	12	19.016	1:34.556
88	12.966	1:34.107	8	14.351	1:33.378	8	15.871	1:33.431	8	17.619	1:33.805	8	19.547	1:34.154
8	13.193	1:34.005	88	14.786	1:34.040	88	16.536	1:33.661	88	18.383	1:33.904	88	20.178	1:34.021
33	14.485	1:34.317	33	16.674	1:34.409	3	19.358	1:34.246	3	21.169	1:33.868	3	23.039	1:34.096
3	15.840	1:34.092	3	17.023	1:33.403	33	20.060	1:35.297	11	22.706	1:34.428	11	24.726	1:34.246
11	16.440	1:34.369	11	18.160	1:33.940	11	20.335	1:34.086	4	23.301	1:34.632	4	25.178	1:34.103
4	16.536	1:34.126	4	18.566	1:34.250	4	20.726	1:34.071	33	23.555	1:35.552	33	25.878	1:34.549
5	17.666	1:34.347	5	19.750	1:34.304	5	22.365	1:34.526	5	24.935	1:34.627	5	26.902	1:34.193
25	19.747	1:34.541	25	21.618	1:34.091	25	23.693	1:33.986	10	28.573	1:34.946	10	31.318	1:34.971
56	20.884	1:35.142	10	23.227	1:34.388	10	25.684	1:34.368	26	30.021	1:35.008	26	33.039	1:35.244
10	21.059	1:34.727	56	23.681	1:35.017	26	27.070	1:35.098	56	30.856	1:35.207	56	33.785	1:35.155
26	21.467	1:35.440	26	23.883	1:34.636	56	27.706	1:35.936	37	34.232	1:35.658	37	37.388	1:35.382
65	23.287	1:35.376	65	26.549	1:35.482	65	30.256	1:35.618	17	34.488	1:35.869	17	37.831	1:35.569
37	23.651	1:35.218	17	26.992	1:35.179	37	30.631	1:35.148	65	35.376	1:37.177	42	38.339	1:35.130
17	24.033	1:35.147	37	27.394	1:35.963	17	30.676	1:35.595	42	35.435	1:36.075	65	38.760	1:35.610
42	24.686	1:35.175	15	27.883	1:35.133	15	30.930	1:34.958	15	35.579	1:36.706	15	39.029	1:35.676
15	24.970	1:34.859	42	28.043	1:35.577	42	31.417	1:35.285	35	36.022	1:35.654	35	39.525	1:35.729
35	25.725	1:35.296	35	28.959	1:35.454	35	32.425	1:35.377	21	45.197	1:36.816	21	50.320	1:37.349
24	31.927	1:36.017	24	36.119	1:36.412	21	40.438	1:35.995	22	47.779	1:36.766	19	52.400	1:36.648
21	32.270	1:35.875	21	36.354	1:36.304	19	42.810	1:36.851	19	47.978	1:37.225	22	52.654	1:37.101
22	32.949	1:36.246	19	37.870	1:36.746	22	43.070	1:36.621	77	52.252	1:36.023	77	55.611	1:35.585
19	33.344	1:36.621	22	38.360	1:37.631	77	48.286	1:36.225						
77	40.142	1:35.779	77	43.972	1:36.050									

New Lap Record
Weather / Track : Sunny / Dry

Donington Park
Circuit Length = 2.5000 miles.
Start: 13:15 End: 13:48

MCRCB BULLETIN TK101

**2005 Bennetts British Superbike Championship & Superbike Cup
RACE 2 - LAP CHART**

(contd.)

Lap 11			Lap 12			Lap 13			Lap 14			Lap 15		
No	Behind	Laptime	No	Behind	Laptime	No	Behind	Laptime	No	Behind	Laptime	No	Behind	Laptime
36		1:32.298	36		1:32.359	36		1:32.449	36		1:32.269	36		1:32.026
6	0.688	1:31.967	6	0.262	1:31.933	6	0.321	1:32.508	6	0.349	1:32.297	6	1.901	1:33.578
91	5.051	1:33.158	91	5.894	1:33.202	91	6.438	1:32.993	91	6.986	1:32.817	91	8.141	1:33.181
75	7.817	1:33.026	75	8.040	1:32.582	75	8.238	1:32.647	75	8.539	1:32.570	75	9.345	1:32.832
1	8.155	1:32.861	1	8.851	1:33.055	1	9.458	1:33.056	1	9.598	1:32.409	1	10.261	1:32.689
2	11.148	1:33.328	2	12.443	1:33.654	2	15.013	1:35.019	2	16.860	1:34.116	2	18.858	1:34.024
12	20.957	1:34.239	12	22.764	1:34.166	12	24.691	1:34.376	12	26.615	1:34.193	12	28.678	1:34.089
8	21.460	1:34.211	8	23.361	1:34.260	8	25.057	1:34.145	8	26.853	1:34.065	8	28.882	1:34.055
88	22.010	1:34.130	88	23.902	1:34.251	88	25.730	1:34.277	88	27.380	1:33.919	88	29.180	1:33.826
3	24.796	1:34.055	3	26.507	1:34.070	3	28.238	1:34.180	3	29.844	1:33.875	3	31.832	1:34.014
11	26.943	1:34.515	4	29.159	1:34.519	4	30.776	1:34.066	4	32.307	1:33.800	4	34.209	1:33.928
4	26.999	1:34.119	11	29.463	1:34.879	11	31.165	1:34.151	11	32.926	1:34.030	11	34.929	1:34.029
33	27.822	1:34.242	33	29.860	1:34.397	33	31.743	1:34.332	33	33.682	1:34.208	33	35.735	1:34.079
5	28.770	1:34.166	5	30.653	1:34.242	5	32.663	1:34.459	5	35.062	1:34.668	5	37.659	1:34.623
10	34.000	1:34.980	10	36.466	1:34.825	10	38.900	1:34.883	10	41.929	1:35.298	10	45.244	1:35.341
26	36.345	1:35.604	26	39.532	1:35.546	26	42.697	1:35.614	26	45.822	1:35.394	56	50.026	1:35.702
56	36.887	1:35.400	56	39.907	1:35.379	56	43.127	1:35.669	56	46.350	1:35.492	26	50.251	1:36.455
37	40.656	1:35.566	42	43.820	1:35.292	42	46.907	1:35.536	42	49.972	1:35.334	42	53.338	1:35.392
42	40.887	1:34.846	37	44.384	1:36.087	37	47.747	1:35.812	37	50.663	1:35.185	37	53.976	1:35.339
17	41.287	1:35.754	17	44.674	1:35.746	17	48.105	1:35.880	17	51.559	1:35.723	65	55.144	1:35.431
15	41.568	1:34.837	65	44.846	1:35.318	65	48.257	1:35.860	65	51.739	1:35.751	17	55.429	1:35.896
65	41.887	1:35.425	15	45.095	1:35.886	15	48.551	1:35.905	15	52.539	1:36.257	15	55.777	1:35.264
35	42.720	1:35.493	35	46.112	1:35.751	35	49.401	1:35.738	35	53.127	1:35.995	35	56.724	1:35.623
21	54.484	1:36.462	21	59.311	1:37.186	21	1:03.784	1:36.922	77	1:07.416	1:34.886	77	1:10.225	1:34.835
19	56.854	1:36.752	19	1:01.133	1:36.638	77	1:04.799	1:35.108	21	1:08.102	1:36.587	21	1:12.771	1:36.695
22	57.136	1:36.780	22	1:01.318	1:36.541	19	1:05.263	1:36.579	19	1:09.272	1:36.278	22	1:13.086	1:35.578
77	59.142	1:35.829	77	1:02.140	1:35.357	22	1:05.680	1:36.811	22	1:09.534	1:36.123	19	1:13.636	1:36.390

New Lap Record
Weather / Track : Sunny / Dry

Donington Park
Circuit Length = 2.5000 miles.
Start: 13:15 End: 13:48

MCRCB BULLETIN TK101

**2005 Bennetts British Superbike Championship & Superbike Cup
RACE 2 - LAP CHART**

(contd.)

Lap 16			Lap 17			Lap 18			Lap 19			Lap 20		
No	Behind	Laptime	No	Behind	Laptime	No	Behind	Laptime	No	Behind	Laptime	No	Behind	Laptime
36		1:31.718	36		1:32.615	36		1:32.691	36		1:31.975	36		1:32.005
6	2.381	1:32.198	6	2.098	1:32.332	6	1.336	1:31.929	6	1.413	1:32.052	6	2.054	1:32.646
91	9.182	1:32.759	91	9.390	1:32.823	91	9.127	1:32.428	91	10.145	1:32.993	91	11.856	1:33.716
75	10.302	1:32.675	75	10.461	1:32.774	75	10.705	1:32.935	75	12.100	1:33.370	75	14.456	1:34.361
1	13.035	1:34.492	1	13.739	1:33.319	1	14.839	1:33.791	1	16.937	1:34.073	1	19.583	1:34.651
2	21.115	1:33.975	2	22.592	1:34.092	2	24.071	1:34.170	2	26.279	1:34.183	2	28.931	1:34.657
12	31.261	1:34.301	12	32.653	1:34.007	12	33.860	1:33.898	88	36.214	1:34.051	88	38.386	1:34.177
8	31.729	1:34.565	88	33.147	1:33.894	88	34.138	1:33.682	12	36.275	1:34.390	8	38.831	1:34.317
88	31.868	1:34.406	8	33.428	1:34.314	8	34.569	1:33.832	8	36.519	1:33.925	12	38.921	1:34.651
3	34.070	1:33.956	3	35.106	1:33.651	3	35.810	1:33.395	3	37.066	1:33.231	3	39.184	1:34.123
4	36.458	1:33.967	4	37.419	1:33.576	4	38.338	1:33.610	4	40.354	1:33.991	4	42.796	1:34.447
11	37.203	1:33.992	11	38.982	1:34.394	11	40.589	1:34.298	11	43.299	1:34.685	11	48.257	1:36.963
33	38.161	1:34.144	33	39.792	1:34.246	33	41.363	1:34.262	33	43.996	1:34.608	5	50.274	1:35.435
5	40.733	1:34.792	5	42.562	1:34.444	5	44.245	1:34.374	5	46.844	1:34.574	10	1:04.177	1:37.013
10	49.006	1:35.480	10	52.215	1:35.824	10	55.257	1:35.733	10	59.169	1:35.887	56	1:06.496	1:35.196
56	53.975	1:35.667	56	57.010	1:35.650	56	1:00.194	1:35.875	56	1:03.305	1:35.086	26	1:06.881	1:35.155
26	54.319	1:35.786	26	57.219	1:35.515	26	1:00.379	1:35.851	26	1:03.731	1:35.327	37	1:08.958	1:35.454
42	57.074	1:35.454	42	59.704	1:35.245	37	1:02.497	1:35.099	37	1:05.509	1:34.987	42	1:09.190	1:35.312
37	57.351	1:35.093	37	1:00.089	1:35.353	42	1:02.849	1:35.836	42	1:05.883	1:35.009	65	1:09.565	1:35.442
65	58.609	1:35.183	65	1:00.999	1:35.005	65	1:03.098	1:34.790	65	1:06.128	1:35.005	17	1:12.625	1:36.376
17	59.132	1:35.421	17	1:02.074	1:35.557	17	1:04.672	1:35.289	17	1:08.254	1:35.557	15	1:15.936	1:38.096
15	59.256	1:35.197	15	1:02.584	1:35.943	15	1:05.559	1:35.666	15	1:09.845	1:36.261	35	1:21.311	1:37.638
35	1:01.482	1:36.476	35	1:06.007	1:37.140	35	1:10.686	1:37.370	35	1:15.678	1:36.967	77	1:28.435	1:37.483
77	1:13.714	1:35.207	77	1:16.242	1:35.143	77	1:19.099	1:35.548	77	1:22.957	1:35.833	19	1:35.082	1:37.241
22	1:17.586	1:36.218	19	1:21.676	1:36.321	19	1:25.158	1:36.173	19	1:29.846	1:36.663	21	1:35.585	1:36.999
19	1:17.970	1:36.052	22	1:21.937	1:36.966	22	1:25.493	1:36.247	21	1:30.591	1:36.497	22	1:35.616	1:36.603
21	1:18.411	1:37.358	21	1:22.356	1:36.560	21	1:26.069	1:36.404	22	1:31.018	1:37.500			

New Lap Record
Weather / Track : Sunny / Dry

Donington Park
Circuit Length = 2.5000 miles.
Start: 13:15 End: 13:48

MCRCB BULLETIN TK102

2005 Bennetts British Superbike Championship & Superbike Cup RACE 2 - SECTOR ANALYSIS

1		John REYNOLDS				Suzuki - Rizla Suzuki			
1 - 23.886	37.782 156.4	37.265 118.0	1:38.933	11 - 19.427	36.706 156.0	36.728 118.2	1:32.861		
2 - 19.583	36.807 158.2	36.908 116.7	1:33.298	12 - 19.442	36.869 157.5	36.744 119.3	1:33.055		
3 - 19.595	36.860 159.0	36.596 117.1	1:33.051	13 - 19.512	37.008 156.7	36.536 118.4	1:33.056		
4 - 19.383	36.984 158.2	36.598 118.8	1:32.965	14 - 19.424	36.739 157.1	36.246 118.4	1:32.409		
5 - 19.615	36.999 156.7	36.779 117.7	1:33.393	15 - 19.512	36.926 156.0	36.251 117.7	1:32.689		
6 - 19.409	36.779 157.9	36.232 118.0	1:32.420	16 - 19.496	38.462 155.3	36.534 115.8	1:34.492		
7 - 19.219	36.643 157.5	36.287 118.6	1:32.149	17 - 19.524	37.110 156.0	36.685 117.5	1:33.319		
8 - 19.360	36.744 157.9	36.662 118.6	1:32.766	18 - 19.727	37.189 154.6	36.875 115.0	1:33.791		
9 - 19.432	36.926 156.0	36.454 118.2	1:32.812	19 - 19.841	37.282 156.4	36.950 115.8	1:34.073		
10 - 19.359	36.918 155.7	36.869 115.6	1:33.146	20 - 19.825	37.382 152.8	37.444 114.6	1:34.651		
2		Michael RUTTER				Honda - HM Plant Honda			
1 - 23.354	37.308 159.7	36.911 116.5	1:37.573	11 - 19.677	37.174 159.0	36.477 117.1	1:33.328		
2 - 19.855	37.182 159.4	36.489 116.9	1:33.526	12 - 19.784	37.126 158.2	36.744 117.3	1:33.654		
3 - 19.658	36.818 159.4	36.616 116.5	1:33.092	13 - 19.656	38.433 157.9	36.930 116.5	1:35.019		
4 - 19.687	37.574 158.2	36.569 115.2	1:33.830	14 - 19.892	37.271 159.0	36.953 116.7	1:34.116		
5 - 19.706	37.122 157.9	37.249 118.2	1:34.077	15 - 19.828	37.422 157.5	36.774 117.7	1:34.024		
6 - 19.676	37.037 160.5	36.609 117.3	1:33.322	16 - 19.819	37.446 157.5	36.710 116.9	1:33.975		
7 - 19.501	37.144 159.7	36.395 117.5	1:33.040	17 - 19.810	37.488 158.6	36.794 116.5	1:34.092		
8 - 19.462	36.830 160.5	36.319 117.5	1:32.611	18 - 19.741	37.470 157.1	36.959 115.6	1:34.170		
9 - 19.481	37.059 160.1	36.411 118.0	1:32.951	19 - 19.956	37.316 160.1	36.911 116.9	1:34.183		
10 - 19.568	37.063 158.2	36.806 116.9	1:33.437	20 - 19.997	37.780 156.0	36.880 111.4	1:34.657		
3		Gary MASON				Honda - Stobart Honda			
1 - 24.118	38.001 155.3	38.012 115.8	1:40.131	11 - 19.869	37.078 158.2	37.108 119.9	1:34.055		
2 - 19.752	37.137 159.7	39.480 118.8	1:36.369	12 - 19.802	37.216 158.6	37.052 116.0	1:34.070		
3 - 19.816	36.951 154.2	38.270 120.2	1:35.037	13 - 19.777	37.013 157.1	37.390 118.0	1:34.180		
4 - 20.074	37.827 157.9	37.358 116.5	1:35.259	14 - 19.665	37.123 157.5	37.087 117.5	1:33.875		
5 - 19.792	37.061 156.4	37.026 118.2	1:33.879	15 - 19.905	37.148 159.0	36.961 119.0	1:34.014		
6 - 19.785	37.155 157.5	37.152 119.7	1:34.092	16 - 19.791	37.272 158.2	36.893 115.6	1:33.956		
7 - 19.485	36.995 156.7	36.923 119.0	1:33.403	17 - 19.612	36.980 158.2	37.059 119.3	1:33.651		
8 - 19.700	37.347 157.9	37.199 116.7	1:34.246	18 - 19.693	36.899 157.9	36.803 121.1	1:33.395		
9 - 19.615	37.118 159.0	37.135 118.0	1:33.868	19 - 19.686	36.722 158.6	36.823 118.4	1:33.231		
10 - 19.696	37.243 157.9	37.157 119.7	1:34.096	20 - 19.689	36.893 154.2	37.541 121.3	1:34.123		
4		Steve PLATER				Honda - Hydrex Honda			
1 - 25.125	39.036 157.1	38.537 116.9	1:42.698	11 - 19.647	37.306 156.7	37.166 118.4	1:34.119		
2 - 20.106	37.472 159.0	38.100 118.6	1:35.678	12 - 19.950	37.459 159.7	37.110 117.1	1:34.519		
3 - 19.886	37.338 159.0	37.397 117.5	1:34.621	13 - 19.791	37.255 158.2	37.020 117.5	1:34.066		
4 - 19.753	37.694 159.7	37.194 118.0	1:34.641	14 - 19.727	37.168 156.7	36.905 118.8	1:33.800		
5 - 19.691	37.020 158.2	36.988 118.4	1:33.699	15 - 19.774	37.093 157.9	37.061 116.9	1:33.928		
6 - 19.676	37.315 158.6	37.135 119.3	1:34.126	16 - 19.720	37.328 157.5	36.919 117.3	1:33.967		
7 - 19.665	37.198 159.0	37.387 118.2	1:34.250	17 - 19.671	37.120 158.2	36.785 116.9	1:33.576		
8 - 19.742	37.059 157.9	37.270 116.5	1:34.071	18 - 19.615	37.218 157.9	36.777 117.3	1:33.610		
9 - 19.686	37.398 159.7	37.548 117.3	1:34.632	19 - 19.823	37.103 157.1	37.065 116.5	1:33.991		
10 - 19.589	37.343 157.5	37.171 117.5	1:34.103	20 - 19.816	37.348 156.0	37.283 116.5	1:34.447		

New Lap Record
Weather / Track : Sunny / Dry

Donington Park
Circuit Length = 2.5000 miles.
Start: 13:15 End: 13:48

MCRCB BULLETIN TK102

2005 Bennetts British Superbike Championship & Superbike Cup RACE 2 - SECTOR ANALYSIS

(contd.)

5		Sean EMMETT				Yamaha - Virgin Mobile Samsung			
1 - 24.890	38.721 151.8	38.462 113.6	1:42.073	11 - 19.732	37.137 154.2	37.297 114.2	1:34.166		
2 - 19.993	37.521 150.1	37.564 114.0	1:35.078	12 - 19.638	37.297 156.0	37.307 114.4	1:34.242		
3 - 19.913	37.528 155.3	37.551 113.4	1:34.992	13 - 19.753	37.327 154.9	37.379 113.4	1:34.459		
4 - 19.956	37.659 151.8	37.829 112.2	1:35.444	14 - 19.775	37.473 153.5	37.420 115.2	1:34.668		
5 - 19.979	37.222 155.3	37.458 114.4	1:34.659	15 - 19.883	37.363 153.2	37.377 112.8	1:34.623		
6 - 19.644	37.323 155.3	37.380 114.0	1:34.347	16 - 19.848	37.473 153.2	37.471 113.8	1:34.792		
7 - 19.620	37.228 155.7	37.456 114.0	1:34.304	17 - 19.885	37.365 154.9	37.194 113.4	1:34.444		
8 - 19.757	37.349 155.7	37.420 114.0	1:34.526	18 - 19.742	37.259 154.6	37.373 112.4	1:34.374		
9 - 19.809	37.469 155.3	37.349 113.4	1:34.627	19 - 19.722	37.160 153.2	37.692 112.0	1:34.574		
10 - 19.704	37.254 153.9	37.235 113.6	1:34.193	20 - 20.050	37.370 151.8	38.015 109.7	1:35.435		

6		Ryuichi KIYONARI				Honda - HM Plant Honda			
1 - 23.791	37.390 158.2	36.769 118.6	1:37.950	11 - 19.392	36.356 160.9	36.219 120.8	1:31.967		
2 - 19.695	36.478 159.7	36.257 122.2	1:32.430	12 - 19.246	36.414 162.0	36.273 122.2	1:31.933		
3 - 19.741	36.589 159.7	36.573 119.5	1:32.903	13 - 19.395	36.518 160.5	36.595 120.6	1:32.508		
4 - 19.468	36.468 160.1	36.315 120.8	1:32.251	14 - 19.468	36.442 160.9	36.387 120.6	1:32.297		
5 - 19.381	36.648 162.0	36.264 120.6	1:32.293	15 - 19.614	37.224 160.9	36.740 121.1	1:33.578		
6 - 19.397	36.693 161.3	36.258 121.1	1:32.348	16 - 19.324	36.631 161.3	36.243 120.4	1:32.198		
7 - 19.349	36.547 160.5	36.055 121.1	1:31.951	17 - 19.397	36.818 160.9	36.117 119.7	1:32.332		
8 - 19.243	36.861 160.9	36.104 121.8	1:32.208	18 - 19.438	36.513 160.9	35.978 121.1	1:31.929		
9 - 19.329	36.584 160.5	35.991 121.5	1:31.904	19 - 19.401	36.515 161.7	36.136 121.5	1:32.052		
10 - 19.331	36.523 160.5	36.268 121.1	1:32.122	20 - 19.416	36.874 158.6	36.356 117.3	1:32.646		

8		Tommy HILL				Yamaha - Virgin Mobile Samsung			
1 - 24.216	38.216 158.6	37.848 115.6	1:40.280	11 - 19.974	37.297 157.1	36.940 115.8	1:34.211		
2 - 20.049	37.168 157.5	37.784 116.0	1:35.001	12 - 19.824	37.384 157.5	37.052 115.8	1:34.260		
3 - 19.902	37.422 159.4	37.337 115.2	1:34.661	13 - 19.792	37.301 156.7	37.052 115.4	1:34.145		
4 - 19.848	37.189 157.5	36.867 114.4	1:33.904	14 - 19.822	37.294 157.9	36.949 116.2	1:34.065		
5 - 19.794	37.263 158.6	37.212 115.4	1:34.269	15 - 19.793	37.205 157.9	37.057 115.8	1:34.055		
6 - 19.781	36.993 159.0	37.231 116.2	1:34.005	16 - 20.032	37.178 157.9	37.355 116.2	1:34.565		
7 - 19.624	37.115 157.9	36.639 116.0	1:33.378	17 - 19.777	37.546 158.6	36.991 113.6	1:34.314		
8 - 19.702	37.140 157.1	36.589 116.0	1:33.431	18 - 19.782	37.181 158.6	36.869 116.0	1:33.832		
9 - 19.824	37.170 157.9	36.811 115.4	1:33.805	19 - 19.643	36.964 160.1	37.318 116.0	1:33.925		
10 - 19.757	37.294 156.4	37.103 115.6	1:34.154	20 - 19.900	37.024 158.6	37.393 116.2	1:34.317		

9		Karl HARRIS				Honda - Honda-Racing.co.uk			
1 - 23.927	38.044 155.7	37.693 116.5	1:39.664	3 - 19.875	37.889 156.0	38.606 115.2	1:36.370		
2 - 19.794	37.555 158.2	37.692 115.6	1:35.041	4 - 20.171	41.094 137.7	43.938	1:45.203P		

10		Julien DA COSTA				Kawasaki - Dienza Performance			
1 - 24.654	38.460 157.9	38.602 114.2	1:41.716	11 - 20.076	37.493 154.2	37.411 114.6	1:34.980		
2 - 20.028	37.849 150.8	38.155 115.0	1:36.032	12 - 20.017	37.612 153.9	37.196 112.6	1:34.825		
3 - 19.942	37.299 156.7	37.822 114.2	1:35.063	13 - 20.203	37.643 153.5	37.037 113.6	1:34.883		
4 - 20.105	37.646 158.6	38.751 114.2	1:36.502	14 - 20.173	37.816 153.5	37.309 113.8	1:35.298		
5 - 20.619	37.560 156.4	37.767 115.0	1:35.946	15 - 20.139	37.782 152.8	37.420 113.6	1:35.341		
6 - 20.004	37.424 156.7	37.299 115.8	1:34.727	16 - 20.127	37.877 153.5	37.476 113.2	1:35.480		
7 - 19.997	37.280 157.9	37.111 114.4	1:34.388	17 - 20.242	37.979 152.8	37.603 112.4	1:35.824		
8 - 19.852	37.086 156.0	37.430 115.8	1:34.368	18 - 20.175	38.087 153.5	37.471 112.2	1:35.733		
9 - 19.984	37.655 155.3	37.307 114.4	1:34.946	19 - 20.257	37.917 147.8	37.713 112.2	1:35.887		
10 - 20.081	37.560 153.9	37.330 114.4	1:34.971	20 - 20.429	38.451 149.1	38.133 111.6	1:37.013		

New Lap Record
Weather / Track : Sunny / Dry

Donington Park
Circuit Length = 2.5000 miles.
Start: 13:15 End: 13:48

MCRCB BULLETIN TK102

2005 Bennetts British Superbike Championship & Superbike Cup RACE 2 - SECTOR ANALYSIS

(contd.)

11	Ben WILSON				Kawasaki - Vivaldi Racing				
1 -	24.500	38.343 154.9	38.625 116.7	1:41.468	11 -	19.817	37.565 154.6	37.133 115.2	1:34.515
2 -	19.759	37.233 154.2	37.474 117.7	1:34.466	12 -	19.902	37.535 154.6	37.442 113.4	1:34.879
3 -	19.902	37.322 157.9	38.289 116.7	1:35.513	13 -	20.009	37.334 154.6	36.808 113.8	1:34.151
4 -	20.055	37.972 147.4	36.684 115.8	1:34.711	14 -	19.874	37.310 154.9	36.846 116.5	1:34.030
5 -	19.884	37.637 149.1	37.319 116.0	1:34.840	15 -	19.807	37.408 154.2	36.814 116.9	1:34.029
6 -	19.826	37.449 154.9	37.094 115.8	1:34.369	16 -	19.898	37.511 154.2	36.583 114.4	1:33.992
7 -	19.600	37.328 156.0	37.012 113.8	1:33.940	17 -	19.799	37.690 154.2	36.905 114.6	1:34.394
8 -	19.764	37.341 154.9	36.981 117.1	1:34.086	18 -	19.913	37.620 152.8	36.765 114.8	1:34.298
9 -	19.939	37.456 157.9	37.033 115.6	1:34.428	19 -	19.905	37.797 149.7	36.983 115.2	1:34.685
10 -	19.743	37.767 153.9	36.736 116.5	1:34.246	20 -	20.014	37.897 149.7	39.052 113.8	1:36.963
12	Dean THOMAS				Kawasaki - Hawk Kawasaki				
1 -	23.680	37.463 156.0	38.072 117.7	1:39.215	11 -	19.887	37.233 155.7	37.119 116.2	1:34.239
2 -	19.792	37.278 157.5	37.512 116.7	1:34.582	12 -	19.673	37.251 156.4	37.242 116.0	1:34.166
3 -	19.643	37.112 156.0	37.155 116.9	1:33.910	13 -	19.756	37.185 154.9	37.435 115.8	1:34.376
4 -	19.773	37.183 156.7	37.175 116.0	1:34.131	14 -	19.758	37.189 156.0	37.246 116.5	1:34.193
5 -	19.628	37.133 156.7	37.374 115.8	1:34.135	15 -	19.699	37.206 155.3	37.184 116.2	1:34.089
6 -	19.669	37.239 157.1	37.080 117.5	1:33.988	16 -	19.813	37.338 155.3	37.150 116.5	1:34.301
7 -	19.644	36.975 157.1	36.990 117.5	1:33.609	17 -	19.795	37.198 155.7	37.014 116.7	1:34.007
8 -	19.596	37.053 156.7	37.135 116.5	1:33.784	18 -	19.731	37.081 156.4	37.086 115.8	1:33.898
9 -	19.651	37.377 155.7	37.419 115.4	1:34.447	19 -	19.838	37.153 156.7	37.399 117.1	1:34.390
10 -	19.753	37.419 153.9	37.384 113.8	1:34.556	20 -	19.870	37.134 154.6	37.647 115.2	1:34.651
15	Luke QUIGLEY				Yamaha - Jentin Racing				
1 -	25.637	39.303 149.7	39.445 114.0	1:44.385	11 -	19.815	37.571 153.9	37.451 115.4	1:34.837
2 -	20.498	38.099 155.7	37.783 115.2	1:36.380	12 -	19.854	37.770 151.4	38.262 115.6	1:35.886
3 -	20.060	38.054 155.3	38.608 114.8	1:36.722	13 -	20.053	38.067 154.9	37.785 114.6	1:35.905
4 -	20.096	37.925 155.7	37.498 115.4	1:35.519	14 -	20.046	37.904 155.3	38.307 115.8	1:36.257
5 -	20.127	37.925 154.9	37.980 115.8	1:36.032	15 -	19.936	37.920 154.6	37.408 114.8	1:35.264
6 -	19.919	37.698 155.3	37.242 115.4	1:34.859	16 -	19.894	37.833 153.2	37.470 115.8	1:35.197
7 -	19.861	37.722 155.7	37.550 114.4	1:35.133	17 -	19.981	38.254 155.7	37.708 114.2	1:35.943
8 -	19.941	37.664 154.9	37.353 116.0	1:34.958	18 -	19.982	38.040 154.6	37.644 114.4	1:35.666
9 -	20.093	37.945 156.0	38.668 117.3	1:36.706	19 -	20.110	38.284 152.1	37.867 113.8	1:36.261
10 -	20.167	37.676 151.8	37.833 115.4	1:35.676	20 -	20.457	38.706 152.1	38.933 106.6	1:38.096
17	Tristan PALMER				Kawasaki - Vivaldi Racing				
1 -	25.521	39.702 154.9	39.270 114.2	1:44.493	11 -	19.862	37.855 155.7	38.037 112.8	1:35.754
2 -	20.116	38.057 157.5	37.927 114.8	1:36.100	12 -	19.857	37.771 156.7	38.118 114.8	1:35.746
3 -	19.976	38.095 156.4	37.749 112.6	1:35.820	13 -	20.240	38.059 156.7	37.581 114.8	1:35.880
4 -	20.054	37.796 158.2	38.279 115.4	1:36.129	14 -	20.297	37.932 155.7	37.494 114.8	1:35.723
5 -	19.992	37.749 156.4	37.530 115.6	1:35.271	15 -	19.964	38.320 156.0	37.612 115.6	1:35.896
6 -	20.057	37.632 157.5	37.458 116.7	1:35.147	16 -	20.034	37.863 156.0	37.524 113.4	1:35.421
7 -	19.890	37.574 154.9	37.715 115.0	1:35.179	17 -	19.980	38.109 156.4	37.468 115.2	1:35.557
8 -	19.875	37.564 157.9	38.156 114.8	1:35.595	18 -	20.020	37.896 155.3	37.373 113.4	1:35.289
9 -	20.262	37.708 157.9	37.899 115.4	1:35.869	19 -	20.026	38.090 154.9	37.441 114.8	1:35.557
10 -	20.011	37.962 154.9	37.596 115.6	1:35.569	20 -	20.093	38.229 154.9	38.054 112.8	1:36.376
18	James HAYDON				Suzuki - Rizla Suzuki				

New Lap Record
Weather / Track : Sunny / Dry

Donington Park
Circuit Length = 2.5000 miles.
Start: 13:15 End: 13:48

MCRCB BULLETIN TK102

2005 Bennetts British Superbike Championship & Superbike Cup RACE 2 - SECTOR ANALYSIS

(contd.)

19	Phil GILES	Suzuki - BSD M/C Developments						C	
1 -	26.070	40.196 154.2	38.836 112.8	1:45.102	11 -	20.249	38.228 151.1	38.275 111.6	1:36.752
2 -	20.484	38.435 152.1	38.618 112.4	1:37.537	12 -	20.231	38.025 151.1	38.382 112.8	1:36.638
3 -	20.426	38.728 152.8	38.648 112.0	1:37.802	13 -	20.209	38.130 151.1	38.240 113.0	1:36.579
4 -	20.584	38.821 151.4	38.955 113.6	1:38.360	14 -	20.100	37.992 151.4	38.186 113.0	1:36.278
5 -	20.227	38.278 153.2	38.344 111.4	1:36.849	15 -	20.109	37.992 151.1	38.289 112.4	1:36.390
6 -	20.322	38.149 153.2	38.150 112.0	1:36.621	16 -	20.228	37.876 152.5	37.948 111.6	1:36.052
7 -	20.190	38.290 151.4	38.266 112.6	1:36.746	17 -	20.119	38.247 150.1	37.955 112.2	1:36.321
8 -	20.318	38.312 153.2	38.221 112.0	1:36.851	18 -	20.181	38.078 150.8	37.914 112.2	1:36.173
9 -	20.455	38.457 151.1	38.313 113.4	1:37.225	19 -	20.432	38.151 149.7	38.080 111.8	1:36.663
10 -	20.234	38.471 151.4	37.943 111.0	1:36.648	20 -	20.273	38.320 149.4	38.648 110.3	1:37.241
21	Malcolm ASHLEY	Kawasaki - MAR						C	
1 -	26.330	40.140 152.1	39.199 110.6	1:45.669	11 -	20.470	38.148 149.1	37.844 112.0	1:36.462
2 -	20.950	38.355 151.1	38.832 112.2	1:38.137	12 -	20.242	38.568 148.4	38.376 111.2	1:37.186
3 -	20.100	38.134 148.1	39.179 111.6	1:37.413	13 -	20.284	38.669 144.3	37.969 110.6	1:36.922
4 -	20.221	38.513 151.1	38.695 112.8	1:37.429	14 -	20.423	38.084 147.8	38.080 111.4	1:36.587
5 -	20.217	38.044 151.1	38.413 112.4	1:36.674	15 -	20.515	38.181 148.4	37.999 111.8	1:36.695
6 -	19.924	38.047 150.8	37.904 111.6	1:35.875	16 -	20.463	38.178 148.4	38.717 108.2	1:37.358
7 -	19.993	37.874 150.1	38.437 113.0	1:36.304	17 -	20.330	38.066 149.7	38.164 113.0	1:36.560
8 -	20.066	38.051 149.4	37.878 112.0	1:35.995	18 -	20.465	37.975 148.4	37.964 112.4	1:36.404
9 -	20.298	38.174 149.4	38.344 107.7	1:36.816	19 -	20.156	37.857 151.1	38.484 112.2	1:36.497
10 -	20.452	38.548 149.7	38.349 111.2	1:37.349	20 -	20.357	37.980 149.7	38.662 98.1	1:36.999
22	Michael PENSAVALLE	Kawasaki - MP Racing						C	
1 -	26.061	39.841 146.5	39.832 109.3	1:45.734	11 -	20.242	38.126 149.1	38.412 113.6	1:36.780
2 -	20.705	38.450 153.9	39.184 112.8	1:38.339	12 -	20.261	37.863 150.1	38.417 113.2	1:36.541
3 -	20.306	38.803 153.2	38.359 110.5	1:37.468	13 -	20.323	37.998 150.4	38.490 110.5	1:36.811
4 -	20.192	38.427 150.8	38.207 112.6	1:36.826	14 -	20.115	37.898 150.8	38.110 113.6	1:36.123
5 -	20.296	38.093 151.1	38.874 110.1	1:37.263	15 -	20.229	37.658 152.8	37.691 114.0	1:35.578
6 -	20.196	38.126 152.1	37.924 112.2	1:36.246	16 -	20.353	38.008 150.1	37.857 110.3	1:36.218
7 -	20.234	39.536 150.8	37.861 113.0	1:37.631	17 -	20.291	38.501 152.1	38.174 112.0	1:36.966
8 -	20.342	38.167 152.1	38.112 112.2	1:36.621	18 -	20.294	37.773 151.1	38.180 112.6	1:36.247
9 -	20.496	38.242 151.4	38.028 113.0	1:36.766	19 -	20.457	37.918 147.1	39.125 103.0	1:37.500
10 -	20.397	38.555 150.4	38.149 111.4	1:37.101	20 -	20.482	37.780 151.8	38.341 111.4	1:36.603
24	Richard WREN	Yamaha - Virgin Mobile Samsung							
1 -	25.974	40.774 152.5	39.342 111.4	1:46.090	5 -	20.259	38.142 152.8	38.434 112.8	1:36.835
2 -	20.636	38.352 154.2	38.342 112.4	1:37.330	6 -	20.064	38.009 151.1	37.944 113.2	1:36.017
3 -	20.073	38.376 152.5	39.021 113.2	1:37.470	7 -	19.953	38.131 152.8	38.328 112.4	1:36.412
4 -	20.293	38.691 153.9	38.128 113.2	1:37.112					
25	Dennis HOBBS	Yamaha - Team Nvidia							
1 -	24.118	37.950 156.0	38.002 114.4	1:40.070	5 -	20.286	37.475 155.7	37.359 115.0	1:35.120
2 -	20.432	37.381 159.0	37.623 115.8	1:35.436	6 -	19.943	37.417 156.4	37.181 114.6	1:34.541
3 -	20.125	37.216 158.6	38.420 116.5	1:35.761	7 -	19.823	37.107 156.7	37.161 115.4	1:34.091
4 -	20.680	38.457 153.5	38.609 114.4	1:37.746	8 -	19.784	36.989 156.7	37.213 116.5	1:33.986

New Lap Record
Weather / Track : Sunny / Dry

Donington Park
Circuit Length = 2.5000 miles.
Start: 13:15 End: 13:48

MCRCB BULLETIN TK102

2005 Bennetts British Superbike Championship & Superbike Cup RACE 2 - SECTOR ANALYSIS

(contd.)

26		Chris MARTIN				Suzuki - Nycom Racing				C			
1 -	25.362	39.095	155.7	38.198	115.6	1:42.655	11 -	19.986	38.107	153.5	37.511	114.8	1:35.604
2 -	19.969	37.768	155.3	38.321	115.4	1:36.058	12 -	19.950	38.093	154.2	37.503	115.6	1:35.546
3 -	19.857	37.709	157.9	37.832	117.3	1:35.398	13 -	20.009	38.109	154.2	37.496	112.8	1:35.614
4 -	19.875	37.672	158.2	37.956	117.3	1:35.503	14 -	20.104	37.989	154.6	37.301	112.6	1:35.394
5 -	20.074	37.741	156.0	37.525	116.5	1:35.340	15 -	20.054	38.335	153.2	38.066	114.8	1:36.455
6 -	20.005	37.757	153.2	37.678	118.4	1:35.440	16 -	20.201	37.964	154.9	37.621	108.4	1:35.786
7 -	19.807	37.539	157.1	37.290	117.7	1:34.636	17 -	20.078	37.882	155.3	37.555	115.8	1:35.515
8 -	19.883	37.707	156.4	37.508	115.6	1:35.098	18 -	20.246	38.110	157.1	37.495	115.6	1:35.851
9 -	19.943	37.900	156.4	37.165	116.2	1:35.008	19 -	20.168	37.703	154.9	37.456	116.2	1:35.327
10 -	19.877	38.065	154.6	37.302	116.5	1:35.244	20 -	19.813	37.771	154.2	37.571	120.4	1:35.155
33		Michael LAVERTY				Honda - Stobart Honda							
1 -	24.402	38.207	157.1	38.347	116.9	1:40.956	11 -	19.844	37.311	157.9	37.087	115.6	1:34.242
2 -	19.754	37.279	159.4	37.731	116.0	1:34.764	12 -	19.672	37.452	154.9	37.273	113.4	1:34.397
3 -	19.707	37.242	155.7	38.109	115.0	1:35.058	13 -	19.960	37.204	157.9	37.168	117.1	1:34.332
4 -	19.842	37.170	157.9	37.137	114.0	1:34.149	14 -	19.846	37.179	157.1	37.183	113.4	1:34.208
5 -	19.828	37.285	158.6	37.055	117.1	1:34.168	15 -	19.826	37.188	159.4	37.065	114.2	1:34.079
6 -	19.736	37.361	159.7	37.220	116.0	1:34.317	16 -	19.830	37.357	157.5	36.957	116.7	1:34.144
7 -	19.649	37.498	158.2	37.262	114.0	1:34.409	17 -	19.747	37.445	157.5	37.054	113.6	1:34.246
8 -	19.859	37.469	159.7	37.969	116.7	1:35.297	18 -	19.745	37.334	158.2	37.183	117.1	1:34.262
9 -	19.988	37.481	157.9	38.083	115.4	1:35.552	19 -	20.001	37.541	156.4	37.066	114.8	1:34.608
10 -	19.879	37.495	157.9	37.175	116.0	1:34.549							
35		Matt LLEWELLYN				Yamaha - AIM Racing							
1 -	25.767	39.664	150.4	39.369	114.4	1:44.800	11 -	20.017	37.566	153.5	37.910	113.6	1:35.493
2 -	20.334	38.079	150.8	38.187	115.0	1:36.600	12 -	20.061	37.728	153.5	37.962	113.8	1:35.751
3 -	20.046	37.877	156.4	38.494	113.4	1:36.417	13 -	20.104	37.667	153.5	37.967	111.2	1:35.738
4 -	19.985	37.783	154.9	38.077	112.8	1:35.845	14 -	20.212	37.671	154.6	38.112	113.2	1:35.995
5 -	20.007	37.449	155.7	38.238	115.0	1:35.694	15 -	20.089	37.684	153.2	37.850	112.6	1:35.623
6 -	20.171	37.397	156.7	37.728	115.0	1:35.296	16 -	20.333	37.848	152.1	38.295	112.2	1:36.476
7 -	20.049	37.553	154.9	37.852	114.2	1:35.454	17 -	20.273	38.186	151.4	38.681	110.8	1:37.140
8 -	20.154	37.440	156.0	37.783	114.0	1:35.377	18 -	20.331	38.188	152.5	38.851	110.5	1:37.370
9 -	20.090	37.711	154.9	37.853	113.8	1:35.654	19 -	20.382	38.034	152.1	38.551	111.2	1:36.967
10 -	20.037	37.678	154.6	38.014	113.2	1:35.729	20 -	20.429	38.185	150.8	39.024	111.6	1:37.638
36		Gregorio LAVILLA				Ducati - Airwaves Ducati							
1 -	23.109	37.000	155.3	36.653	116.0	1:36.762	11 -	19.288	36.609	159.0	36.401	115.8	1:32.298
2 -	19.378	36.481	157.5	36.526	116.5	1:32.385	12 -	19.324	36.579	157.9	36.456	114.0	1:32.359
3 -	19.187	36.466	157.9	36.779	115.0	1:32.432	13 -	19.401	36.527	157.9	36.521	115.4	1:32.449
4 -	19.333	36.515	158.6	36.473	115.0	1:32.321	14 -	19.334	36.549	159.0	36.386	114.8	1:32.269
5 -	19.435	36.636	158.6	36.675	115.8	1:32.746	15 -	19.215	36.459	159.0	36.352	116.5	1:32.026
6 -	19.394	36.423	159.0	36.464	115.8	1:32.281	16 -	19.097	36.477	159.7	36.144	116.2	1:31.718
7 -	19.301	36.445	158.2	36.474	115.4	1:32.220	17 -	19.340	36.684	157.9	36.591	112.2	1:32.615
8 -	19.176	36.411	159.7	36.324	115.8	1:31.911	18 -	19.516	36.591	159.7	36.584	114.0	1:32.691
9 -	19.319	36.395	157.9	36.343	115.2	1:32.057	19 -	19.343	36.490	160.5	36.142	116.0	1:31.975
10 -	19.276	36.670	157.9	36.280	114.8	1:32.226	20 -	19.261	36.386	158.2	36.358	114.4	1:32.005

New Lap Record
Weather / Track : Sunny / Dry

Donington Park
Circuit Length = 2.5000 miles.
Start: 13:15 End: 13:48

MCRCB BULLETIN TK102

2005 Bennetts British Superbike Championship & Superbike Cup RACE 2 - SECTOR ANALYSIS

(contd.)

37	Danny BEAUMONT				Honda - Team JLL Racing				C
1 -	24.953	39.663 151.8	39.003 115.4	1:43.619	11 -	20.024	37.686 154.2	37.856 116.2	1:35.566
2 -	20.228	38.103 153.5	37.754 115.6	1:36.085	12 -	20.016	37.869 152.1	38.202 116.0	1:36.087
3 -	20.176	37.680 155.3	37.969 114.4	1:35.825	13 -	20.238	37.815 153.5	37.759 115.4	1:35.812
4 -	20.030	37.661 155.3	38.270 115.0	1:35.961	14 -	20.110	37.554 156.0	37.521 115.6	1:35.185
5 -	19.896	37.970 156.0	38.004 116.2	1:35.870	15 -	20.041	37.559 153.9	37.739 116.5	1:35.339
6 -	20.028	37.566 156.4	37.624 116.2	1:35.218	16 -	20.058	37.564 156.4	37.471 116.5	1:35.093
7 -	19.890	37.866 155.7	38.207 116.7	1:35.963	17 -	20.027	37.754 154.6	37.572 115.0	1:35.353
8 -	19.802	37.584 156.4	37.762 116.9	1:35.148	18 -	19.856	37.812 154.9	37.431 115.6	1:35.099
9 -	20.005	37.925 155.7	37.728 115.0	1:35.658	19 -	19.950	37.564 155.3	37.473 116.5	1:34.987
10 -	19.922	37.726 154.6	37.734 117.5	1:35.382	20 -	20.067	37.642 154.2	37.745 115.2	1:35.454
42	Dean ELLISON				Honda - Slingshot Racing				
1 -	25.531	40.211 150.4	38.845 115.4	1:44.587	11 -	19.827	37.418 159.0	37.601 116.9	1:34.846
2 -	20.400	38.032 158.6	38.030 117.7	1:36.462	12 -	19.940	37.725 156.4	37.627 116.2	1:35.292
3 -	20.107	37.747 160.1	38.107 116.7	1:35.961	13 -	20.188	37.647 156.0	37.701 114.8	1:35.536
4 -	19.892	37.391 160.1	38.469 116.2	1:35.752	14 -	20.023	37.491 156.0	37.820 115.8	1:35.334
5 -	20.042	37.509 159.4	38.125 116.0	1:35.676	15 -	20.106	37.590 156.0	37.696 116.0	1:35.392
6 -	19.935	37.514 156.7	37.726 117.3	1:35.175	16 -	20.010	37.782 156.0	37.662 114.0	1:35.454
7 -	19.775	37.564 154.9	38.238 116.9	1:35.577	17 -	20.045	37.657 156.4	37.543 116.0	1:35.245
8 -	19.985	37.585 155.7	37.715 117.5	1:35.285	18 -	19.999	38.116 156.7	37.721 116.2	1:35.836
9 -	19.985	37.670 157.9	38.420 114.2	1:36.075	19 -	19.919	37.495 156.7	37.595 116.2	1:35.009
10 -	20.103	37.587 157.1	37.440 117.1	1:35.130	20 -	19.946	37.503 156.7	37.863 114.4	1:35.312
56	James BUCKINGHAM				Suzuki - Quay Garage Suzuki				C
1 -	24.541	38.756 151.8	39.059 114.2	1:42.356	11 -	19.949	37.600 152.5	37.851 113.6	1:35.400
2 -	19.953	37.866 154.6	37.981 116.0	1:35.800	12 -	19.964	37.760 153.2	37.655 114.4	1:35.379
3 -	19.882	37.560 155.3	37.890 115.2	1:35.332	13 -	19.990	37.995 153.9	37.684 113.6	1:35.669
4 -	19.965	37.505 155.7	38.328 114.2	1:35.798	14 -	20.089	37.764 152.5	37.639 114.2	1:35.492
5 -	20.184	37.676 154.2	37.523 115.8	1:35.383	15 -	19.950	37.975 153.2	37.777 111.6	1:35.702
6 -	20.033	37.630 153.5	37.479 114.8	1:35.142	16 -	20.007	38.033 152.1	37.627 113.6	1:35.667
7 -	19.897	37.351 154.6	37.769 114.8	1:35.017	17 -	20.003	38.034 151.8	37.613 112.0	1:35.650
8 -	20.175	37.896 155.3	37.865 112.4	1:35.936	18 -	20.149	38.164 152.5	37.562 111.0	1:35.875
9 -	20.010	37.690 154.6	37.507 115.0	1:35.207	19 -	20.082	37.700 151.8	37.304 113.4	1:35.086
10 -	19.810	37.700 152.5	37.645 114.8	1:35.155	20 -	19.997	37.723 152.5	37.476 114.4	1:35.196
65	Jonathan REA				Honda - Red Bull Honda				
1 -	25.286	39.402 153.5	38.473 115.8	1:43.161	11 -	19.852	37.573 156.7	38.000 116.2	1:35.425
2 -	19.972	37.420 156.0	38.369 116.5	1:35.761	12 -	19.904	37.433 157.5	37.981 116.5	1:35.318
3 -	20.290	37.776 158.2	37.914 115.6	1:35.980	13 -	20.194	37.973 158.2	37.693 116.9	1:35.860
4 -	20.108	37.628 152.8	38.440 115.8	1:36.176	14 -	20.255	37.989 158.2	37.507 116.2	1:35.751
5 -	20.137	37.872 156.4	37.751 116.7	1:35.760	15 -	19.935	37.817 158.2	37.679 115.2	1:35.431
6 -	20.109	37.678 156.4	37.589 116.0	1:35.376	16 -	20.014	37.701 157.9	37.468 115.0	1:35.183
7 -	20.024	37.832 156.7	37.626 115.4	1:35.482	17 -	19.900	37.488 157.9	37.617 113.2	1:35.005
8 -	20.083	37.580 157.5	37.955 115.4	1:35.618	18 -	19.946	37.421 157.9	37.423 116.2	1:34.790
9 -	20.134	38.164 157.1	38.879 115.4	1:37.177	19 -	19.871	37.448 155.7	37.686 117.1	1:35.005
10 -	20.024	37.840 156.7	37.746 116.0	1:35.610	20 -	20.025	37.573 155.3	37.844 116.2	1:35.442
68	Steve BROGAN				Honda - PR Branson Honda				C
1 -	25.667	39.482 154.6	48.266	1:53.415P					

New Lap Record
Weather / Track : Sunny / Dry

Donington Park
Circuit Length = 2.5000 miles.
Start: 13:15 End: 13:48

MCRCB BULLETIN TK102

**2005 Bennetts British Superbike Championship & Superbike Cup
RACE 2 - SECTOR ANALYSIS**

(contd.)

74	Kieran CLARKE				Honda - Hydrex Honda			
75	Glen RICHARDS				Kawasaki - Hawk Kawasaki			
1 - 23.574	37.270 156.0	37.293 115.2	1:38.137	11 - 19.519	37.088 156.4	36.419 115.8	1:33.026	
2 - 19.815	36.858 157.1	36.667 118.0	1:33.340	12 - 19.491	36.862 156.7	36.229 116.2	1:32.582	
3 - 19.457	36.848 157.9	36.642 117.3	1:32.947	13 - 19.412	36.878 156.4	36.357 115.8	1:32.647	
4 - 19.567	37.041 157.5	36.226 113.4	1:32.834	14 - 19.479	36.775 156.0	36.316 116.0	1:32.570	
5 - 19.576	36.852 157.9	36.363 116.5	1:32.791	15 - 19.449	36.959 156.0	36.424 116.5	1:32.832	
6 - 19.425	36.956 157.9	36.590 116.2	1:32.971	16 - 19.470	36.945 156.0	36.260 116.5	1:32.675	
7 - 19.563	36.706 157.1	36.570 115.6	1:32.839	17 - 19.423	37.093 156.0	36.258 114.4	1:32.774	
8 - 19.360	36.818 157.1	36.477 116.0	1:32.655	18 - 19.463	36.807 156.0	36.665 115.6	1:32.935	
9 - 19.296	37.162 156.0	36.482 117.3	1:32.940	19 - 19.507	37.091 156.4	36.772 115.0	1:33.370	
10 - 19.404	37.086 155.3	36.486 116.0	1:32.976	20 - 19.597	37.665 154.2	37.099 109.1	1:34.361	
77	Marty NUTT				Honda-M Johns Motors/NuttTravel C			
1 - 25.018	54.675 153.9	38.605 114.2	1:58.298	11 - 20.029	37.978 154.2	37.822 115.4	1:35.829	
2 - 20.201	38.400 154.6	37.964 114.6	1:36.565	12 - 19.856	37.676 154.6	37.825 115.8	1:35.357	
3 - 20.082	38.185 154.9	37.957 113.4	1:36.224	13 - 19.897	37.692 155.7	37.519 116.5	1:35.108	
4 - 20.099	37.881 156.4	37.960 113.2	1:35.940	14 - 19.920	37.589 155.3	37.377 115.2	1:34.886	
5 - 20.136	38.001 154.9	38.126 113.2	1:36.263	15 - 19.913	37.653 153.2	37.269 113.6	1:34.835	
6 - 20.111	37.857 156.4	37.811 114.4	1:35.779	16 - 20.053	37.731 153.5	37.423 112.2	1:35.207	
7 - 20.086	37.877 155.3	38.087 112.8	1:36.050	17 - 19.996	37.883 153.2	37.264 111.6	1:35.143	
8 - 20.024	37.951 153.9	38.250 113.2	1:36.225	18 - 20.103	37.910 153.9	37.535 112.0	1:35.548	
9 - 20.053	37.940 154.9	38.030 114.6	1:36.023	19 - 20.129	37.894 152.8	37.810 113.8	1:35.833	
10 - 20.057	37.859 151.1	37.669 114.0	1:35.585	20 - 20.230	38.503 152.1	38.750 107.1	1:37.483	
88	Scott SMART				Kawasaki - Vivaldi Racing			
1 - 24.310	38.160 154.2	37.974 117.1	1:40.444	11 - 19.729	37.329 154.6	37.072 115.6	1:34.130	
2 - 19.776	36.958 158.2	38.017 113.4	1:34.751	12 - 19.704	37.200 154.9	37.347 116.0	1:34.251	
3 - 19.744	37.596 154.6	37.114 115.2	1:34.454	13 - 19.893	37.461 155.3	36.923 115.8	1:34.277	
4 - 19.728	37.062 155.3	37.008 115.4	1:33.798	14 - 19.819	37.045 156.4	37.055 114.4	1:33.919	
5 - 19.775	37.262 153.9	37.302 115.6	1:34.339	15 - 19.674	37.077 155.3	37.075 116.9	1:33.826	
6 - 19.819	37.149 155.3	37.139 115.8	1:34.107	16 - 19.872	37.255 156.7	37.279 116.5	1:34.406	
7 - 19.748	37.230 152.8	37.062 115.8	1:34.040	17 - 19.792	37.227 154.9	36.875 116.5	1:33.894	
8 - 19.675	37.012 157.1	36.974 116.2	1:33.661	18 - 19.620	37.134 155.3	36.928 114.8	1:33.682	
9 - 19.653	37.140 156.0	37.111 112.8	1:33.904	19 - 19.696	37.168 157.1	37.187 115.2	1:34.051	
10 - 19.813	37.248 155.3	36.960 115.4	1:34.021	20 - 19.795	37.335 148.4	37.047 115.6	1:34.177	
91	Leon HASLAM				Ducati - Airwaves Ducati			
1 - 22.943	37.094 158.2	37.140 116.0	1:37.177	11 - 19.666	36.748 157.1	36.744 117.1	1:33.158	
2 - 19.645	36.607 159.4	36.811 116.2	1:33.063	12 - 19.668	36.760 159.0	36.774 116.5	1:33.202	
3 - 19.689	36.570 160.1	36.979 118.8	1:33.238	13 - 19.573	36.690 159.7	36.730 117.3	1:32.993	
4 - 19.461	36.432 160.1	36.590 116.2	1:32.483	14 - 19.601	36.731 159.4	36.485 116.9	1:32.817	
5 - 19.519	36.412 159.0	36.578 118.0	1:32.509	15 - 19.669	36.831 157.5	36.681 116.7	1:33.181	
6 - 19.516	36.477 160.5	36.527 118.8	1:32.520	16 - 19.553	36.697 157.1	36.509 118.4	1:32.759	
7 - 19.457	36.579 159.0	36.387 117.5	1:32.423	17 - 19.568	36.816 156.4	36.439 116.0	1:32.823	
8 - 19.487	36.361 159.4	36.484 118.0	1:32.332	18 - 19.541	36.464 158.6	36.423 116.9	1:32.428	
9 - 19.418	36.498 157.9	36.600 116.7	1:32.516	19 - 19.696	36.666 157.9	36.631 117.1	1:32.993	
10 - 19.603	36.679 157.5	36.989 115.6	1:33.271	20 - 19.679	36.848 156.7	37.189 96.2	1:33.716	

New Lap Record
Weather / Track : Sunny / Dry

Donington Park
Circuit Length = 2.5000 miles.
Start: 13:15 End: 13:48

MCRCB BULLETIN TK103

2005 Bennetts British Superbike Championship & Superbike Cup RACE 2 - SPEED TRAP - FINISH LINE

POS	NO	CL	NAME	NAT	ENTRY	MPH
1	6		Ryuichi KIYONARI		Honda - HM Plant Honda	122.2
2	3		Gary MASON		Honda - Stobart Honda	121.3
3	26	C	Chris MARTIN		Suzuki - Nycom Racing	120.4
4	1		John REYNOLDS		Suzuki - Rizla Suzuki	119.3
5	4		Steve PLATER		Honda - Hydrex Honda	119.3
6	91		Leon HASLAM		Ducati - Airwaves Ducati	118.8
7	2		Michael RUTTER		Honda - HM Plant Honda	118.2
8	75		Glen RICHARDS		Kawasaki - Hawk Kawasaki	118.0
9	42		Dean ELLISON		Honda - Slingshot Racing	117.7
10	11		Ben WILSON		Kawasaki - Vivaldi Racing	117.7
11	12		Dean THOMAS		Kawasaki - Hawk Kawasaki	117.7
12	37	C	Danny BEAUMONT		Honda - Team JLL Racing	117.5
13	15		Luke QUIGLEY		Yamaha - Jentin Racing	117.3
14	65		Jonathan REA		Honda - Red Bull Honda	117.1
15	33		Michael LAVERTY		Honda - Stobart Honda	117.1
16	88		Scott SMART		Kawasaki - Vivaldi Racing	117.1
17	17		Tristan PALMER		Kawasaki - Vivaldi Racing	116.7
18	77	C	Marty NUTT		Honda-M Johns Motors/NuttTravel	116.5
19	25		Dennis HOBBS		Yamaha - Team Nvidia	116.5
20	36		Gregorio LAVILLA		Ducati - Airwaves Ducati	116.5
21	9		Karl HARRIS		Honda - Honda-Racing.co.uk	116.5
22	8		Tommy HILL		Yamaha - Virgin Mobile Samsung	116.2
23	56	C	James BUCKINGHAM		Suzuki - Quay Garage Suzuki	116.0
24	10		Julien DA COSTA		Kawasaki - Dienza Performance	115.8
25	5		Sean EMMETT		Yamaha - Virgin Mobile Samsung	115.2
26	35		Matt LLEWELLYN		Yamaha - AIM Racing	115.0
27	22	C	Michael PENSAVALLE		Kawasaki - MP Racing	114.0
28	19	C	Phil GILES		Suzuki - BSD M/C Developments	113.6
29	24		Richard WREN		Yamaha - Virgin Mobile Samsung	113.2
30	21	C	Malcolm ASHLEY		Kawasaki - MAR	113.0

New Lap Record
Weather / Track : Sunny / Dry

msttimina.com

Donington Park
Circuit Length = 2.5000 miles.
Start: 13:15 End: 13:48

Printed - 13:50 Sunday, 25 September 2005

MCRCB BULLETIN TK103

2005 Bennetts British Superbike Championship & Superbike Cup RACE 2 - SPEED TRAP - SECTOR 2

(contd.)

POS	NO	CL	NAME	NAT	ENTRY	MPH
1	6		Ryuichi KIYONARI		Honda - HM Plant Honda	162.0
2	36		Gregorio LAVILLA		Ducati - Airwaves Ducati	160.5
3	2		Michael RUTTER		Honda - HM Plant Honda	160.5
4	91		Leon HASLAM		Ducati - Airwaves Ducati	160.5
5	8		Tommy HILL		Yamaha - Virgin Mobile Samsung	160.1
6	42		Dean ELLISON		Honda - Slingshot Racing	160.1
7	33		Michael LAVERTY		Honda - Stobart Honda	159.7
8	4		Steve PLATER		Honda - Hydrex Honda	159.7
9	3		Gary MASON		Honda - Stobart Honda	159.7
10	1		John REYNOLDS		Suzuki - Rizla Suzuki	159.0
11	25		Dennis HOBBS		Yamaha - Team Nvidia	159.0
12	10		Julien DA COSTA		Kawasaki - Dienza Performance	158.6
13	17		Tristan PALMER		Kawasaki - Vivaldi Racing	158.2
14	26	C	Chris MARTIN		Suzuki - Nycom Racing	158.2
15	65		Jonathan REA		Honda - Red Bull Honda	158.2
16	88		Scott SMART		Kawasaki - Vivaldi Racing	158.2
17	9		Karl HARRIS		Honda - Honda-Racing.co.uk	158.2
18	11		Ben WILSON		Kawasaki - Vivaldi Racing	157.9
19	75		Glen RICHARDS		Kawasaki - Hawk Kawasaki	157.9
20	12		Dean THOMAS		Kawasaki - Hawk Kawasaki	157.5
21	35		Matt LLEWELLYN		Yamaha - AIM Racing	156.7
22	37	C	Danny BEAUMONT		Honda - Team JJJ Racing	156.4
23	77	C	Marty NUTT		Honda-M Johns Motors/NuttTravel	156.4
24	5		Sean EMMETT		Yamaha - Virgin Mobile Samsung	156.0
25	15		Luke QUIGLEY		Yamaha - Jentin Racing	156.0
26	56	C	James BUCKINGHAM		Suzuki - Quay Garage Suzuki	155.7
27	68	C	Steve BROGAN		Honda - PR Branson Honda	154.6
28	24		Richard WREN		Yamaha - Virgin Mobile Samsung	154.2
29	19	C	Phil GILES		Suzuki - BSD M/C Developments	154.2
30	22	C	Michael PENSAVALLE		Kawasaki - MP Racing	153.9
31	21	C	Malcolm ASHLEY		Kawasaki - MAR	152.1

New Lap Record
Weather / Track : Sunny / Dry

msttimina.com

Donington Park
Circuit Length = 2.5000 miles.
Start: 13:15 End: 13:48

Printed - 13:50 Sunday, 25 September 2005

MCRCB BULLETIN TK104

2005 Bennetts British Superbike Championship & Superbike Cup RACE 2 - BEST SECTOR TIMES

SECTOR 1			SECTOR 2			SECTOR 3			IDEAL / BEST COMPARISON						
POS	NO	NAME	TIME	NO	NAME	TIME	NO	NAME	TIME	POS	NO	NAME	IDEAL	BEST	DIFF
1	36	LAVILLA	19.097	6	KIYONARI	36.356	6	KIYONARI	35.978	1	6	KIYONARI	1:31.577	1:31.904	0.327
2	1	REYNOLDS	19.219	91	HASLAM	36.361	36	LAVILLA	36.142	2	36	LAVILLA	1:31.625	1:31.718	0.093
3	6	KIYONARI	19.243	36	LAVILLA	36.386	75	RICHARDS	36.226	3	1	REYNOLDS	1:32.094	1:32.149	0.055
4	75	RICHARDS	19.296	1	REYNOLDS	36.643	1	REYNOLDS	36.232	4	91	HASLAM	1:32.166	1:32.332	0.166
5	91	HASLAM	19.418	75	RICHARDS	36.706	2	RUTTER	36.319	5	75	RICHARDS	1:32.228	1:32.570	0.342
6	2	RUTTER	19.462	3	MASON	36.722	91	HASLAM	36.387	6	2	RUTTER	1:32.599	1:32.611	0.012
7	3	MASON	19.485	2	RUTTER	36.818	11	WILSON	36.583	7	3	MASON	1:33.010	1:33.231	0.221
8	4	PLATER	19.589	88	SMART	36.958	8	HILL	36.589	8	8	HILL	1:33.177	1:33.378	0.201
9	12	THOMAS	19.596	8	HILL	36.964	4	PLATER	36.777	9	4	PLATER	1:33.386	1:33.576	0.190
10	11	WILSON	19.600	12	THOMAS	36.975	3	MASON	36.803	10	11	WILSON	1:33.416	1:33.940	0.524
11	5	EMMETT	19.620	25	HOBBS	36.989	88	SMART	36.875	11	88	SMART	1:33.453	1:33.661	0.208
12	88	SMART	19.620	4	PLATER	37.020	33	LAVERTY	36.957	12	12	THOMAS	1:33.561	1:33.609	0.048
13	8	HILL	19.624	10	COSTA	37.086	12	THOMAS	36.990	13	33	LAVERTY	1:33.776	1:34.079	0.303
14	33	LAVERTY	19.649	5	EMMETT	37.137	10	COSTA	37.037	14	25	HOBBS	1:33.934	1:33.986	0.052
15	42	ELLISON	19.775	33	LAVERTY	37.170	25	HOBBS	37.161	15	5	EMMETT	1:33.951	1:34.166	0.215
16	25	HOBBS	19.784	11	WILSON	37.233	26	MARTIN	37.165	16	10	COSTA	1:33.975	1:34.368	0.393
17	9	HARRIS	19.794	56	BUCKINGHAM	37.351	5	EMMETT	37.194	17	56	BUCKINGHAM	1:34.465	1:35.017	0.552
18	37	BEAUMONT	19.802	42	ELLISON	37.391	15	QUIGLEY	37.242	18	26	MARTIN	1:34.511	1:34.636	0.125
19	26	MARTIN	19.807	35	LLEWELLYN	37.397	77	NUTT	37.264	19	42	ELLISON	1:34.606	1:34.846	0.240
20	56	BUCKINGHAM	19.810	65	REA	37.420	56	BUCKINGHAM	37.304	20	15	QUIGLEY	1:34.628	1:34.837	0.209
21	15	QUIGLEY	19.815	26	MARTIN	37.539	17	PALMER	37.373	21	65	REA	1:34.695	1:34.790	0.095
22	10	COSTA	19.852	37	BEAUMONT	37.554	65	REA	37.423	22	77	NUTT	1:34.709	1:34.835	0.126
23	65	REA	19.852	9	HARRIS	37.555	37	BEAUMONT	37.431	23	37	BEAUMONT	1:34.787	1:34.987	0.200
24	77	NUTT	19.856	17	PALMER	37.564	42	ELLISON	37.440	24	17	PALMER	1:34.794	1:35.147	0.353
25	17	PALMER	19.857	15	QUIGLEY	37.571	22	PENSAVALLE	37.691	25	9	HARRIS	1:35.041	1:35.041	0.000
26	21	ASHLEY	19.924	77	NUTT	37.589	9	HARRIS	37.692	26	35	LLEWELLYN	1:35.110	1:35.296	0.186
27	24	WREN	19.953	22	PENSAVALLE	37.658	35	LLEWELLYN	37.728	27	22	PENSAVALLE	1:35.464	1:35.578	0.114
28	35	LLEWELLYN	19.985	21	ASHLEY	37.857	21	ASHLEY	37.844	28	21	ASHLEY	1:35.625	1:35.875	0.250
29	19	GILES	20.100	19	GILES	37.876	19	GILES	37.914	29	19	GILES	1:35.890	1:36.052	0.162
30	22	PENSAVALLE	20.115	24	WREN	38.009	24	WREN	37.944	30	24	WREN	1:35.906	1:36.017	0.111
31	68	BROGAN	25.667	68	BROGAN	39.482	68	BROGAN	48.266	31	68	BROGAN	1:53.415	1:53.415	0.000
													Perfect Lap	1:31.431	

Weather / Track : Sunny / Dry

Donington Park
Circuit Length = 2.5000 miles
Start: 13:15 End: 13:48

MCRCB BULLETIN TK105

2005 Bennetts British Superbike Championship

RIDERS POINTS AFTER ROUND 23

	TOTAL	28th March Brands Hatch - Indy	10th April Thruxton	24th April Mallory Park	2nd May Oulton Park	15th May Mondello Park	5th June Croft	26th June Knockhill	10th July Snetterton	21st August Silverstone	29th August Cadwell Park	11th September Oulton Park	25th September Donington Park	9th October Brands Hatch - GP
Gregorio LAVILLA (<i>Ducati</i>)	391	20 16	16 20	16	20	16 25	16 25	10 16	25	25 20	20 20	20 20	25	
Ryuichi KIYONARI (<i>Honda</i>)	387	25 25	25 25			25 16	25 16	25 25	25	8 25	11 16	25 25	20	
Michael RUTTER (<i>Honda</i>)	340	13 20	20 16	25 25	25 20	20 11	20 20	20 20	11 16	1 13	8	6	10	
Leon HASLAM (<i>Ducati</i>)	285	13	13 9	16 11	13 25	20	10	11 11	20	20 16	10 25	13 13	16	
Glen RICHARDS (<i>Kawasaki</i>)	231	16 9	7 11	20 20	11 10	10	11 13	13 9		11 11	16 1	11 8	13	
Karl HARRIS (<i>Honda</i>)	188	10 10	10 8	10	16 16	13 9		8 5	10	13 7	13 11	8 11		
Dean THOMAS (<i>Kawasaki</i>)	166	8 5	8 10	10 13	10 1	1 3	6 10	6 6	5 7	10 10	7 9	5 9	7	
Gary MASON (<i>Honda</i>)	147	6 4	3 8	9 9	8 7	7 11	7 3	8 8	9 9	5 6	7 7	6		
John REYNOLDS (<i>Suzuki</i>)	139	7 7	2				4	9 10	16 13	16	4 8	16 16	11	
Tommy HILL (<i>Yamaha</i>)	116	6 4	6			2		1 4	6 9	7 6	25 13	9 10	8	
Michael LAVERTY (<i>Honda</i>)	113	1 1	1	9 7	3 6	10 13	13	16 13	20					
James HAYDON (<i>Suzuki</i>)	99				8 13	6	8	8	13	6 8	9 10	10		
Sean EMMETT (<i>Yamaha</i>)	93	11 11	11 13	13 6	5	9					3	3 5	3	
Steve PLATER (<i>Honda</i>)	87		3 6		5 9	2 5	5 9		9 11	5	7	6 5		
Scott SMART (<i>Kawasaki</i>)	85	8 9	11 8	7	11 8	3 3	4	2 2					9	
Ben WILSON (<i>Kawasaki</i>)	52	5 3	1	5	1 2	3 1	4	2	7 10		2	2	4	
Jonathan REA (<i>Honda</i>)	47	3	4	2 2	4 7		9	7		4 5				
Kieran CLARKE (<i>Honda</i>)	39		5	1	6 8	5	8	2		1	3			
James BUCKINGHAM (<i>Suzuki</i>)	37		5	1			2	5		4	6 5	4 4	1	
Jeremy McWILLIAMS (<i>Honda</i>)	29	9	7			7 6								
Tristan PALMER (<i>Kawasaki</i>)	28	2		3 3	3		1	3 1	3	2 2	4	1		
Steve BROGAN (<i>Honda</i>)	19		2	6			1 7		1			2		
Danny BEAUMONT (<i>Honda</i>)	17	4		7					5		1			
Julien DA COSTA (<i>Kawasaki</i>)	13				11								2	
Jon KIRKHAM (<i>Kawasaki</i>)	12				4	4 4								
John McGUINNESS (<i>Yamaha</i>)	12	2		5 4								1		
Dennis HOBBS (<i>Yamaha</i>)	11		4						1	3 3				
Richard WREN (<i>Yamaha</i>)	11								4 4			3		
John LAVERTY (<i>Honda</i>)	8				2		6							
Chris MARTIN (<i>Suzuki</i>)	7						5				2			
Chris BURNS (<i>Yamaha</i>)	6								6					
Lee JACKSON (<i>Kawasaki</i>)	3								3					
Marty NUTT (<i>Honda</i>)	2						2							

MCRCB BULLETIN TK106

2005 Bennetts British Superbike Championship

CUP POINTS AFTER ROUND 23

	TOTAL	28th March Brands Hatch - Indy	10th April Thruxton	24th April Mallory Park	2nd May Oulton Park	15th May Mondello Park	5th June Croft	26th June Knockhill	10th July Snetterton	21st August Silverstone	29th August Cadwell Park	11th September Oulton Park	25th September Donington Park	9th October Brands Hatch - GP
James BUCKINGHAM (Suzuki)	451	20 25	25	16	25 16	16 20	16 16	25 25	20 11	25 25	25 25	25 25	25	
Chris MARTIN (Suzuki)	313	13 16	13 13	13 20		25 9	11 20	13 16	25 13	11	16 20	13 13	20	
Steve BROGAN (Honda)	288	10	20 25	20 25	20	11 16	20 25	20	16 20	20		20		
Marty NUTT (Honda)	276	20	16	11 16	16 20	20 10	25	20	16	16	11 10	20 16	13	
Malcolm ASHLEY (Kawasaki)	211	9 11			13 25	10 11	13	16 13	13 10	13 20	13 11		10	
Danny BEAUMONT (Honda)	198	25	20	25		13 25	13		25		20 16		16	
Michael PENSAVALLE (Kaw)	172	11 13	11 10		11 13	13	11	11	9		10 13	16 11	9	
Gareth GLYNN (Yamaha)	63	16	16 11	10	10									
Gary WATTS (Ducati)	20											11 9		
Phil GILES (Suzuki)	11												11	
James EDMEADES (Kawasaki)	10											10		

MCRCB BULLETIN TK107

2005 Bennetts British Superbike Championship

MANUFACTURERS POINTS AFTER ROUND 23

	TOTAL	28th March Brands Hatch - Indy	10th April Thruxton	24th April Mallory Park	2nd May Oulton Park	15th May Mondello Park	5th June Croft	26th June Knockhill	10th July Snetterton	21st August Silverstone	29th August Cadwell Park	11th September Oulton Park	25th September Donington Park	9th October Brands Hatch - GP
Honda	513	25 25	25 25	25 25	25 20	25 16	25 20	25 25	25 20	13 25	13 16	25 25	20	
Ducati	458	20 16	16 20	16 16	20 25	16 25	16 25	11 16	20 25	25 20	20 25	20 20	25	
Kawasaki	263	16 9	8 11	20 20	11 11	4 10	11 13	13 9	7 10	11 11	16 9	11 9	13	
Suzuki	225	7 8	9	11 8	8 13	11 8	3 5	9 10	16 13	16 8	9 10	16 16	11	
Yamaha	179	11 11	11 13	13 6	5	9 2		1 4	6 9	7 6	25 13	9 10	8	

MCRCB BULLETIN TK123

2005 Bennetts British Superbike Championship & Superbike Cup RACE CLASSIFICATION - RACE 5

POS	NO	CL	NAME	NAT	ENTRY	TIME	LAPS	GAP	MPH	BEST
1	36		Gregorio LAVILLA		Ducati - Airwaves Ducati	31:26.230	20		95.36	1:32.463
2	91		Leon HASLAM		Ducati - Airwaves Ducati	31:30.252	20	4.022	95.16	1:32.978
3	6		Ryuichi KIYONARI		Honda - HM Plant Honda	31:32.200	20	5.970	95.06	1:33.000
4	2		Michael RUTTER		Honda - HM Plant Honda	31:37.842	20	11.612	94.78	1:33.514
5	18		James HAYDON		Suzuki - Rizla Suzuki	31:40.988	20	14.758	94.62	1:33.415
6	12		Dean THOMAS		Kawasaki - Hawk Kawasaki	31:43.631	20	17.401	94.49	1:33.716
7	3		Gary MASON		Honda - Stobart Honda	31:55.657	20	29.427	93.90	1:33.946
8	88		Scott SMART		Kawasaki - Vivaldi Racing	31:56.204	20	29.974	93.87	1:33.908
9	9		Karl HARRIS		Honda - Honda-Racing.co.uk	32:17.961	20	51.731	92.82	1:35.739
10	33		Michael LAVERTY		Honda - Stobart Honda	32:21.028	20	54.798	92.67	1:34.868
11	65		Jonathan REA		Honda - Red Bull Honda	32:26.796	20	1:00.566	92.40	1:35.013
12	42		Dean ELLISON		Honda - Slingshot Racing	32:33.167	20	1:06.937	92.10	1:35.112
13	11		Ben WILSON		Kawasaki - Vivaldi Racing	32:33.943	20	1:07.713	92.06	1:35.479
14	77	C	Marty NUTT		Honda-M Johns Motors/NuttTravel	32:38.395	20	1:12.165	91.85	1:35.464
15	15		Luke QUIGLEY		Yamaha - Jentin Racing	32:41.403	20	1:15.173	91.71	1:36.040
16	37	C	Danny BEAUMONT		Honda - Team JJJ Racing	32:46.403	20	1:20.173	91.48	1:35.712
17	21	C	Malcolm ASHLEY		Kawasaki - MAR	31:28.510	19	1 LAP	90.48	1:35.804
18	26	C	Chris MARTIN		Suzuki - Nycom Racing	31:44.664	19	1 LAP	89.72	1:37.720
19	24		Richard WREN		Yamaha - Virgin Mobile Samsung	31:48.974	19	1 LAP	89.51	1:38.044
20	56	C	James BUCKINGHAM		Suzuki - Quay Garage Suzuki	31:51.905	19	1 LAP	89.38	1:37.062

NOT CLASSIFIED

17			Tristan PALMER		Kawasaki - Vivaldi Racing	26:44.233	16	D.N.F.	89.69	1:37.310
25			Dennis HOBBS		Yamaha - Team Nvidia	26:47.693	16	D.N.F.	89.50	1:35.901
75			Glen RICHARDS		Kawasaki - Hawk Kawasaki	20:35.414	13	D.N.F.	94.61	1:33.135
22	C		Michael PENSAVALLE		Kawasaki - MP Racing	20:00.926	12	D.N.F.	89.83	1:36.555
35			Matt LLEWELLYN		Yamaha - AIM Racing	15:09.904	9	D.N.F.	88.89	1:37.212
68	C		Steve BROGAN		Honda - PR Branson Honda	15:26.971	9	D.N.F.	87.26	1:37.046
74			Kieran CLARKE		Honda - Hydrex Honda	10:00.891	6	D.N.F.	89.68	1:37.358
5			Sean EMMETT		Yamaha - Virgin Mobile Samsung	6:46.079	4	D.N.F.	88.37	1:37.852
10			Julien DA COSTA		Kawasaki - Dienza Performance	6:46.665	4	D.N.F.	88.25	1:37.352
1			John REYNOLDS		Suzuki - Rizla Suzuki	1:43.607	1	D.N.F.	85.79	1:43.607
8			Tommy HILL		Yamaha - Virgin Mobile Samsung	1:45.233	1	D.N.F.	84.46	1:45.233
4			Steve PLATER		Honda - Hydrex Honda	1:45.400	1	D.N.F.	84.33	1:45.400

FASTEST LAP

36			Gregorio LAVILLA		Ducati - Airwaves Ducati	1:32.463	13	97.33mph	156.64kph
77	C		Marty NUTT		Honda-M Johns Motors/NuttTravel	1:35.464	17	94.27mph	151.72kph

Weather / Track : Sunny / Dry
 These results are provisional until the conclusion of any judicial and technical matters.

Donington Park
 Circuit Length = 2.5000 miles.
 Start: 15:55 End: 16:28

Race Director:	Stewards:	Timekeeper:
----------------	-----------	-------------

MCRCB BULLETIN TK124

2005 Bennetts British Superbike Championship & Superbike Cup RACE 5 - LAP CHART

Lap 1			Lap 2			Lap 3			Lap 4			Lap 5		
No	Behind	Laptime	No	Behind	Laptime	No	Behind	Laptime	No	Behind	Laptime	No	Behind	Laptime
6		1:40.161	2		1:36.708	2		1:36.666	2		1:35.656	2		1:35.083
2	0.479	1:40.640	91	0.134	1:36.665	91	0.298	1:36.830	36	0.672	1:35.696	36	0.087	1:34.498
91	0.656	1:40.817	36	0.835	1:36.435	36	0.632	1:36.463	91	1.010	1:36.368	91	0.453	1:34.526
75	1.181	1:41.342	75	1.120	1:37.126	75	0.949	1:36.495	75	1.312	1:36.019	75	1.017	1:34.788
36	1.587	1:41.748	6	1.593	1:38.780	6	1.508	1:36.581	6	2.419	1:36.567	6	1.939	1:34.603
12	2.367	1:42.528	12	2.277	1:37.097	12	2.436	1:36.825	12	2.689	1:35.909	12	3.140	1:35.534
1	3.446	1:43.607	9	4.023	1:37.144	9	5.701	1:38.344	18	6.917	1:36.157	18	7.604	1:35.770
9	4.066	1:44.227	18	6.075	1:38.711	18	6.416	1:37.007	3	7.568	1:36.382	3	8.554	1:36.069
18	4.551	1:44.712	3	6.287	1:37.241	3	6.842	1:37.221	88	8.227	1:36.170	88	8.872	1:35.728
8	5.072	1:45.233	88	7.979	1:38.607	88	7.713	1:36.400	9	9.377	1:39.332	9	11.850	1:37.556
4	5.239	1:45.400	25	9.058	1:40.122	25	11.994	1:39.602	37	15.029	1:38.471	37	17.353	1:37.407
25	6.123	1:46.284	11	9.458	1:39.706	37	12.214	1:38.759	11	15.334	1:38.386	11	17.514	1:37.263
3	6.233	1:46.394	37	10.121	1:39.489	11	12.604	1:39.812	25	15.968	1:39.630	74	18.780	1:37.726
88	6.559	1:46.720	74	11.048	1:39.998	74	12.850	1:38.468	74	16.137	1:38.943	33	20.073	1:38.305
11	6.939	1:47.100	33	12.248	1:40.089	33	13.531	1:37.949	5	16.409	1:38.168	25	22.867	1:41.982P
37	7.819	1:47.980	5	12.711	1:40.212	5	13.897	1:37.852	33	16.851	1:38.976	65	22.470	1:38.215
74	8.237	1:48.398	10	13.410	1:40.200	10	15.299	1:38.555	10	16.995	1:37.352	77	24.644	1:38.595
33	9.346	1:49.507	65	14.797	1:41.068	65	17.585	1:39.454	65	19.338	1:37.409	15	25.143	1:38.460
5	9.686	1:49.847	77	15.085	1:41.080	77	18.682	1:40.263	77	21.132	1:38.106	17	26.763	1:38.880
10	10.397	1:50.558	17	15.510	1:41.035	15	18.720	1:38.954	15	21.766	1:38.702	42	26.925	1:38.818
65	10.916	1:51.077	56	16.067	1:40.664	17	20.131	1:41.287	17	22.966	1:38.491	56	27.834	1:38.960
77	11.192	1:51.353	15	16.432	1:41.723	42	20.246	1:39.421	42	23.190	1:38.600	35	32.420	1:38.907
17	11.662	1:51.823	42	17.491	1:40.998	56	20.735	1:41.334	56	23.957	1:38.878	22	33.040	1:39.294
15	11.896	1:52.057	26	21.187	1:43.794	35	25.764	1:41.094	35	28.596	1:38.488	68	33.447	1:38.390
56	12.590	1:52.751	35	21.336	1:43.837	68	25.974	1:41.000	22	28.829	1:38.142	21	37.423	1:40.331
42	13.680	1:53.841	68	21.640	1:43.774	22	26.343	1:41.236	68	30.140	1:39.822	26	37.729	1:40.874
26	14.580	1:54.741	22	21.773	1:43.662	26	27.061	1:42.540	26	31.938	1:40.533	24	38.008	1:40.087
35	14.686	1:54.847	21	22.420	1:43.824	21	27.371	1:41.617	21	32.175	1:40.460			
68	15.053	1:55.214	24	23.331	1:43.928	24	28.318	1:41.653	24	33.004	1:40.342			
22	15.298	1:55.459												
21	15.783	1:55.944												
24	16.590	1:56.751												

MCRCB BULLETIN TK124

2005 Bennetts British Superbike Championship & Superbike Cup RACE 5 - LAP CHART

(contd.)

Lap 6			Lap 7			Lap 8			Lap 9			Lap 10		
No	Behind	Laptime	No	Behind	Laptime	No	Behind	Laptime	No	Behind	Laptime	No	Behind	Laptime
36		1:34.396	36		1:33.972	36		1:33.557	36		1:33.404	36		1:33.531
91	0.228	1:34.258	91	0.198	1:33.942	91	0.579	1:33.938	91	0.958	1:33.783	91	0.720	1:33.293
2	0.664	1:35.147	2	0.660	1:33.968	2	1.008	1:33.905	75	1.701	1:33.620	75	1.305	1:33.135
75	1.040	1:34.506	75	1.182	1:34.114	75	1.485	1:33.860	2	2.221	1:34.617	2	2.605	1:33.915
6	1.616	1:34.160	6	1.646	1:34.002	6	1.698	1:33.609	6	2.324	1:34.030	6	3.741	1:34.948
12	3.398	1:34.741	12	4.091	1:34.665	12	5.005	1:34.471	12	5.840	1:34.239	12	6.815	1:34.506
18	7.951	1:34.830	18	8.490	1:34.511	18	9.050	1:34.117	18	9.061	1:33.415	18	9.832	1:34.302
3	9.526	1:35.455	3	11.081	1:35.527	3	12.745	1:35.221	3	14.157	1:34.816	3	15.913	1:35.287
88	9.824	1:35.435	88	11.340	1:35.488	88	13.185	1:35.402	88	14.391	1:34.610	88	17.109	1:36.249
9	13.344	1:35.977	9	15.347	1:35.975	9	18.120	1:36.330	9	20.811	1:36.095	9	23.246	1:35.966
37	19.827	1:36.957	11	22.408	1:36.468	11	24.770	1:35.919	11	27.720	1:36.354	11	30.119	1:35.930
11	19.912	1:36.881	37	23.192	1:37.337	37	25.530	1:35.895	37	28.436	1:36.310	37	30.617	1:35.712
74	21.655	1:37.358	33	25.946	1:37.806	33	28.847	1:36.458	33	31.055	1:35.612	33	33.636	1:36.112
33	22.112	1:36.522	65	26.939	1:36.266	65	29.381	1:35.999	65	31.502	1:35.525	65	34.015	1:36.044
65	24.645	1:36.658	77	30.566	1:37.099	77	34.120	1:37.111	77	37.520	1:36.804	42	40.127	1:35.601
77	27.439	1:37.278	15	31.765	1:37.381	15	34.957	1:36.749	42	38.057	1:35.795	77	40.671	1:36.682
15	28.356	1:37.696	42	32.868	1:36.587	42	35.666	1:36.355	15	38.614	1:37.061	15	41.723	1:36.640
42	30.253	1:37.811	56	34.036	1:37.062	56	38.741	1:38.262	56	44.045	1:38.708	56	49.347	1:38.833
56	30.946	1:37.595	17	36.997	1:38.015	17	43.851	1:40.411	17	48.422	1:37.975	17	52.421	1:37.530
17	32.954	1:40.674	35	38.685	1:37.212	35	44.113	1:38.985	22	48.927	1:37.819	22	52.564	1:37.168
35	35.445	1:37.508	22	38.866	1:37.271	68	44.244	1:38.460	35	49.735	1:39.026	21	55.859	1:37.352
22	35.567	1:37.010	68	39.341	1:37.303	22	44.512	1:39.203	21	52.038	1:36.931	26	1:03.524	1:38.649
68	36.010	1:37.046	21	44.347	1:37.661	21	48.511	1:37.721	26	58.406	1:38.371	24	1:04.278	1:38.460
21	40.658	1:37.718	26	47.904	1:39.433	26	53.439	1:39.092	24	59.349	1:38.185	25	1:16.802	1:37.428
26	42.443	1:39.197	24	48.256	1:39.423	24	54.568	1:39.869	68	1:06.802	1:55.962P			
24	42.805	1:39.280	25	1:05.931	1:37.825	25	1:09.677	1:37.303	25	1:12.905	1:36.632			
25	1:02.078	2:13.694												

MCRCB BULLETIN TK124

**2005 Bennetts British Superbike Championship & Superbike Cup
RACE 5 - LAP CHART**

(contd.)

Lap 11			Lap 12			Lap 13			Lap 14			Lap 15		
No	Behind	Laptime	No	Behind	Laptime	No	Behind	Laptime	No	Behind	Laptime	No	Behind	Laptime
36		1:33.818	36		1:32.829	36		1:32.463	36		1:32.657	36		1:32.590
91	0.697	1:33.795	91	1.317	1:33.449	91	2.024	1:33.170	91	2.829	1:33.462	91	3.674	1:33.435
75	1.003	1:33.516	75	1.577	1:33.403	75	2.604	1:33.490	6	6.049	1:33.532	6	6.515	1:33.056
2	3.166	1:34.379	2	3.851	1:33.514	6	5.174	1:33.556	2	7.036	1:33.916	2	7.966	1:33.520
6	3.613	1:33.690	6	4.081	1:33.297	2	5.777	1:34.389	18	12.402	1:33.513	18	13.570	1:33.758
12	7.490	1:34.493	12	8.851	1:34.190	12	10.727	1:34.339	12	12.936	1:34.866	12	14.431	1:34.085
18	9.576	1:33.562	18	10.393	1:33.646	18	11.546	1:33.616	3	24.169	1:35.287	3	26.585	1:35.006
3	17.248	1:35.153	3	19.351	1:34.932	3	21.539	1:34.651	88	24.430	1:34.755	88	26.952	1:35.112
88	18.015	1:34.724	88	20.219	1:35.033	88	22.332	1:34.576	9	35.933	1:36.817	9	39.514	1:36.171
9	25.361	1:35.933	9	28.497	1:35.965	9	31.773	1:35.739	33	44.403	1:35.796	33	46.681	1:34.868
37	33.012	1:36.213	37	36.164	1:35.981	33	41.264	1:35.522	65	44.905	1:35.758	65	47.328	1:35.013
11	33.805	1:37.504	11	36.455	1:35.479	65	41.804	1:35.637	11	50.538	1:38.872	11	55.035	1:37.087
33	35.713	1:35.895	33	38.205	1:35.321	11	44.323	1:40.331	42	53.556	1:36.708	42	57.296	1:36.330
65	36.006	1:35.809	65	38.630	1:35.453	37	49.025	1:45.324	37	54.792	1:38.424	77	58.853	1:36.641
42	42.426	1:36.117	42	45.652	1:36.055	42	49.505	1:36.316	77	54.802	1:36.897	15	59.499	1:37.099
77	43.565	1:36.712	77	46.952	1:36.216	77	50.562	1:36.073	15	54.990	1:36.171	37	1:00.416	1:38.214
15	44.495	1:36.590	15	47.794	1:36.128	15	51.476	1:36.145	21	1:12.106	1:37.014	21	1:17.067	1:37.551
56	54.876	1:39.347	56	1:00.473	1:38.426	17	1:07.582	1:37.984	17	1:12.697	1:37.772	17	1:19.875	1:39.768
22	56.853	1:38.107	22	1:00.579	1:36.555	21	1:07.749	1:37.802	56	1:17.092	1:40.655	56	1:25.060	1:40.558
17	57.580	1:38.977	17	1:02.061	1:37.310	56	1:09.094	1:41.084	26	1:25.613	1:38.470	26	1:31.310	1:38.287
21	59.435	1:37.394	21	1:02.410	1:35.804	26	1:19.800	1:38.589	24	1:26.412	1:38.111	24	1:32.146	1:38.324
26	1:08.128	1:38.422	26	1:13.674	1:38.375	24	1:20.958	1:38.851	25	1:30.404	1:36.016			
24	1:09.355	1:38.895	24	1:14.570	1:38.044	25	1:27.045	1:36.330						
25	1:19.540	1:36.556	25	1:23.178	1:36.467									

MCRCB BULLETIN TK124

**2005 Bennetts British Superbike Championship & Superbike Cup
RACE 5 - LAP CHART**

(contd.)

Lap 16			Lap 17			Lap 18			Lap 19			Lap 20		
No	Behind	Laptime	No	Behind	Laptime	No	Behind	Laptime	No	Behind	Laptime	No	Behind	Laptime
36		1:33.168	36		1:33.769	36		1:33.397	36		1:33.308	36		1:34.531
25	1 LAP	1:35.901	25	1 LAP	1:35.921	91	4.419	1:34.192	91	4.292	1:33.181	21	1 LAP	1:40.404
91	4.415	1:33.909	26	1 LAP	1:38.641	56	1 LAP	1:41.820	6	6.596	1:33.103	91	4.022	1:34.261
6	6.645	1:33.298	91	3.624	1:32.978	6	6.801	1:34.322	2	11.346	1:34.882	6	5.970	1:33.905
2	8.636	1:33.838	24	1 LAP	1:39.168	26	1 LAP	1:39.155	56	1 LAP	1:40.311	2	11.612	1:34.797
18	14.468	1:34.066	6	5.876	1:33.000	2	9.772	1:34.334	26	1 LAP	1:37.720	18	14.758	1:33.795
12	15.311	1:34.048	2	8.835	1:33.968	24	1 LAP	1:40.858	18	15.494	1:33.580	12	17.401	1:35.643
3	27.844	1:34.427	18	14.769	1:34.070	18	15.222	1:33.850	12	16.289	1:33.837	26	1 LAP	1:39.781
88	28.527	1:34.743	12	15.441	1:33.899	12	15.760	1:33.716	24	1 LAP	1:39.981	24	1 LAP	1:38.764
9	42.391	1:36.045	3	28.255	1:34.180	3	29.250	1:34.392	3	29.888	1:33.946	56	1 LAP	1:47.025
33	48.569	1:35.056	88	29.109	1:34.351	88	29.950	1:34.238	88	30.550	1:33.908	3	29.427	1:34.070
65	49.654	1:35.494	9	44.575	1:35.953	9	47.512	1:36.334	9	49.973	1:35.769	88	29.974	1:33.955
11	58.063	1:36.196	33	49.678	1:34.878	33	51.621	1:35.340	33	53.602	1:35.289	9	51.731	1:36.289
42	59.999	1:35.871	65	53.683	1:37.798	65	56.183	1:35.897	65	58.164	1:35.289	33	54.798	1:35.727
77	1:01.498	1:35.813	11	59.960	1:35.666	11	1:03.041	1:36.478	42	1:05.986	1:35.783	65	1:00.566	1:36.933
15	1:02.376	1:36.045	42	1:01.342	1:35.112	42	1:03.511	1:35.566	11	1:06.284	1:36.551	42	1:06.937	1:35.482
37	1:03.544	1:36.296	77	1:03.193	1:35.464	77	1:06.094	1:36.298	77	1:09.235	1:36.449	11	1:07.713	1:35.960
21	1:21.283	1:37.384	15	1:04.647	1:36.040	15	1:07.898	1:36.648	15	1:11.654	1:37.064	77	1:12.165	1:37.461
56	1:31.524	1:39.632	37	1:08.746	1:38.971	37	1:12.562	1:37.213	37	1:16.184	1:36.930	15	1:15.173	1:38.050
17	1:33.008	1:46.301P	21	1:25.010	1:37.496	21	1:29.715	1:38.102				37	1:20.173	1:38.520

MCRCB BULLETIN TK125

2005 Bennetts British Superbike Championship & Superbike Cup RACE 5 - SECTOR ANALYSIS

1	John REYNOLDS				Suzuki - Rizla Suzuki			
1 - 25.364	39.363 156.0	38.880 115.0	1:43.607					
2	Michael RUTTER				Honda - HM Plant Honda			
1 - 23.805	38.457 158.6	38.378 115.0	1:40.640	11 - 20.024	37.137 156.4	37.218 116.5	1:34.379	
2 - 20.373	38.031 159.0	38.304 114.8	1:36.708	12 - 19.566	37.078 159.0	36.870 116.2	1:33.514	
3 - 20.778	37.996 156.4	37.892 115.2	1:36.666	13 - 19.589	37.135 151.4	37.665 116.7	1:34.389	
4 - 20.466	37.712 157.9	37.478 116.0	1:35.656	14 - 19.727	37.188 159.0	37.001 117.5	1:33.916	
5 - 20.167	37.343 158.6	37.573 112.4	1:35.083	15 - 19.563	37.126 160.9	36.831 116.5	1:33.520	
6 - 20.578	37.414 159.7	37.155 115.8	1:35.147	16 - 19.610	37.215 159.0	37.013 116.7	1:33.838	
7 - 19.864	37.096 159.7	37.008 116.7	1:33.968	17 - 19.678	37.313 160.5	36.977 115.4	1:33.968	
8 - 19.722	36.945 159.0	37.238 115.6	1:33.905	18 - 19.641	37.554 158.6	37.139 116.9	1:34.334	
9 - 19.783	36.988 160.1	37.846 116.9	1:34.617	19 - 19.750	37.828 156.7	37.304 116.0	1:34.882	
10 - 19.687	37.010 159.0	37.218 115.0	1:33.915	20 - 19.816	37.644 158.6	37.337 114.4	1:34.797	
3	Gary MASON				Honda - Stobart Honda			
1 - 26.585	39.727 143.0	40.082 115.6	1:46.394	11 - 19.890	37.440 157.5	37.823 117.7	1:35.153	
2 - 20.429	38.176 156.7	38.636 113.6	1:37.241	12 - 19.716	37.410 157.1	37.806 118.4	1:34.932	
3 - 20.732	37.919 157.9	38.570 115.2	1:37.221	13 - 19.785	37.260 157.5	37.606 118.6	1:34.651	
4 - 20.351	37.783 156.7	38.248 118.0	1:36.382	14 - 19.879	37.650 157.1	37.758 119.0	1:35.287	
5 - 20.063	37.761 156.7	38.245 115.8	1:36.069	15 - 19.878	37.547 156.7	37.581 118.4	1:35.006	
6 - 19.951	37.478 157.5	38.026 118.2	1:35.455	16 - 19.831	37.299 157.5	37.297 116.9	1:34.427	
7 - 19.959	37.656 157.5	37.912 116.9	1:35.527	17 - 19.740	37.218 157.5	37.222 119.0	1:34.180	
8 - 19.838	37.353 157.9	38.030 119.7	1:35.221	18 - 19.771	37.413 157.5	37.208 121.1	1:34.392	
9 - 19.783	37.364 157.5	37.669 118.4	1:34.816	19 - 19.593	37.212 157.5	37.141 115.8	1:33.946	
10 - 19.856	37.386 157.1	38.045 119.5	1:35.287	20 - 19.749	37.054 158.2	37.267 117.5	1:34.070	
4	Steve PLATER				Honda - Hydrex Honda			
1 - 26.234	39.930 156.0	39.236 115.6	1:45.400					
5	Sean EMMETT				Yamaha - Virgin Mobile Samsung			
1 - 28.068	41.134 145.2	40.645 112.2	1:49.847	3 - 20.783	38.176 155.3	38.893 113.0	1:37.852	
2 - 21.379	39.362 150.4	39.471 112.4	1:40.212	4 - 20.441	38.431 152.8	39.296 114.2	1:38.168	
6	Ryuichi KIYONARI				Honda - HM Plant Honda			
1 - 23.292	38.187 159.0	38.682 118.4	1:40.161	11 - 19.759	36.966 161.7	36.965 121.5	1:33.690	
2 - 20.503	38.351 156.7	39.926 119.5	1:38.780	12 - 19.584	36.808 159.7	36.905 121.5	1:33.297	
3 - 20.289	38.365 160.5	37.927 120.6	1:36.581	13 - 19.572	36.917 160.5	37.067 119.3	1:33.556	
4 - 19.929	37.593 154.6	39.045 121.3	1:36.567	14 - 19.602	37.095 160.1	36.835 122.2	1:33.532	
5 - 19.982	37.289 159.7	37.332 121.1	1:34.603	15 - 19.541	36.807 160.5	36.708 120.4	1:33.056	
6 - 19.734	37.480 159.0	36.946 120.8	1:34.160	16 - 19.600	36.947 159.7	36.751 122.2	1:33.298	
7 - 19.634	37.095 161.7	37.273 121.8	1:34.002	17 - 19.551	36.909 160.5	36.540 121.5	1:33.000	
8 - 19.563	36.890 162.0	37.156 120.8	1:33.609	18 - 19.554	37.955 159.4	36.813 121.5	1:34.322	
9 - 19.825	36.936 159.0	37.269 121.1	1:34.030	19 - 19.521	36.984 160.5	36.598 121.5	1:33.103	
10 - 19.729	36.976 164.0	38.243 120.4	1:34.948	20 - 19.396	36.980 160.5	37.529 113.6	1:33.905	
8	Tommy HILL				Yamaha - Virgin Mobile Samsung			
1 - 26.098	39.963 154.9	39.172 112.0	1:45.233					

MCRCB BULLETIN TK125

2005 Bennetts British Superbike Championship & Superbike Cup RACE 5 - SECTOR ANALYSIS

(contd.)

9	Karl HARRIS				Honda - Honda-Racing.co.uk			
1 - 25.576	39.431 156.7	39.220 112.8	1:44.227	11 - 20.073	38.146 154.9	37.714 114.8	1:35.933	
2 - 20.223	38.919 156.4	38.002 113.8	1:37.144	12 - 20.045	38.038 154.9	37.882 113.6	1:35.965	
3 - 20.342	38.559 156.7	39.443 107.1	1:38.344	13 - 20.144	37.911 154.9	37.684 113.2	1:35.739	
4 - 20.290	38.388 156.0	40.654 116.0	1:39.332	14 - 20.470	38.355 154.6	37.992 115.0	1:36.817	
5 - 19.952	38.019 156.7	39.585 106.3	1:37.556	15 - 20.106	38.271 154.6	37.794 114.0	1:36.171	
6 - 20.333	38.130 155.3	37.514 112.8	1:35.977	16 - 20.098	38.050 153.5	37.897 113.2	1:36.045	
7 - 20.186	38.210 156.0	37.579 114.2	1:35.975	17 - 20.262	38.079 154.6	37.612 113.8	1:35.953	
8 - 20.069	37.876 156.4	38.385 114.2	1:36.330	18 - 20.181	38.366 154.6	37.787 111.2	1:36.334	
9 - 20.008	37.926 155.3	38.161 113.2	1:36.095	19 - 20.049	37.957 155.7	37.763 112.6	1:35.769	
10 - 20.137	37.908 154.9	37.921 113.8	1:35.966	20 - 20.042	38.082 153.9	38.165 95.5	1:36.289	
10	Julien DA COSTA				Kawasaki - Dienza Performance			
1 - 28.444	41.044 147.8	41.070 110.6	1:50.558	3 - 20.964	38.679 152.8	38.912 112.4	1:38.555	
2 - 21.315	39.353 150.1	39.532 113.4	1:40.200	4 - 20.394	38.049 154.2	38.909 115.6	1:37.352	
11	Ben WILSON				Kawasaki - Vivaldi Racing			
1 - 26.903	40.556 150.8	39.641 114.6	1:47.100	11 - 20.124	38.025 149.7	39.355 115.6	1:37.504	
2 - 21.128	39.855 152.1	38.723 114.2	1:39.706	12 - 20.155	37.860 151.8	37.464 115.2	1:35.479	
3 - 21.065	39.351 152.5	39.396 111.0	1:39.812	13 - 20.021	42.317 151.1	37.993 110.6	1:40.331	
4 - 20.657	39.172 149.7	38.557 113.6	1:38.386	14 - 20.224	40.604 148.4	38.044 113.4	1:38.872	
5 - 20.419	38.402 153.5	38.442 113.8	1:37.263	15 - 20.511	38.591 147.4	37.985 110.1	1:37.087	
6 - 20.241	38.492 151.4	38.148 114.8	1:36.881	16 - 20.347	38.466 150.8	37.383 113.4	1:36.196	
7 - 20.328	38.194 150.1	37.946 105.9	1:36.468	17 - 20.189	38.247 151.8	37.230 113.6	1:35.666	
8 - 20.355	37.920 150.4	37.644 111.4	1:35.919	18 - 20.377	38.523 151.4	37.578 114.0	1:36.478	
9 - 20.112	38.479 149.7	37.763 112.2	1:36.354	19 - 20.138	38.372 149.7	38.041 113.6	1:36.551	
10 - 20.137	38.016 149.4	37.777 111.8	1:35.930	20 - 20.075	38.142 152.8	37.743 112.8	1:35.960	
12	Dean THOMAS				Kawasaki - Hawk Kawasaki			
1 - 24.797	38.870 155.3	38.861 115.2	1:42.528	11 - 19.795	37.382 154.9	37.316 116.9	1:34.493	
2 - 20.452	38.404 154.9	38.241 115.8	1:37.097	12 - 19.625	37.317 154.6	37.248 116.7	1:34.190	
3 - 20.309	38.196 156.0	38.320 115.2	1:36.825	13 - 19.711	37.392 154.2	37.236 116.2	1:34.339	
4 - 20.015	37.912 156.0	37.982 117.7	1:35.909	14 - 19.665	37.494 154.2	37.707 117.1	1:34.866	
5 - 20.016	37.852 156.0	37.666 115.6	1:35.534	15 - 19.775	37.083 156.7	37.227 117.7	1:34.085	
6 - 19.917	37.436 156.0	37.388 115.0	1:34.741	16 - 19.575	37.162 157.9	37.311 115.4	1:34.048	
7 - 19.740	37.428 156.7	37.497 116.7	1:34.665	17 - 19.681	37.196 158.2	37.022 116.7	1:33.899	
8 - 19.908	37.179 157.1	37.384 115.8	1:34.471	18 - 19.663	37.067 158.2	36.986 117.7	1:33.716	
9 - 19.722	37.131 156.0	37.386 116.0	1:34.239	19 - 19.563	37.124 157.5	37.150 117.3	1:33.837	
10 - 19.811	37.329 154.9	37.366 113.6	1:34.506	20 - 19.927	37.705 156.0	38.011 108.8	1:35.643	
15	Luke QUIGLEY				Yamaha - Jentin Racing			
1 - 28.836	42.327 147.8	40.894 112.6	1:52.057	11 - 20.220	38.534 152.8	37.836 114.8	1:36.590	
2 - 21.745	40.199 151.8	39.779 113.6	1:41.723	12 - 20.132	38.381 152.8	37.615 114.8	1:36.128	
3 - 20.850	39.178 152.5	38.926 111.4	1:38.954	13 - 19.920	38.251 154.6	37.974 114.8	1:36.145	
4 - 20.656	38.996 152.1	39.050 113.6	1:38.702	14 - 20.049	38.383 151.4	37.739 113.0	1:36.171	
5 - 20.451	39.467 152.8	38.542 112.4	1:38.460	15 - 20.774	38.582 151.8	37.743 113.8	1:37.099	
6 - 20.311	38.871 154.2	38.514 113.2	1:37.696	16 - 20.151	38.410 154.2	37.484 114.0	1:36.045	
7 - 20.388	38.653 153.5	38.340 113.8	1:37.381	17 - 20.122	38.276 154.6	37.642 113.6	1:36.040	
8 - 20.287	38.466 154.9	37.996 114.0	1:36.749	18 - 20.378	38.483 154.2	37.787 110.8	1:36.648	
9 - 20.088	38.462 154.2	38.511 113.6	1:37.061	19 - 20.632	38.630 152.8	37.802 112.4	1:37.064	
10 - 20.201	38.470 152.5	37.969 114.6	1:36.640	20 - 20.340	38.548 153.2	39.162 102.0	1:38.050	

Weather / Track : Sunny / Dry

Donington Park
Circuit Length = 2.5000 miles.
Start: 15:55 End: 16:28

MCRCB BULLETIN TK125

2005 Bennetts British Superbike Championship & Superbike Cup RACE 5 - SECTOR ANALYSIS

(contd.)

17	Tristan PALMER				Kawasaki - Vivaldi Racing				
1 -	28.643	41.856 153.9	41.324 112.8	1:51.823	9 -	20.389	39.064 152.8	38.522 113.4	1:37.975
2 -	21.742	39.924 154.9	39.369 115.4	1:41.035	10 -	20.260	38.652 153.5	38.618 112.8	1:37.530
3 -	20.954	39.277 155.7	41.056 113.8	1:41.287	11 -	20.550	39.466 153.2	38.961 112.4	1:38.977
4 -	20.574	39.059 155.7	38.858 114.6	1:38.491	12 -	20.060	38.500 154.9	38.750 113.4	1:37.310
5 -	20.386	39.620 154.6	38.874 114.4	1:38.880	13 -	20.170	39.030 150.8	38.784 112.6	1:37.984
6 -	20.417	39.078 154.9	41.179 111.2	1:40.674	14 -	20.322	38.837 152.8	38.613 111.8	1:37.772
7 -	20.384	38.910 154.9	38.721 114.2	1:38.015	15 -	20.254	39.711 141.2	39.803 112.2	1:39.768
8 -	20.465	39.276 153.9	40.670 110.8	1:40.411	16 -	20.249	41.845 145.2	44.207	1:46.301P
18	James HAYDON				Suzuki - Rizla Suzuki				
1 -	25.676	39.613 151.4	39.423 111.4	1:44.712	11 -	19.681	36.899 156.0	36.982 117.7	1:33.562
2 -	20.680	38.624 150.8	39.407 115.2	1:38.711	12 -	19.478	37.006 157.1	37.162 116.7	1:33.646
3 -	20.442	38.330 154.2	38.235 113.6	1:37.007	13 -	19.594	36.960 152.8	37.062 116.9	1:33.616
4 -	20.335	37.659 157.5	38.163 116.7	1:36.157	14 -	19.583	36.769 157.5	37.161 114.4	1:33.513
5 -	20.019	37.835 155.3	37.916 116.2	1:35.770	15 -	19.822	36.832 157.1	37.104 116.9	1:33.758
6 -	20.003	37.453 155.3	37.374 118.2	1:34.830	16 -	19.586	37.452 153.5	37.028 117.3	1:34.066
7 -	19.775	37.504 156.0	37.232 115.2	1:34.511	17 -	19.632	37.463 152.5	36.975 116.7	1:34.070
8 -	19.796	37.179 157.5	37.142 117.7	1:34.117	18 -	19.529	37.250 152.5	37.071 115.0	1:33.850
9 -	19.592	36.928 157.1	36.895 116.9	1:33.415	19 -	19.487	36.986 156.7	37.107 116.7	1:33.580
10 -	19.579	36.903 157.1	37.820 114.8	1:34.302	20 -	19.696	37.019 154.9	37.080 115.2	1:33.795
21	Malcolm ASHLEY				Kawasaki - MAR				C
1 -	29.965	43.650 144.0	42.329 109.1	1:55.944	11 -	20.390	38.186 150.4	38.818 110.8	1:37.394
2 -	21.853	41.214 148.1	40.757 108.4	1:43.824	12 -	20.105	37.956 150.1	37.743 113.2	1:35.804
3 -	21.096	39.813 148.4	40.708 111.8	1:41.617	13 -	20.166	38.750 147.8	38.886 111.4	1:37.802
4 -	21.062	39.559 151.7	39.839 111.8	1:40.460	14 -	20.266	38.545 149.4	38.203 109.9	1:37.014
5 -	20.803	39.810 148.7	39.718 111.0	1:40.331	15 -	20.527	38.497 149.1	38.527 107.0	1:37.551
6 -	20.674	38.494 147.8	38.550 107.3	1:37.718	16 -	20.471	38.484 149.1	38.429 110.6	1:37.384
7 -	20.691	38.465 149.1	38.505 110.6	1:37.661	17 -	20.681	38.511 147.4	38.304 110.6	1:37.496
8 -	20.693	38.725 149.1	38.303 111.0	1:37.721	18 -	20.483	38.751 143.3	38.868 110.5	1:38.102
9 -	20.222	38.179 148.1	38.530 110.5	1:36.931	19 -	20.651	39.522 128.3	40.231 90.8	1:40.404
10 -	20.543	38.268 148.7	38.541 106.8	1:37.352					
22	Michael PENSAVALLE				Kawasaki - MP Racing				C
1 -	29.851	43.402 144.3	42.206 111.2	1:55.459	7 -	20.461	38.110 153.5	38.700 113.2	1:37.271
2 -	21.975	40.855 149.4	40.832 111.8	1:43.662	8 -	20.317	38.184 153.5	40.702 114.6	1:39.203
3 -	21.379	39.995 146.8	39.862 113.4	1:41.236	9 -	20.516	38.608 152.5	38.695 112.8	1:37.819
4 -	20.488	38.471 149.1	39.183 109.3	1:38.142	10 -	20.148	38.340 151.1	38.680 112.6	1:37.168
5 -	20.636	39.897 149.7	38.761 113.0	1:39.294	11 -	20.511	38.940 150.4	38.656 110.6	1:38.107
6 -	20.203	38.350 150.8	38.457 113.2	1:37.010	12 -	20.213	38.122 150.1	38.220 111.2	1:36.555

Weather / Track : Sunny / Dry

Donington Park
Circuit Length = 2.5000 miles.
Start: 15:55 End: 16:28

MCRCB BULLETIN TK125

2005 Bennetts British Superbike Championship & Superbike Cup RACE 5 - SECTOR ANALYSIS

(contd.)

24	Richard WREN	Yamaha - Virgin Mobile Samsung						
1 - 30.313	44.385 148.4	42.053 109.9	1:56.751	11 - 20.849	38.968 151.4	39.078 112.8	1:38.895	
2 - 22.440	40.889 151.1	40.599 111.0	1:43.928	12 - 20.504	38.523 152.1	39.017 113.2	1:38.044	
3 - 21.280	39.955 153.2	40.418 112.4	1:41.653	13 - 20.533	39.014 152.5	39.304 112.0	1:38.851	
4 - 20.846	39.602 151.8	39.894 112.6	1:40.342	14 - 20.428	38.833 152.5	38.850 113.0	1:38.111	
5 - 20.642	40.101 152.8	39.344 112.2	1:40.087	15 - 20.581	39.097 152.8	38.646 113.0	1:38.324	
6 - 21.027	39.194 151.4	39.059 114.2	1:39.280	16 - 20.312	39.196 153.5	39.660 114.2	1:39.168	
7 - 20.660	39.015 154.6	39.748 113.4	1:39.423	17 - 20.548	41.403 116.9	38.907 112.4	1:40.858	
8 - 20.559	38.971 151.4	40.339 112.6	1:39.869	18 - 20.668	40.447 121.5	38.866 113.6	1:39.981	
9 - 20.716	38.708 153.2	38.761 113.4	1:38.185	19 - 20.831	38.881 153.2	39.052 112.8	1:38.764	
10 - 20.471	38.926 149.7	39.063 112.2	1:38.460					
25	Dennis HOBBS	Yamaha - Team Nvidia						
1 - 25.964	39.865 152.8	40.455 112.8	1:46.284	9 - 20.436	37.884 153.9	38.312 114.6	1:36.632	
2 - 21.351	39.270 152.5	39.501 113.6	1:40.122	10 - 20.489	38.394 151.8	38.545 113.6	1:37.428	
3 - 21.084	39.279 153.2	39.239 113.8	1:39.602	11 - 20.394	38.041 150.1	38.121 114.2	1:36.556	
4 - 20.911	39.151 151.4	39.568 113.8	1:39.630	12 - 20.353	38.036 153.5	38.078 114.2	1:36.467	
5 - 20.596	38.197 153.2	43.189	1:41.982P	13 - 20.315	38.011 153.2	38.004 115.0	1:36.330	
6 - 55.959	38.994 152.1	38.741 113.6	2:13.694	14 - 20.238	37.735 154.2	38.043 114.8	1:36.016	
7 - 20.732	38.225 152.8	38.868 113.8	1:37.825	15 - 20.293	37.761 153.5	37.847 115.8	1:35.901	
8 - 20.614	38.181 152.5	38.508 114.0	1:37.303	16 - 20.178	37.807 148.4	37.936 114.0	1:35.921	
26	Chris MARTIN	Suzuki - Nycom Racing C						
1 - 29.086	43.298 150.8	42.357 112.4	1:54.741	11 - 20.501	39.071 153.2	38.850 113.6	1:38.422	
2 - 22.082	40.998 151.4	40.714 111.2	1:43.794	12 - 20.726	38.915 153.2	38.734 113.8	1:38.375	
3 - 21.494	40.095 153.5	40.951 115.2	1:42.540	13 - 20.596	39.201 151.8	38.792 114.0	1:38.589	
4 - 21.176	39.650 153.5	39.707 113.6	1:40.533	14 - 20.576	39.333 153.2	38.561 114.6	1:38.470	
5 - 20.917	39.831 151.4	40.126 108.8	1:40.874	15 - 20.697	39.128 152.1	38.462 115.0	1:38.287	
6 - 20.960	39.163 154.9	39.074 114.8	1:39.197	16 - 20.459	39.282 153.9	38.900 116.5	1:38.641	
7 - 20.547	39.205 154.2	39.681 114.4	1:39.433	17 - 20.329	40.536 154.9	38.290 113.4	1:39.155	
8 - 20.469	39.158 152.1	39.465 114.0	1:39.092	18 - 20.175	38.751 156.4	38.794 113.4	1:37.720	
9 - 20.580	38.775 153.2	39.016 114.6	1:38.371	19 - 20.407	39.434 152.1	39.940 111.0	1:39.781	
10 - 20.586	39.001 153.2	39.062 114.0	1:38.649					
33	Michael LAVERTY	Honda - Stobart Honda						
1 - 27.730	40.951 154.2	40.826 110.8	1:49.507	11 - 20.056	37.889 157.5	37.950 113.4	1:35.895	
2 - 21.338	39.607 156.0	39.144 113.0	1:40.089	12 - 19.944	37.657 158.2	37.720 116.5	1:35.321	
3 - 20.605	38.608 158.2	38.736 113.2	1:37.949	13 - 19.819	37.924 156.4	37.779 112.6	1:35.522	
4 - 20.335	38.777 149.7	39.864 113.4	1:38.976	14 - 20.127	37.967 157.9	37.702 116.9	1:35.796	
5 - 20.417	39.158 157.5	38.730 113.2	1:38.305	15 - 19.806	37.611 157.5	37.451 114.2	1:34.868	
6 - 20.236	38.346 158.6	37.940 116.0	1:36.522	16 - 19.971	37.727 157.1	37.358 113.8	1:35.056	
7 - 20.082	38.152 157.5	39.572 114.4	1:37.806	17 - 19.861	37.682 159.0	37.335 112.4	1:34.878	
8 - 20.104	38.073 158.6	38.281 115.8	1:36.458	18 - 19.962	37.883 158.2	37.495 112.8	1:35.340	
9 - 19.996	37.968 159.0	37.648 115.6	1:35.612	19 - 19.982	37.801 156.0	37.506 116.2	1:35.289	
10 - 20.065	37.763 157.1	38.284 112.2	1:36.112	20 - 19.955	37.957 156.7	37.815 110.6	1:35.727	
35	Matt LLEWELLYN	Yamaha - AIM Racing						
1 - 29.285	43.236 144.9	42.326 112.6	1:54.847	6 - 20.285	38.423 153.9	38.800 111.4	1:37.508	
2 - 22.181	40.869 149.4	40.787 113.2	1:43.837	7 - 20.351	38.238 156.0	38.623 111.2	1:37.212	
3 - 21.500	39.989 153.2	39.605 113.0	1:41.094	8 - 20.256	38.273 153.5	40.456 111.4	1:38.985	
4 - 20.503	38.565 153.2	39.420 112.2	1:38.488	9 - 20.506	38.746 152.1	39.774 112.4	1:39.026	
5 - 20.633	39.453 154.2	38.821 112.8	1:38.907					

Weather / Track : Sunny / Dry

Donington Park
Circuit Length = 2.5000 miles.
Start: 15:55 End: 16:28

MCRCB BULLETIN TK125

2005 Bennetts British Superbike Championship & Superbike Cup RACE 5 - SECTOR ANALYSIS

(contd.)

36	Gregorio LAVILLA				Ducati - Airwaves Ducati				
1 -	24.408	38.590 151.1	38.750 115.2	1:41.748	11 -	19.546	37.033 157.9	37.239 115.4	1:33.818
2 -	20.080	37.700 160.9	38.655 113.6	1:36.435	12 -	19.407	36.633 158.6	36.789 116.9	1:32.829
3 -	20.272	37.871 157.1	38.320 115.6	1:36.463	13 -	19.330	36.565 158.2	36.568 117.3	1:32.463
4 -	20.047	37.785 154.9	37.864 115.0	1:35.696	14 -	19.323	36.518 158.6	36.816 116.9	1:32.657
5 -	19.595	37.440 154.9	37.463 116.7	1:34.498	15 -	19.282	36.575 158.2	36.733 115.6	1:32.590
6 -	19.564	37.244 157.9	37.588 115.8	1:34.396	16 -	19.383	36.747 156.7	37.038 116.0	1:33.168
7 -	19.480	37.188 157.5	37.304 115.8	1:33.972	17 -	19.445	37.519 159.7	36.805 115.4	1:33.769
8 -	19.411	36.994 159.4	37.152 116.2	1:33.557	18 -	19.393	37.076 157.9	36.928 116.0	1:33.397
9 -	19.494	36.853 158.2	37.057 115.8	1:33.404	19 -	19.508	36.908 158.6	36.892 115.2	1:33.308
10 -	19.481	36.816 158.2	37.234 113.8	1:33.531	20 -	19.789	37.168 157.1	37.574 110.6	1:34.531
37	Danny BEAUMONT				Honda - Team JLL Racing				C
1 -	27.143	40.661 147.4	40.176 114.4	1:47.980	11 -	20.013	37.847 152.5	38.353 115.6	1:36.213
2 -	20.852	39.295 154.2	39.342 115.0	1:39.489	12 -	20.034	38.002 153.5	37.945 116.0	1:35.981
3 -	20.713	39.072 154.9	38.974 115.4	1:38.759	13 -	19.988	46.813 151.4	38.523 113.4	1:45.324
4 -	20.821	38.815 152.8	38.835 114.2	1:38.471	14 -	20.290	38.926 152.1	39.208 105.9	1:38.424
5 -	20.491	38.505 153.2	38.411 116.2	1:37.407	15 -	20.781	39.518 151.8	37.915 115.8	1:38.214
6 -	20.159	38.449 153.9	38.349 113.6	1:36.957	16 -	20.030	37.889 154.9	38.377 115.2	1:36.296
7 -	20.614	38.339 154.9	38.384 115.8	1:37.337	17 -	19.955	37.825 156.4	41.191 114.4	1:38.971
8 -	20.100	37.741 154.2	38.054 115.0	1:35.895	18 -	20.217	38.406 154.9	38.590 114.8	1:37.213
9 -	19.971	38.052 152.8	38.287 114.6	1:36.310	19 -	20.251	38.323 152.8	38.356 114.8	1:36.930
10 -	20.012	37.783 153.5	37.917 117.1	1:35.712	20 -	20.420	38.964 150.8	39.136 103.2	1:38.520
42	Dean ELLISON				Honda - Slingshot Racing				
1 -	29.496	43.068 148.1	41.277 112.0	1:53.841	11 -	20.168	37.877 156.7	38.072 115.8	1:36.117
2 -	21.641	39.522 148.4	39.835 115.2	1:40.998	12 -	19.980	37.888 154.9	38.187 117.1	1:36.055
3 -	20.770	38.853 153.2	39.798 117.1	1:39.421	13 -	19.976	37.977 154.6	38.363 115.8	1:36.316
4 -	20.614	38.926 156.0	39.060 116.9	1:38.600	14 -	20.096	38.651 157.5	37.961 116.9	1:36.708
5 -	20.405	39.399 157.1	39.014 116.5	1:38.818	15 -	20.235	38.051 155.3	38.044 115.4	1:36.330
6 -	20.393	38.965 156.4	38.453 116.5	1:37.811	16 -	20.032	37.959 157.1	37.880 114.6	1:35.871
7 -	19.993	37.913 157.1	38.681 116.5	1:36.587	17 -	19.909	37.538 156.7	37.665 115.2	1:35.112
8 -	19.992	37.693 159.7	38.670 116.0	1:36.355	18 -	19.988	37.782 157.9	37.796 116.5	1:35.566
9 -	19.831	38.041 158.2	37.923 116.5	1:35.795	19 -	19.919	38.089 154.9	37.775 115.6	1:35.783
10 -	19.856	37.705 155.7	38.040 114.4	1:35.601	20 -	19.911	37.811 156.4	37.760 115.0	1:35.482
56	James BUCKINGHAM				Suzuki - Quay Garage Suzuki				C
1 -	28.985	42.443 147.4	41.323 110.8	1:52.751	11 -	20.733	39.277 151.1	39.337 112.0	1:39.347
2 -	21.462	39.841 155.7	39.361 114.0	1:40.664	12 -	20.408	39.019 150.8	38.999 111.0	1:38.426
3 -	20.698	39.049 155.3	41.587 114.4	1:41.334	13 -	20.658	39.406 147.1	41.020 107.9	1:41.084
4 -	20.443	38.916 153.9	39.519 113.0	1:38.878	14 -	20.891	39.955 150.8	39.809 109.1	1:40.655
5 -	20.436	39.538 152.5	38.986 112.6	1:38.960	15 -	21.033	39.920 149.1	39.605 111.8	1:40.558
6 -	20.334	38.730 153.2	38.531 113.2	1:37.595	16 -	20.696	39.203 150.8	39.733 109.5	1:39.632
7 -	20.166	38.398 153.2	38.498 112.2	1:37.062	17 -	21.042	40.214 147.8	40.564 109.5	1:41.820
8 -	20.461	38.641 152.5	39.160 112.8	1:38.262	18 -	21.089	39.573 150.1	39.649 104.7	1:40.311
9 -	20.591	38.974 151.8	39.143 109.9	1:38.708	19 -	22.699	41.747 122.4	42.579 102.2	1:47.025
10 -	20.742	38.782 148.1	39.309 112.2	1:38.833					

Weather / Track : Sunny / Dry

Donington Park
Circuit Length = 2.5000 miles.
Start: 15:55 End: 16:28

MCRCB BULLETIN TK125

2005 Bennetts British Superbike Championship & Superbike Cup RACE 5 - SECTOR ANALYSIS

(contd.)

65	Jonathan REA				Honda - Red Bull Honda				
1 - 27.911	41.109 147.8	42.057 113.8	1:51.077	11 - 20.009	37.630 157.5	38.170 115.8	1:35.809		
2 - 21.839	39.703 154.9	39.526 114.0	1:41.068	12 - 19.862	37.558 156.4	38.033 116.2	1:35.453		
3 - 20.956	38.733 154.6	39.765 114.8	1:39.454	13 - 20.178	37.753 156.7	37.706 115.6	1:35.637		
4 - 20.511	38.305 156.7	38.593 114.6	1:37.409	14 - 20.191	37.578 156.7	37.989 115.0	1:35.758		
5 - 20.338	39.617 156.0	38.260 115.2	1:38.215	15 - 19.812	37.252 156.0	37.949 115.4	1:35.013		
6 - 20.384	38.202 156.4	38.072 115.0	1:36.658	16 - 20.203	37.664 156.7	37.627 115.0	1:35.494		
7 - 20.113	37.859 157.1	38.294 114.4	1:36.266	17 - 19.849	37.437 157.9	40.512 114.2	1:37.798		
8 - 19.988	37.774 158.2	38.237 115.8	1:35.999	18 - 20.035	37.903 156.0	37.959 113.8	1:35.897		
9 - 19.926	37.789 157.5	37.810 115.6	1:35.525	19 - 20.054	37.693 156.0	37.542 115.4	1:35.289		
10 - 19.986	37.567 153.9	38.491 114.8	1:36.044	20 - 19.928	37.480 156.4	39.525 89.4	1:36.933		
68	Steve BROGAN				Honda - PR Branson Honda				C
1 - 29.672	43.357 142.7	42.185 111.0	1:55.214	6 - 20.170	38.109 144.0	38.767 111.8	1:37.046		
2 - 21.991	40.868 143.7	40.915 110.8	1:43.774	7 - 20.312	38.055 148.1	38.936 112.4	1:37.303		
3 - 21.326	40.004 144.0	39.670 112.8	1:41.000	8 - 20.135	38.140 149.7	40.185 112.0	1:38.460		
4 - 20.518	38.519 151.4	40.785 111.8	1:39.822	9 - 20.549	38.660 150.8	56.753	1:55.962P		
5 - 20.172	39.159 145.5	39.059 112.0	1:38.390						
74	Kieran CLARKE				Honda - Hydrex Honda				
1 - 27.454	40.477 146.8	40.467 112.8	1:48.398	4 - 20.784	38.773 153.5	39.386 117.1	1:38.943		
2 - 21.597	39.601 152.8	38.800 116.0	1:39.998	5 - 20.704	38.310 156.0	38.712 116.0	1:37.726		
3 - 20.951	38.717 153.5	38.800 116.5	1:38.468	6 - 20.506	38.384 154.2	38.468 116.2	1:37.358		
75	Glen RICHARDS				Kawasaki - Hawk Kawasaki				
1 - 24.237	38.626 154.9	38.479 114.6	1:41.342	8 - 19.561	36.928 156.4	37.371 116.5	1:33.860		
2 - 20.176	37.995 156.4	38.955 116.0	1:37.126	9 - 19.709	36.956 156.7	36.955 115.2	1:33.620		
3 - 20.274	37.934 155.7	38.287 116.9	1:36.495	10 - 19.556	36.776 154.9	36.803 115.0	1:33.135		
4 - 20.016	37.900 157.5	38.103 116.7	1:36.019	11 - 19.513	36.910 156.4	37.093 117.5	1:33.516		
5 - 20.022	37.299 155.7	37.467 116.0	1:34.788	12 - 19.624	36.914 155.7	36.865 116.5	1:33.403		
6 - 19.966	37.361 155.7	37.179 116.7	1:34.506	13 - 19.644	36.978 154.6	36.868 117.5	1:33.490		
7 - 19.706	37.302 155.7	37.106 116.7	1:34.114						
77	Marty NUTT				Honda-M Johns Motors/NuttTravel				C
1 - 28.236	41.809 154.2	41.308 114.6	1:51.353	11 - 20.375	38.435 152.1	37.902 113.4	1:36.712		
2 - 21.701	39.776 155.7	39.603 114.4	1:41.080	12 - 20.285	37.926 153.9	38.005 114.8	1:36.216		
3 - 20.990	38.544 157.1	40.729 108.6	1:40.263	13 - 19.974	38.180 153.5	37.919 114.8	1:36.073		
4 - 20.804	38.932 153.5	38.370 114.2	1:38.106	14 - 20.047	37.988 154.6	38.862 106.1	1:36.897		
5 - 20.328	39.825 152.8	38.442 114.2	1:38.595	15 - 20.314	37.992 152.5	38.335 113.4	1:36.641		
6 - 20.425	38.441 154.2	38.412 113.4	1:37.278	16 - 20.140	38.063 153.9	37.610 114.2	1:35.813		
7 - 20.275	38.435 153.2	38.389 112.6	1:37.099	17 - 19.984	37.976 154.2	37.504 112.4	1:35.464		
8 - 20.454	38.405 153.5	38.252 113.4	1:37.111	18 - 20.138	38.374 153.2	37.786 113.2	1:36.298		
9 - 20.179	38.643 153.2	37.982 114.6	1:36.804	19 - 20.165	38.300 153.5	37.984 114.0	1:36.449		
10 - 20.047	38.530 154.9	38.105 115.0	1:36.682	20 - 20.215	38.510 152.5	38.736 100.8	1:37.461		

Weather / Track : Sunny / Dry

Donington Park
Circuit Length = 2.5000 miles.
Start: 15:55 End: 16:28

MCRCB BULLETIN TK125

**2005 Bennetts British Superbike Championship & Superbike Cup
RACE 5 - SECTOR ANALYSIS**

(contd.)

88		Scott SMART				Kawasaki - Vivaldi Racing			
1 - 26.420		40.572 153.9	39.728 115.2	1:46.720	11 - 19.787	37.538 152.5	37.399 115.0	1:34.724	
2 - 21.061		39.199 156.7	38.347 113.8	1:38.607	12 - 19.754	37.626 152.8	37.653 114.8	1:35.033	
3 - 20.102		38.084 154.6	38.214 115.0	1:36.400	13 - 19.844	37.299 152.5	37.433 114.0	1:34.576	
4 - 20.056		37.609 153.9	38.505 115.8	1:36.170	14 - 19.757	37.510 152.5	37.488 115.8	1:34.755	
5 - 19.777		37.654 153.5	38.297 115.4	1:35.728	15 - 19.833	37.835 153.5	37.444 115.0	1:35.112	
6 - 19.813		37.771 154.2	37.851 115.8	1:35.435	16 - 19.885	37.455 153.9	37.403 115.0	1:34.743	
7 - 19.852		37.653 157.1	37.983 115.4	1:35.488	17 - 19.790	37.495 154.2	37.066 115.6	1:34.351	
8 - 19.805		37.442 153.9	38.155 115.4	1:35.402	18 - 19.799	37.225 153.9	37.214 115.8	1:34.238	
9 - 19.794		37.204 155.3	37.612 115.4	1:34.610	19 - 19.648	37.342 153.2	36.918 115.8	1:33.908	
10 - 19.863		37.497 152.1	38.889 114.4	1:36.249	20 - 19.685	37.289 155.3	36.981 113.8	1:33.955	
91		Leon HASLAM				Ducati - Airwaves Ducati			
1 - 23.988		38.452 157.5	38.377 117.5	1:40.817	11 - 19.663	36.878 159.4	37.254 116.7	1:33.795	
2 - 20.374		38.100 158.6	38.191 117.1	1:36.665	12 - 19.541	36.701 156.7	37.207 116.7	1:33.449	
3 - 20.793		38.002 156.4	38.035 118.0	1:36.830	13 - 19.521	36.794 156.7	36.855 116.7	1:33.170	
4 - 20.276		37.801 156.7	38.291 117.3	1:36.368	14 - 19.579	37.015 156.0	36.868 118.0	1:33.462	
5 - 19.844		37.244 159.0	37.438 118.4	1:34.526	15 - 19.611	36.737 157.1	37.087 116.5	1:33.435	
6 - 19.796		37.151 156.7	37.311 116.7	1:34.258	16 - 19.798	37.004 158.6	37.107 116.0	1:33.909	
7 - 19.713		36.988 157.1	37.241 118.6	1:33.942	17 - 19.474	36.587 157.9	36.917 118.8	1:32.978	
8 - 19.625		37.035 157.9	37.278 118.2	1:33.938	18 - 19.803	37.370 157.9	37.019 118.8	1:34.192	
9 - 19.551		36.880 158.2	37.352 117.7	1:33.783	19 - 19.503	36.828 159.0	36.850 116.7	1:33.181	
10 - 19.560		36.658 158.6	37.075 115.8	1:33.293	20 - 19.679	36.959 157.5	37.623 96.5	1:34.261	

MCRCB BULLETIN TK126

2005 Bennetts British Superbike Championship & Superbike Cup RACE 5 - SPEED TRAP - FINISH LINE

POS	NO	CL	NAME	NAT	ENTRY	MPH
1	6		Ryuichi KIYONARI		Honda - HM Plant Honda	122.2
2	3		Gary MASON		Honda - Stobart Honda	121.1
3	91		Leon HASLAM		Ducati - Airwaves Ducati	118.8
4	18		James HAYDON		Suzuki - Rizla Suzuki	118.2
5	12		Dean THOMAS		Kawasaki - Hawk Kawasaki	117.7
6	2		Michael RUTTER		Honda - HM Plant Honda	117.5
7	75		Glen RICHARDS		Kawasaki - Hawk Kawasaki	117.5
8	36		Gregorio LAVILLA		Ducati - Airwaves Ducati	117.3
9	37	C	Danny BEAUMONT		Honda - Team JLL Racing	117.1
10	74		Kieran CLARKE		Honda - Hydrex Honda	117.1
11	42		Dean ELLISON		Honda - Slingshot Racing	117.1
12	33		Michael LAVERTY		Honda - Stobart Honda	116.9
13	26	C	Chris MARTIN		Suzuki - Nycom Racing	116.5
14	65		Jonathan REA		Honda - Red Bull Honda	116.2
15	9		Karl HARRIS		Honda - Honda-Racing.co.uk	116.0
16	25		Dennis HOBBS		Yamaha - Team Nvidia	115.8
17	88		Scott SMART		Kawasaki - Vivaldi Racing	115.8
18	11		Ben WILSON		Kawasaki - Vivaldi Racing	115.6
19	10		Julien DA COSTA		Kawasaki - Dienza Performance	115.6
20	4		Steve PLATER		Honda - Hydrex Honda	115.6
21	17		Tristan PALMER		Kawasaki - Vivaldi Racing	115.4
22	77	C	Marty NUTT		Honda-M Johns Motors/NuttTravel	115.0
23	1		John REYNOLDS		Suzuki - Rizla Suzuki	115.0
24	15		Luke QUIGLEY		Yamaha - Jentin Racing	114.8
25	22	C	Michael PENSAVALLE		Kawasaki - MP Racing	114.6
26	56	C	James BUCKINGHAM		Suzuki - Quay Garage Suzuki	114.4
27	24		Richard WREN		Yamaha - Virgin Mobile Samsung	114.2
28	5		Sean EMMETT		Yamaha - Virgin Mobile Samsung	114.2
29	21	C	Malcolm ASHLEY		Kawasaki - MAR	113.2
30	35		Matt LLEWELLYN		Yamaha - AIM Racing	113.2
31	68	C	Steve BROGAN		Honda - PR Branson Honda	112.8
32	8		Tommy HILL		Yamaha - Virgin Mobile Samsung	112.0

Weather / Track : Sunny / Dry

msttimina.com

Donington Park
Circuit Length = 2.5000 miles.
Start: 15:55 End: 16:28

Printed - 16:30 Sunday, 25 September 2005

MCRCB BULLETIN TK126

2005 Bennetts British Superbike Championship & Superbike Cup RACE 5 - SPEED TRAP - SECTOR 2

(contd.)

POS	NO	CL	NAME	NAT	ENTRY	MPH
1	6		Ryuichi KIYONARI		Honda - HM Plant Honda	164.0
2	2		Michael RUTTER		Honda - HM Plant Honda	160.9
3	36		Gregorio LAVILLA		Ducati - Airwaves Ducati	160.9
4	42		Dean ELLISON		Honda - Slingshot Racing	159.7
5	91		Leon HASLAM		Ducati - Airwaves Ducati	159.4
6	33		Michael LAVERTY		Honda - Stobart Honda	159.0
7	3		Gary MASON		Honda - Stobart Honda	158.2
8	12		Dean THOMAS		Kawasaki - Hawk Kawasaki	158.2
9	65		Jonathan REA		Honda - Red Bull Honda	158.2
10	18		James HAYDON		Suzuki - Rizla Suzuki	157.5
11	75		Glen RICHARDS		Kawasaki - Hawk Kawasaki	157.5
12	88		Scott SMART		Kawasaki - Vivaldi Racing	157.1
13	77	C	Marty NUTT		Honda-M Johns Motors/NuttTravel	157.1
14	9		Karl HARRIS		Honda - Honda-Racing.co.uk	156.7
15	26	C	Chris MARTIN		Suzuki - Nycom Racing	156.4
16	37	C	Danny BEAUMONT		Honda - Team JJJ Racing	156.4
17	74		Kieran CLARKE		Honda - Hydrex Honda	156.4
18	35		Matt LLEWELLYN		Yamaha - AIM Racing	156.0
19	4		Steve PLATER		Honda - Hydrex Honda	156.0
20	1		John REYNOLDS		Suzuki - Rizla Suzuki	156.0
21	17		Tristan PALMER		Kawasaki - Vivaldi Racing	155.7
22	56	C	James BUCKINGHAM		Suzuki - Quay Garage Suzuki	155.7
23	5		Sean EMMETT		Yamaha - Virgin Mobile Samsung	155.3
24	15		Luke QUIGLEY		Yamaha - Jentin Racing	154.9
25	8		Tommy HILL		Yamaha - Virgin Mobile Samsung	154.9
26	24		Richard WREN		Yamaha - Virgin Mobile Samsung	154.6
27	25		Dennis HOBBS		Yamaha - Team Nvidia	154.2
28	10		Julien DA COSTA		Kawasaki - Dienza Performance	154.2
29	22	C	Michael PENSAVALLE		Kawasaki - MP Racing	153.5
30	11		Ben WILSON		Kawasaki - Vivaldi Racing	153.5
31	68	C	Steve BROGAN		Honda - PR Branson Honda	151.4
32	21	C	Malcolm ASHLEY		Kawasaki - MAR	151.1

Weather / Track : Sunny / Dry

msttimina.com

Donington Park
Circuit Length = 2.5000 miles.
Start: 15:55 End: 16:28

Printed - 16:30 Sunday, 25 September 2005

MCRCB BULLETIN TK127

2005 Bennetts British Superbike Championship & Superbike Cup RACE 5 - BEST SECTOR TIMES

SECTOR 1			SECTOR 2			SECTOR 3			IDEAL / BEST COMPARISON						
POS	NO	NAME	TIME	NO	NAME	TIME	NO	NAME	TIME	POS	NO	NAME	IDEAL	BEST	DIFF
1	36	LAVILLA	19.282	36	LAVILLA	36.518	6	KIYONARI	36.540	1	36	LAVILLA	1:32.368	1:32.463	0.095
2	6	KIYONARI	19.396	91	HASLAM	36.587	36	LAVILLA	36.568	2	6	KIYONARI	1:32.743	1:33.000	0.257
3	91	HASLAM	19.474	18	HAYDON	36.769	75	RICHARDS	36.803	3	91	HASLAM	1:32.911	1:32.978	0.067
4	18	HAYDON	19.478	75	RICHARDS	36.776	2	RUTTER	36.831	4	75	RICHARDS	1:33.092	1:33.135	0.043
5	75	RICHARDS	19.513	6	KIYONARI	36.807	91	HASLAM	36.850	5	18	HAYDON	1:33.142	1:33.415	0.273
6	2	RUTTER	19.563	2	RUTTER	36.945	18	HAYDON	36.895	6	2	RUTTER	1:33.339	1:33.514	0.175
7	12	THOMAS	19.563	3	MASON	37.054	88	SMART	36.918	7	12	THOMAS	1:33.616	1:33.716	0.100
8	3	MASON	19.593	12	THOMAS	37.067	12	THOMAS	36.986	8	88	SMART	1:33.770	1:33.908	0.138
9	88	SMART	19.648	88	SMART	37.204	3	MASON	37.141	9	3	MASON	1:33.788	1:33.946	0.158
10	33	LAVERTY	19.806	65	REA	37.252	11	WILSON	37.230	10	65	REA	1:34.606	1:35.013	0.407
11	65	REA	19.812	42	ELLISON	37.538	33	LAVERTY	37.335	11	33	LAVERTY	1:34.752	1:34.868	0.116
12	42	ELLISON	19.831	33	LAVERTY	37.611	15	QUIGLEY	37.484	12	42	ELLISON	1:35.034	1:35.112	0.078
13	15	QUIGLEY	19.920	25	HOBBS	37.735	77	NUTT	37.504	13	11	WILSON	1:35.111	1:35.479	0.368
14	9	HARRIS	19.952	37	BEAUMONT	37.741	9	HARRIS	37.514	14	9	HARRIS	1:35.342	1:35.739	0.397
15	37	BEAUMONT	19.955	11	WILSON	37.860	65	REA	37.542	15	77	NUTT	1:35.404	1:35.464	0.060
16	77	NUTT	19.974	9	HARRIS	37.876	42	ELLISON	37.665	16	37	BEAUMONT	1:35.611	1:35.712	0.101
17	11	WILSON	20.021	77	NUTT	37.926	21	ASHLEY	37.743	17	15	QUIGLEY	1:35.655	1:36.040	0.385
18	17	PALMER	20.060	21	ASHLEY	37.956	25	HOBBS	37.847	18	25	HOBBS	1:35.760	1:35.901	0.141
19	21	ASHLEY	20.105	10	COSTA	38.049	37	BEAUMONT	37.915	19	21	ASHLEY	1:35.804	1:35.804	0.000
20	68	BROGAN	20.135	68	BROGAN	38.055	22	PENSAVALLE	38.220	20	22	PENSAVALLE	1:36.478	1:36.555	0.077
21	22	PENSAVALLE	20.148	22	PENSAVALLE	38.110	26	MARTIN	38.290	21	68	BROGAN	1:36.957	1:37.046	0.089
22	56	BUCKINGHAM	20.166	5	EMMETT	38.176	74	CLARKE	38.468	22	56	BUCKINGHAM	1:37.062	1:37.062	0.000
23	26	MARTIN	20.175	35	LLEWELLYN	38.238	56	BUCKINGHAM	38.498	23	17	PALMER	1:37.082	1:37.310	0.228
24	25	HOBBS	20.178	15	QUIGLEY	38.251	17	PALMER	38.522	24	35	LLEWELLYN	1:37.117	1:37.212	0.095
25	35	LLEWELLYN	20.256	74	CLARKE	38.310	35	LLEWELLYN	38.623	25	26	MARTIN	1:37.216	1:37.720	0.504
26	24	WREN	20.312	56	BUCKINGHAM	38.398	24	WREN	38.646	26	74	CLARKE	1:37.284	1:37.358	0.074
27	10	COSTA	20.394	17	PALMER	38.500	68	BROGAN	38.767	27	10	COSTA	1:37.352	1:37.352	0.000
28	5	EMMETT	20.441	24	WREN	38.523	1	REYNOLDS	38.880	28	24	WREN	1:37.481	1:38.044	0.563
29	74	CLARKE	20.506	26	MARTIN	38.751	5	EMMETT	38.893	29	5	EMMETT	1:37.510	1:37.852	0.342
30	1	REYNOLDS	25.364	1	REYNOLDS	39.363	10	COSTA	38.909	30	1	REYNOLDS	1:43.607	1:43.607	0.000
31	8	HILL	26.098	4	PLATER	39.930	8	HILL	39.172	31	8	HILL	1:45.233	1:45.233	0.000
32	4	PLATER	26.234	8	HILL	39.963	4	PLATER	39.236	32	4	PLATER	1:45.400	1:45.400	0.000
													Perfect Lap	1:32.340	

Weather / Track : Sunny / Dry

Donington Park
Circuit Length = 2.5000 miles
Start: 15:55 End: 16:28

MCRCB BULLETIN TK128

2005 Bennetts British Superbike Championship

RIDERS POINTS AFTER ROUND 24

	TOTAL	28th March Brands Hatch - Indy	10th April Thruxton	24th April Mallory Park	2nd May Oulton Park	15th May Mondello Park	5th June Croft	26th June Knockhill	10th July Snetterton	21st August Silverstone	29th August Cadwell Park	11th September Oulton Park	25th September Donington Park	9th October Brands Hatch - GP
Gregorio LAVILLA (<i>Ducati</i>)	416	20 16	16 20	16	20	16 25	16 25	10 16	25	25 20	20 20	20 20	25 25	
Ryuichi KIYONARI (<i>Honda</i>)	403	25 25	25 25			25 16	25 16	25 25	25	8 25	11 16	25 25	20 16	
Michael RUTTER (<i>Honda</i>)	353	13 20	20 16	25 25	25 20	20 11	20 20	20 20	11 16	1 13	8	6	10 13	
Leon HASLAM (<i>Ducati</i>)	305	13	13 9	16 11	13 25	20	10	11 11	20	20 16	10 25	13 13	16 20	
Glen RICHARDS (<i>Kawasaki</i>)	231	16 9	7 11	20 20	11 10	10	11 13	13 9		11 11	16 1	11 8	13	
Karl HARRIS (<i>Honda</i>)	195	10 10	10 8	10	16 16	13 9		8 5	10	13 7	13 11	8 11	7	
Dean THOMAS (<i>Kawasaki</i>)	176	8 5	8 10	10 13	10 1	1 3	6 10	6 6	5 7	10 10	7 9	5 9	7 10	
Gary MASON (<i>Honda</i>)	156	6 4	3 8	9 9	8 7	7 11	7 3	8 8	9 9	5 6	7 7	6 9		
John REYNOLDS (<i>Suzuki</i>)	139	7 7	2				4	9 10	16 13	16	4 8	16 16	11	
Michael LAVERTY (<i>Honda</i>)	119	1 1	1	9 7	3 6	10 13	13	16 13	20				6	
Tommy HILL (<i>Yamaha</i>)	116	6 4	6			2		1 4	6 9	7 6	25 13	9 10	8	
James HAYDON (<i>Suzuki</i>)	110				8 13	6	8	8	13	6 8	9 10	10	11	
Sean EMMETT (<i>Yamaha</i>)	93	11 11	11 13	13 6	5	9					3	3 5	3	
Scott SMART (<i>Kawasaki</i>)	93	8	9	11 8	7	11 8	3 3	4	2 2				9 8	
Steve PLATER (<i>Honda</i>)	87		3 6		5 9	2 5	5 9		9 11	5	7	6 5		
Ben WILSON (<i>Kawasaki</i>)	55	5 3	1	5	1 2	3 1	4	2	7 10		2	2	4 3	
Jonathan REA (<i>Honda</i>)	52	3	4	2 2	4 7		9	7		4 5			5	
Kieran CLARKE (<i>Honda</i>)	39		5	1	6 8	5	8	2		1	3			
James BUCKINGHAM (<i>Suzuki</i>)	37		5	1			2	5		4	6 5	4 4	1	
Jeremy McWILLIAMS (<i>Honda</i>)	29	9	7			7 6								
Tristan PALMER (<i>Kawasaki</i>)	28	2		3 3	3		1	3 1	3	2 2	4	1		
Steve BROGAN (<i>Honda</i>)	19		2	6			1 7		1			2		
Danny BEAUMONT (<i>Honda</i>)	17	4		7					5		1			
Julien DA COSTA (<i>Kawasaki</i>)	13				11								2	
Jon KIRKHAM (<i>Kawasaki</i>)	12				4	4 4								
John McGUINNESS (<i>Yamaha</i>)	12	2		5 4								1		
Dennis HOBBS (<i>Yamaha</i>)	11		4						1	3 3				
Richard WREN (<i>Yamaha</i>)	11								4 4			3		
John LAVERTY (<i>Honda</i>)	8				2		6							
Chris MARTIN (<i>Suzuki</i>)	7						5				2			
Chris BURNS (<i>Yamaha</i>)	6								6					
Marty NUTT (<i>Honda</i>)	4						2						2	
Dean ELLISON (<i>Honda</i>)	4												4	
Lee JACKSON (<i>Kawasaki</i>)	3								3					
Luke QUIGLEY (<i>Yamaha</i>)	1												1	

MCRCB BULLETIN TK129

2005 Bennetts British Superbike Championship

CUP POINTS AFTER ROUND 24

	TOTAL	28th March Brands Hatch - Indy	10th April Thruxton	24th April Mallory Park	2nd May Oulton Park	15th May Mondello Park	5th June Croft	26th June Knockhill	10th July Snetterton	21st August Silverstone	29th August Cadwell Park	11th September Oulton Park	25th September Donington Park	9th October Brands Hatch - GP
James BUCKINGHAM (Suzuki)	462	20 25	25	16	25 16	16 20	16 16	25 25	20 11	25 25	25 25	25 25	25 11	
Chris MARTIN (Suzuki)	326	13 16	13 13	13 20		25 9	11 20	13 16	25 13	11	16 20	13 13	20 13	
Marty NUTT (Honda)	301	20	16	11 16	16 20	20 10	25	20	16	16	11 10	20 16	13 25	
Steve BROGAN (Honda)	288	10	20 25	20 25	20	11 16	20 25	20	16 20	20		20		
Malcolm ASHLEY (Kawasaki)	227	9 11			13 25	10 11	13	16 13	13 10	13 20	13 11		10 16	
Danny BEAUMONT (Honda)	218	25	20	25		13 25	13		25		20 16		16 20	
Michael PENSAVALLE (Kaw)	172	11 13	11 10		11 13	13	11	11	9		10 13	16 11	9	
Gareth GLYNN (Yamaha)	63	16	16 11	10	10									
Gary WATTS (Ducati)	20											11 9		
Phil GILES (Suzuki)	11												11	
James EDMEADES (Kawasaki)	10											10		

MCRCB BULLETIN TK130

2005 Bennetts British Superbike Championship

MANUFACTURERS POINTS AFTER ROUND 24

	TOTAL	28th March Brands Hatch - Indy	10th April Thruxton	24th April Mallory Park	2nd May Oulton Park	15th May Mondello Park	5th June Croft	26th June Knockhill	10th July Snetterton	21st August Silverstone	29th August Cadwell Park	11th September Oulton Park	25th September Donington Park	9th October Brands Hatch - GP
Honda	529	25 25	25 25	25 25	25 20	25 16	25 20	25 25	25 20	13 25	13 16	25 25	20 16	
Ducati	483	20 16	16 20	16 16	20 25	16 25	16 25	11 16	20 25	25 20	20 25	20 20	25 25	
Kawasaki	273	16 9	8 11	20 20	11 11	4 10	11 13	13 9	7 10	11 11	16 9	11 9	13 10	
Suzuki	236	7 8	9	11 8	8 13	11 8	3 5	9 10	16 13	16 8	9 10	16 16	11 11	
Yamaha	180	11 11	11 13	13 6	5	9 2		1 4	6 9	7 6	25 13	9 10	8 1	