

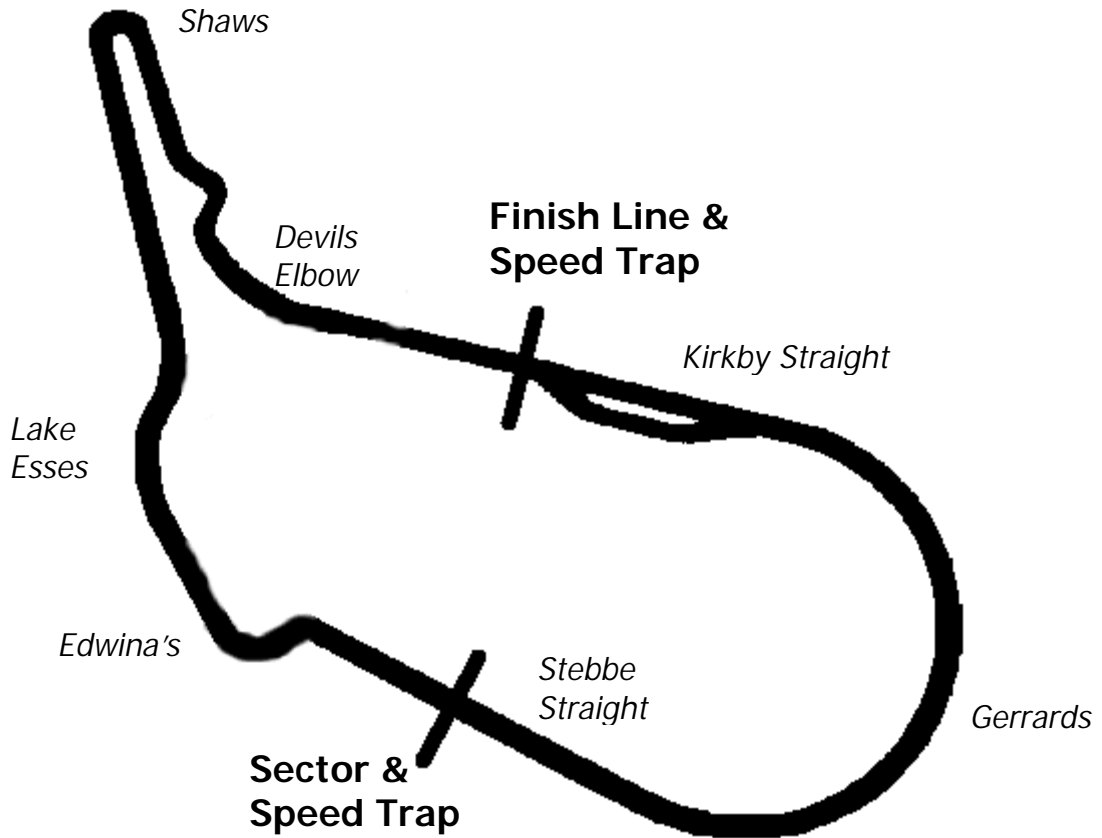


NATIONAL SUPERSTOCK

**Round 3
Mallory Park Circuit**

22nd - 24th April 2005

MALLORY PARK



Circuit Length - 1.39 miles

Lap Records		Best Sector Information			
		Sector 1	Trap (mph)	Sector 2	F/L Trap (mph)
Superbikes	51.722	17.339	136.9	33.444	144.6
Superstock	53.400	18.074	130.0	34.980	139.5
Supersport	52.758	17.737	129.5	34.714	131.3
Yamaha R6	55.982	18.858	121.7	36.570	125.2
125GP	54.953	18.531	119.4	36.120	113.1

MCRCB BULLETIN TK000

2005 Metzeler Racetec National Superstock Championship FREE PRACTICE

POS	NO	CL	NAME	NAT	ENTRY	TIME	LAPS	GAP	MPH
1	96		Paul YOUNG		Yamaha - Paul Young Racing	53.853	28		92.92
2	22		Lee JACKSON		Yamaha - Krystal Racing	54.100	21	0.247	92.49
3	75		Craig FITZPATRICK		Yamaha-Comptech Graves Yamaha	54.263	22	0.410	92.21
4	2		Andy TINSLEY		Suzuki - Buildbase/Knotts	54.327	20	0.474	92.10
5	52		Ryan RAINEY		Yamaha - Image Motor Sport	54.524	22	0.671	91.77
6	91		Adrian COATES		Suzuki - TAS Suzuki	54.793	15	0.940	91.32
7	9		Marshall NEILL		Kawasaki - TW2/MSS Discovery	54.864	19	1.011	91.20
8	90		David JOHNSON		Suzuki - Drayton Croft/X-Press	54.899	24	1.046	91.14
9	77		Les SHAND		Yamaha - AIM Racing	55.101	22	1.248	90.81
10	3		Mark DAVIES		Yamaha - Team MDR	55.137	22	1.284	90.75
11	64		Aaron ZANOTTI		Kawasaki - Satellite Vivaldi	55.255	22	1.402	90.56
12	46		Ollie BRIDEWELL		Kawasaki - Vivaldi Racing	55.322	19	1.469	90.45
13	89		Darren NORTH		Kawasaki - RP Bikes Racing	55.360	16	1.507	90.39
14	15		Kenny EVEREST		Yamaha - CC Wood Racing	55.542	27	1.689	90.09
15	10		Kelvin REILLY		Kawasaki - TW2/MSS Discovery	55.606	20	1.753	89.99
16	27		Dan STEWART		Yamaha - Wilcock Consulting	55.634	22	1.781	89.94
17	11		Jason DAVIS		Suzuki - Jason Davis Racing	55.643	23	1.790	89.93
18	60		Peter HICKMAN		Kawasaki - Astro Kawasaki	55.684	21	1.831	89.86
19	49		Rory ROCK		Yamaha	55.711	23	1.858	89.82
20	42		Guy SANDERS		Kawasaki -James Jackson Racing	55.729	24	1.876	89.79
21	70		Dean JOHNSON		Kawasaki - CM Racing	55.756	20	1.903	89.74
22	58		Steve BOOKER		Yamaha - SDB Racing	55.892	26	2.039	89.53
23	34		Stu WILSON		Yamaha - Team Metabo UK	55.948	14	2.095	89.44
24	97		Carl MARSDEN		Yamaha - MCRS	55.962	9	2.109	89.41
25	73		Simon WRIGHT		Yamaha - AB Plant Shipping Ltd	56.015	26	2.162	89.33
26	28		Denver ROBB		Suzuki - KP Racing	56.084	18	2.231	89.22
27	12		Matt LAYT		Suzuki - Team BPM Suzuki	56.128	23	2.275	89.15
28	20		Glenn KIRK		Yamaha - PDM Racing	56.504	22	2.651	88.56
29	84		James McBRIDE		Suzuki - Murray/Regal Building	56.542	16	2.689	88.50
30	6		Stephen THOMPSON		Suzuki - T&R Motorsport	56.558	16	2.705	88.47
31	56		John INGRAM		Suzuki - Ingram Racing	56.626	17	2.773	88.36
32	45		Martin FINNEGAN		Honda - Vitrans	56.707	20	2.854	88.24
33	8		Ian HUTCHINSON		Honda - Mark Johns Motors	56.710	16	2.857	88.23
34	50		Kieran BLAIR		Suzuki - Unique Racing	56.767	20	2.914	88.15
35	24		Graham SEWARD		Suzuki - GS Racing	56.883	21	3.030	87.97
36	61		Brian McCORMACK		Suzuki - Mac C Racing	57.126	20	3.273	87.59
37	38		Damien HAYWOOD		Kawasaki - DH Racing Ltd	57.218	15	3.365	87.45
38	99		Ian PARKIN-COATES		TBA	58.832	25	4.979	85.05
39	29		John FISHER		Suzuki - Pendragon Racing	59.158	4	5.305	84.58

Weather / Track : Bright / Dry

Mallory Park
Circuit Length = 1.3900 miles.
Start: 16:00 End: 16:26

MCRCB BULLETIN TK000

2005 Metzeler Racetec National Superstock Championship FREE PRACTICE - SECTOR ANALYSIS

2		Andy TINSLEY				Suzuki - Buildbase/Knotts					
1 -	54.079	97.3	40.903	128.5	1:34.982	11 -	2:23.282	114.9	36.713	132.3	2:59.995
2 -	19.698	114.9	38.473	119.8	58.171	12 -	18.680	119.8	36.496	128.8	55.176
3 -	19.135	117.5	37.082	132.3	56.217	13 -	19.073	115.9	36.700	132.6	55.773
4 -	18.865	112.2	36.850	132.3	55.715	14 -	18.718	119.4	36.785	130.0	55.503
5 -	18.827	119.6	36.695	135.2	55.522	15 -	2:05.428	113.9	37.461	129.3	2:42.889
6 -	19.139	118.7	38.711	132.8	57.850	16 -	18.900	122.2	36.189	130.0	55.089
7 -	18.646	120.0	36.611	133.4	55.257	17 -	18.672	121.7	35.979	132.3	54.651
8 -	2:28.362	114.9	37.193	132.3	3:05.555	18 -	19.372	116.9	36.244	131.8	55.616
9 -	18.995	120.6	36.368	133.6	55.363	19 -	18.614	123.8	35.713	135.0	54.327
10 -	18.651	122.2	37.084	134.7	55.735	20 -	18.984	121.7	36.444	132.1	55.428
3		Mark DAVIES				Yamaha - Team MDR					
1 -	4:14.602	119.1	37.257	130.5	4:51.859	12 -	18.739	122.4	36.516	131.0	55.255
2 -	18.579	121.3	36.779	131.3	55.358	13 -	18.624	121.7	36.650	130.5	55.274
3 -	18.642	122.4	36.642	131.3	55.284	14 -	18.701	122.6	36.455	131.5	55.156
4 -	18.648	122.4	37.172	130.0	55.820	15 -	18.641	123.8	36.619	131.3	55.260
5 -	18.951	122.4	36.722	130.0	55.673	16 -	18.640	123.8	36.899	133.1	55.539
6 -	18.767	118.9	36.895	131.8	55.662	17 -	18.848	120.0	37.947	129.5	56.795
7 -	18.798	119.1	36.643	129.8	55.441	18 -	18.936	122.0	36.672	133.4	55.608
8 -	1:49.514	116.9	36.717	133.1	2:26.231	19 -	18.907	119.6	37.702	133.4	56.609
9 -	19.098	113.5	38.396	131.8	57.494	20 -	18.802	122.2	36.804	133.1	55.606
10 -	18.762	121.5	36.375	132.6	55.137	21 -	18.888	119.6	37.582	129.0	56.470
11 -	19.339	122.6	36.489	131.8	55.828	22 -	18.913	122.4	37.592	128.8	56.505
6		Stephen THOMPSON				Suzuki - T&R Motorsport					
1 -	41.751	88.4	44.109	125.4	1:25.860	9 -	19.010	113.1	38.377	128.5	57.387
2 -	20.757	114.9	39.304	129.0	1:00.061	10 -	3:20.959	102.1	39.902	129.0	4:00.861
3 -	19.709	108.5	39.453	128.5	59.162	11 -	18.957	122.6	38.432	129.8	57.389
4 -	19.336	120.0	38.202	131.0	57.538	12 -	2:37.271	115.9	38.722	128.5	3:15.993
5 -	19.114	114.3	37.835	132.3	56.949	13 -	18.893	120.6	48.384	129.5	1:07.277
6 -	19.302	113.5	39.707	130.5	59.009	14 -	18.910	112.5	38.436	130.3	57.346
7 -	19.487	117.7	38.478	125.9	57.965	15 -	18.807	117.9	38.438	129.8	57.245
8 -	4:14.247	100.3	41.093	131.0	4:55.340	16 -	18.911	119.8	37.647	130.5	56.558
8		Ian HUTCHINSON				Honda - Mark Johns Motors					
1 -	42.174	93.3	43.907	127.0	1:26.081	9 -	19.427	122.6	37.283	130.0	56.710
2 -	20.818	116.1	39.462	130.8	1:00.280	10 -	19.330	123.1	44.632	130.0	1:03.962
3 -	19.779	109.1	40.173	130.5	59.952	11 -	20.827	100.9	39.254	119.8	1:00.081
4 -	19.582	115.1	38.191	127.5	57.773	12 -	21.003	102.1	39.357	131.8	1:00.360
5 -	19.797	117.9	38.189	130.8	57.986	13 -	20.114	123.1	37.808	129.8	57.922
6 -	19.340	118.5	38.404	135.8	57.744	14 -	19.803	112.2	37.382	129.3	57.185
7 -	X:00.000	100.9	40.555	128.0	X:00.000	15 -	19.688	119.1	38.280	130.5	57.968
8 -	19.875	120.2	38.773	131.5	58.648	16 -	19.446	118.3	38.044	129.3	57.490

MCRCB BULLETIN TK000

2005 Metzeler Racetec National Superstock Championship FREE PRACTICE - SECTOR ANALYSIS

(contd.)

9		Marshall NEILL				Kawasaki - TW2/MSS Discovery					
1 -	31.571	99.7	42.676	124.7	1:14.247	11 -	18.764	125.2	36.160	133.9	54.924
2 -	20.475	112.4	39.181	128.5	59.656	12 -	18.763	117.1	37.461	130.8	56.224
3 -	19.668	118.5	38.430	129.8	58.098	13 -	18.910	117.1	36.532	130.0	55.442
4 -	19.308	113.7	37.503	128.8	56.811	14 -	18.784	121.1	36.297	130.8	55.081
5 -	18.762	124.0	36.291	131.5	55.053	15 -	18.832	123.3	36.471	130.0	55.303
6 -	18.513	120.0	36.351	131.3	54.864	16 -	18.884	120.6	36.320	133.6	55.204
7 -	18.335	126.3	36.831	131.3	55.166	17 -	19.180	120.4	36.541	131.3	55.721
8 -	18.712	123.3	36.797	129.0	55.509	18 -	19.164	125.2	36.572	131.5	55.736
9 -	7:13.742	62.4	40.928	128.5	X:00.000	19 -	19.043	124.0	36.561	131.0	55.604
10 -	19.270	119.4	36.961	129.5	56.231						
10		Kelvin REILLY				Kawasaki - TW2/MSS Discovery					
1 -	50.547	97.9	42.286	121.1	1:32.833	11 -	19.231	116.5	37.594	127.0	56.825
2 -	19.250	118.1	38.354	125.9	57.604	12 -	19.115	119.4	37.223	129.8	56.338
3 -	19.073	120.9	37.955	128.5	57.028	13 -	19.015	121.1	36.837	128.5	55.852
4 -	19.116	118.7	37.632	126.1	56.748	14 -	18.831	119.1	37.076	128.3	55.907
5 -	18.981	119.6	37.136	129.5	56.117	15 -	18.822	122.9	37.467	129.0	56.289
6 -	18.920	113.5	39.497	128.0	58.417	16 -	2:04.387	116.5	37.536	128.5	2:41.923
7 -	19.439	116.9	38.443	125.6	57.882	17 -	18.757	120.2	37.072	126.6	55.829
8 -	4:30.255	114.7	38.404	126.1	X:00.000	18 -	18.871	122.9	36.735	126.3	55.606
9 -	18.909	123.5	46.083	125.2	1:04.992	19 -	19.067	118.5	36.833	129.0	55.900
10 -	19.077	121.3	45.186	129.3	1:04.263	20 -	18.937	120.9	36.765	126.3	55.702
11		Jason DAVIS				Suzuki - Jason Davis Racing					
1 -	28.419	100.4	42.487	124.2	1:10.906	13 -	19.193	118.9	37.464	128.8	56.657
2 -	20.302	114.3	41.821	128.3	1:02.123	14 -	19.154	118.1	37.391	128.5	56.545
3 -	20.095	121.7	38.667	126.3	58.762	15 -	19.024	120.4	36.996	128.0	56.020
4 -	19.514	113.3	38.019	129.3	57.533	16 -	19.085	121.1	36.901	128.8	55.986
5 -	19.317	120.6	37.471	129.8	56.788	17 -	18.946	119.4	36.934	131.3	55.880
6 -	19.509	116.3	38.162	120.9	57.671	18 -	18.826	122.6	37.142	130.5	55.968
7 -	3:03.617	103.2	39.263	126.3	3:42.880	19 -	19.077	120.6	37.141	131.8	56.218
8 -	19.643	122.6	44.724	125.9	1:04.367	20 -	18.923	120.9	37.077	131.0	56.000
9 -	19.385	119.4	37.417	129.5	56.802	21 -	19.275	122.4	37.829	130.5	57.104
10 -	19.154	119.1	37.564	127.5	56.718	22 -	18.906	121.1	36.737	128.5	55.643
11 -	19.169	117.7	37.579	127.0	56.748	23 -	19.166	116.7	40.962	126.1	1:00.128
12 -	19.141	118.9	37.741	129.0	56.882						
12		Matt LAYT				Suzuki - Team BPM Suzuki					
1 -	23.749	108.9	40.282	127.5	1:04.031	13 -	19.712	117.3	37.387	128.0	57.099
2 -	19.591	118.3	37.945	128.5	57.536	14 -	19.094	119.1	37.129	128.8	56.223
3 -	19.117	121.7	39.278	127.5	58.395	15 -	19.139	117.3	37.407	129.5	56.546
4 -	19.353	120.9	37.504	131.8	56.857	16 -	19.038	120.4	37.137	129.3	56.175
5 -	19.174	117.5	37.258	129.3	56.432	17 -	18.927	119.6	37.363	130.0	56.290
6 -	19.025	121.5	40.291	129.5	59.316	18 -	19.287	119.6	44.718	130.5	1:04.005
7 -	19.186	119.4	37.323	131.8	56.509	19 -	19.129	120.6	37.425	129.0	56.554
8 -	19.083	118.9	37.200	130.5	56.283	20 -	19.000	118.9	37.330	129.5	56.330
9 -	19.163	120.4	36.992	130.0	56.155	21 -	19.274	116.7	37.390	127.5	56.664
10 -	3:14.210	111.1	39.573	130.8	3:53.783	22 -	18.990	117.7	37.138	127.5	56.128
11 -	19.098	118.9	38.072	127.0	57.170	23 -	19.349	121.7	36.890	129.8	56.239
12 -	19.851	117.7	40.831	125.9	1:00.682						

Weather / Track : Bright / Dry

Mallory Park
Circuit Length = 1.3900 miles.
Start: 16:00 End: 16:26

MCRCB BULLETIN TK000

2005 Metzeler Racetec National Superstock Championship
 FREE PRACTICE - SECTOR ANALYSIS

(contd.)

15		Kenny EVEREST				Yamaha - CC Wood Racing					
1 -	33.853	89.8	42.692	126.3	1:16.545	15 -	18.714	120.2	39.565	129.5	58.279
2 -	19.773	107.3	38.918	131.3	58.691	16 -	19.552	116.7	37.826	127.5	57.378
3 -	19.925	105.5	39.834	130.8	59.759	17 -	19.203	118.1	37.781	126.3	56.984
4 -	20.246	113.1	37.714	130.8	57.960	18 -	18.848	122.9	37.209	129.5	56.057
5 -	18.659	116.3	38.675	129.5	57.334	19 -	18.690	118.1	37.520	128.5	56.210
6 -	19.467	120.9	37.316	127.3	56.783	20 -	18.598	119.1	37.438	128.3	56.036
7 -	18.569	117.5	37.251	130.8	55.820	21 -	19.005	118.5	37.375	128.3	56.380
8 -	18.977	118.9	37.104	129.5	56.081	22 -	18.619	119.6	37.502	127.0	56.121
9 -	19.260	118.9	38.224	129.8	57.484	23 -	19.242	121.7	37.504	128.8	56.746
10 -	19.347	118.3	36.927	126.3	56.274	24 -	19.143	121.1	37.102	128.3	56.245
11 -	18.879	122.4	36.962	128.8	55.841	25 -	18.724	117.3	37.580	127.8	56.304
12 -	18.682	122.6	36.860	129.0	55.542	26 -	19.599	114.9	37.476	126.1	57.075
13 -	18.590	120.6	36.996	129.3	55.586	27 -	18.820	120.6	36.991	126.8	55.811
14 -	18.641	119.8	37.208	128.0	55.849						

20		Glenn KIRK				Yamaha - PDM Racing					
1 -	31.000	106.6	42.807	124.5	1:13.807	12 -	19.543	117.9	37.738	127.3	57.281
2 -	20.708	111.4	39.784	128.3	1:00.492	13 -	19.567	112.5	38.423	126.1	57.990
3 -	20.269	109.6	40.377	127.3	1:00.646	14 -	19.412	112.0	37.497	128.8	56.909
4 -	3:06.093	113.1	38.510	128.5	3:44.603	15 -	19.186	119.6	37.318	128.5	56.504
5 -	19.577	110.0	38.656	124.9	58.233	16 -	19.298	116.3	38.168	128.8	57.466
6 -	20.113	114.5	39.319	125.9	59.432	17 -	19.156	117.9	37.932	128.8	57.088
7 -	19.682	113.3	38.335	127.5	58.017	18 -	19.140	118.3	38.094	127.3	57.234
8 -	19.801	112.0	38.397	127.3	58.198	19 -	19.403	115.3	37.720	128.0	57.123
9 -	19.572	116.1	37.895	128.0	57.467	20 -	19.088	116.3	37.746	129.3	56.834
10 -	19.698	116.9	38.079	127.8	57.777	21 -	19.324	114.1	37.819	129.0	57.143
11 -	19.556	117.1	38.241	127.8	57.797	22 -	19.817	109.8	38.859	127.0	58.676

22		Lee JACKSON				Yamaha - Krystal Racing					
1 -	26.572	102.2	40.211	129.5	1:06.783	12 -	18.464	119.6	36.190	132.8	54.654
2 -	19.473	115.9	36.999	133.9	56.472	13 -	18.907	125.4	36.079	130.0	54.986
3 -	18.621	124.2	36.864	133.9	55.485	14 -	18.582	125.4	36.436	132.3	55.018
4 -	18.511	119.1	36.810	133.1	55.321	15 -	2:46.723	116.3	36.708	131.3	3:23.431
5 -	2:03.744	121.3	36.267	129.3	2:40.011	16 -	18.606	128.0	35.822	130.3	54.428
6 -	18.476	125.6	35.894	131.3	54.370	17 -	18.812	126.8	35.580	131.5	54.392
7 -	18.449	121.5	35.950	130.5	54.399	18 -	18.486	124.0	35.818	129.8	54.304
8 -	2:04.844	115.3	38.376	130.8	2:43.220	19 -	18.512	124.9	35.588	130.5	54.100
9 -	18.702	126.6	35.869	131.5	54.571	20 -	18.670	120.4	35.889	130.5	54.559
10 -	19.148	125.4	35.551	130.5	54.699	21 -	18.539	125.6	36.151	130.0	54.690
11 -	18.514	126.8	35.606	130.8	54.120						

MCRCB BULLETIN TK000

2005 Metzeler Racetec National Superstock Championship
FREE PRACTICE - SECTOR ANALYSIS

(contd.)

24	Graham SEWARD					Suzuki - GS Racing					
1 -	39.243	85.4	43.172	122.6	1:22.415	12 -	2:08.319	103.0	38.723	125.2	2:47.042
2 -	20.366	101.8	39.533	127.3	59.899	13 -	19.291	111.6	38.012	124.9	57.303
3 -	19.478	110.0	38.841	128.3	58.319	14 -	19.200	109.2	37.705	127.3	56.905
4 -	19.601	109.6	39.272	126.8	58.873	15 -	19.387	115.3	37.496	127.5	56.883
5 -	19.583	107.7	40.157	126.6	59.740	16 -	19.352	113.3	38.450	124.0	57.802
6 -	19.686	107.5	40.544	126.3	1:00.230	17 -	19.502	110.0	37.724	127.3	57.226
7 -	19.640	112.4	39.476	127.0	59.116	18 -	19.305	113.7	38.027	128.8	57.332
8 -	3:34.100	106.1	38.606	127.8	4:12.706	19 -	19.214	117.5	38.038	125.6	57.252
9 -	19.706	109.8	39.570	129.5	59.276	20 -	19.619	111.4	37.982	127.5	57.601
10 -	19.769	115.9	38.597	129.5	58.366	21 -	19.206	111.6	37.950	129.5	57.156
11 -	19.597	109.8	38.078	126.8	57.675						
27	Dan STEWART					Yamaha - Wilcock Consulting					
1 -	43.807	101.6	43.527	119.1	1:27.334	12 -	3:46.531	110.1	38.294	125.2	4:24.825
2 -	20.775	112.9	38.819	125.9	59.594	13 -	19.244	123.1	36.567	129.0	55.811
3 -	19.778	116.1	39.054	128.0	58.832	14 -	18.968	122.6	37.328	128.0	56.296
4 -	19.345	119.1	37.778	130.5	57.123	15 -	19.050	122.4	37.841	129.5	56.891
5 -	19.272	121.1	37.973	131.3	57.245	16 -	19.169	122.2	36.946	130.8	56.115
6 -	19.495	116.5	39.852	130.0	59.347	17 -	19.268	124.5	36.918	129.3	56.186
7 -	19.177	119.8	38.258	130.8	57.435	18 -	19.204	122.4	36.850	128.3	56.054
8 -	19.465	118.7	37.320	128.5	56.785	19 -	19.356	121.5	37.407	129.0	56.763
9 -	19.517	120.0	37.112	128.8	56.629	20 -	19.148	122.6	37.006	129.0	56.154
10 -	19.166	124.0	36.468	129.3	55.634	21 -	19.069	122.4	37.275	130.0	56.344
11 -	19.184	121.3	37.949	127.0	57.133	22 -	19.471	123.5	37.070	127.5	56.541
28	Denver ROBB					Suzuki - KP Racing					
1 -	28.106	97.3	41.884	122.9	1:09.990	10 -	19.764	116.7	38.388	124.9	58.152
2 -	20.766	115.9	39.600	126.6	1:00.366	11 -	19.211	118.5	37.182	128.0	56.393
3 -	20.124	116.3	38.183	128.0	58.307	12 -	19.525	116.7	37.874	128.0	57.399
4 -	19.492	120.9	37.875	127.8	57.367	13 -	18.965	119.6	37.119	130.0	56.084
5 -	19.779	119.4	38.250	126.3	58.029	14 -	19.191	117.5	37.802	130.5	56.993
6 -	19.291	118.3	38.015	126.3	57.306	15 -	19.168	119.1	37.942	130.5	57.110
7 -	19.713	115.9	38.087	128.8	57.800	16 -	19.188	119.1	38.697	128.8	57.885
8 -	19.617	113.1	37.826	124.9	57.443	17 -	19.567	115.9	38.425	129.3	57.992
9 -	5:53.150	81.8	43.227	124.9	X:00.000	18 -	19.326	114.5	37.716	129.3	57.042
29	John FISHER					Suzuki - Pendragon Racing					
1 -	3:35.376	99.8	41.593	129.5	4:16.969	3 -	19.890	111.8	39.948	128.5	59.838
2 -	19.764	110.1	41.884	129.5	1:01.648	4 -	19.570	116.7	39.588	130.5	59.158
34	Stu WILSON					Yamaha - Team Metabo UK					
1 -	32.665	101.8	42.059	125.2	1:14.724	8 -	18.867	117.9	37.768	126.1	56.635
2 -	20.383	113.1	39.560	126.3	59.943	9 -	20.298	119.6	37.434	127.5	57.732
3 -	20.046	115.9	38.572	127.3	58.618	10 -	3:29.033	112.0	37.987	126.8	4:07.020
4 -	19.324	115.3	38.380	127.5	57.704	11 -	19.715	121.5	40.359	127.5	1:00.074
5 -	18.986	118.1	37.895	127.0	56.881	12 -	18.960	122.0	37.464	126.8	56.424
6 -	19.143	113.9	37.471	129.5	56.614	13 -	18.952	122.4	36.996	126.8	55.948
7 -	19.411	118.5	37.337	127.5	56.748	14 -	19.143	118.1	37.353	126.1	56.496

MCRCB BULLETIN TK000

2005 Metzeler Racetec National Superstock Championship
FREE PRACTICE - SECTOR ANALYSIS

(contd.)

38	Damien HAYWOOD					Kawasaki - DH Racing Ltd					
1 -	32.297	100.3	43.102	129.0	1:15.399	9 -	5:16.215	105.0	40.477	129.3	X:00.000
2 -	20.081	107.8	39.615	131.0	59.696	10 -	19.925	115.9	39.224	128.5	59.149
3 -	19.771	111.8	41.304	125.4	1:01.075	11 -	19.464	118.3	38.296	131.5	57.760
4 -	20.137	106.6	40.937	130.8	1:01.074	12 -	19.501	118.7	38.428	129.3	57.929
5 -	19.583	111.1	38.795	133.1	58.378	13 -	19.501	118.3	38.729	129.8	58.230
6 -	19.272	119.1	37.946	130.3	57.218	14 -	19.691	115.3	38.305	131.8	57.996
7 -	19.763	120.4	37.841	131.5	57.604	15 -	19.471	121.3	38.487	129.0	57.958
8 -	19.380	120.4	38.041	129.8	57.421						
42	Guy SANDERS					Kawasaki -James Jackson Racing					
1 -	29.147	106.8	40.950	128.0	1:10.097	13 -	19.096	118.5	38.544	131.5	57.640
2 -	19.455	120.9	38.255	130.0	57.710	14 -	18.963	119.1	37.944	132.1	56.907
3 -	18.846	122.2	37.641	130.3	56.487	15 -	19.032	114.1	38.752	129.5	57.784
4 -	18.836	117.9	37.422	133.6	56.258	16 -	19.276	123.5	36.950	130.8	56.226
5 -	18.788	120.2	37.571	133.6	56.359	17 -	19.009	121.1	37.653	126.8	56.662
6 -	18.854	120.9	37.374	130.0	56.228	18 -	3:12.785	114.3	38.167	132.6	3:50.952
7 -	18.719	115.5	37.306	135.2	56.025	19 -	18.999	125.2	43.984	131.3	1:02.983
8 -	19.085	119.1	37.435	133.9	56.520	20 -	19.038	120.2	37.707	133.9	56.745
9 -	18.873	122.6	37.238	133.9	56.111	21 -	19.098	121.7	38.062	132.8	57.160
10 -	19.703	117.5	37.233	132.3	56.936	22 -	18.712	122.2	37.017	132.3	55.729
11 -	18.783	124.0	37.659	132.8	56.442	23 -	18.888	121.7	38.419	134.7	57.307
12 -	18.958	117.3	37.771	134.7	56.729	24 -	18.804	121.3	37.307	133.6	56.111
45	Martin FINNEGAN					Honda - Vitrans					
1 -	37.384	89.4	43.070	123.5	1:20.454	11 -	19.285	122.9	38.841	125.6	58.126
2 -	20.375	108.0	40.156	127.8	1:00.531	12 -	19.229	117.3	38.371	128.0	57.600
3 -	19.456	116.5	38.958	126.6	58.414	13 -	2:33.940	115.7	38.255	127.0	3:12.195
4 -	20.189	114.3	38.218	129.3	58.407	14 -	19.102	121.7	38.082	128.5	57.184
5 -	19.561	112.7	41.392	125.9	1:00.953	15 -	19.429	116.7	38.316	128.0	57.745
6 -	19.777	120.2	38.204	126.6	57.981	16 -	19.354	121.1	37.825	126.3	57.179
7 -	19.177	125.4	47.913	128.3	1:07.090	17 -	19.179	121.3	37.857	128.3	57.036
8 -	19.757	118.7	37.742	126.6	57.499	18 -	19.361	116.3	38.146	129.5	57.507
9 -	19.327	117.1	37.817	128.5	57.144	19 -	19.148	120.6	37.559	126.6	56.707
10 -	19.138	120.0	38.176	126.8	57.314	20 -	19.086	120.0	37.941	128.3	57.027
46	Ollie BRIDEWELL					Kawasaki - Vivaldi Racing					
1 -	53.945	67.4	51.539	126.6	1:45.484	11 -	5:07.128	86.0	43.173	125.4	X:00.000
2 -	19.985	118.1	48.037	126.6	1:08.022	12 -	19.495	115.9	38.476	127.5	57.971
3 -	19.386	119.4	38.003	129.5	57.389	13 -	18.853	123.1	37.284	128.0	56.137
4 -	18.912	118.7	37.242	129.3	56.154	14 -	18.783	120.4	37.066	128.5	55.849
5 -	18.642	122.2	36.961	125.4	55.603	15 -	18.971	122.0	36.844	126.8	55.815
6 -	18.650	124.7	36.822	127.5	55.472	16 -	18.804	122.6	36.613	129.5	55.417
7 -	18.517	123.1	37.255	130.0	55.772	17 -	18.940	123.8	37.050	128.3	55.990
8 -	18.727	125.4	37.301	131.0	56.028	18 -	18.765	122.4	36.557	127.5	55.322
9 -	18.940	124.0	36.681	129.0	55.621	19 -	1:57.802	109.6	43.958	116.9	2:41.760
10 -	18.696	122.4	37.007	130.3	55.703						

MCRCB BULLETIN TK000

2005 Metzeler Racetec National Superstock Championship
FREE PRACTICE - SECTOR ANALYSIS

(contd.)

49	Rory ROCK					Yamaha					
1 -	50.046	95.4	43.670	117.9	1:33.716	13 -	19.001	120.9	36.887	125.9	55.888
2 -	20.761	109.8	39.321	128.5	1:00.082	14 -	19.094	123.1	37.023	128.0	56.117
3 -	19.593	114.9	37.431	129.8	57.024	15 -	19.908	122.2	37.287	130.0	57.195
4 -	19.416	116.3	37.697	128.5	57.113	16 -	19.048	124.5	36.766	129.3	55.814
5 -	19.024	122.9	36.975	129.0	55.999	17 -	19.086	122.0	37.344	129.3	56.430
6 -	18.860	117.9	37.284	131.8	56.144	18 -	19.286	113.9	37.264	130.5	56.550
7 -	19.563	117.3	38.244	132.1	57.807	19 -	19.245	123.8	37.102	129.8	56.347
8 -	19.446	118.1	37.361	129.8	56.807	20 -	18.915	122.9	37.174	126.6	56.089
9 -	3:29.415	110.0	37.871	128.8	4:07.286	21 -	18.917	123.5	36.820	128.5	55.737
10 -	19.321	122.4	37.803	128.8	57.124	22 -	19.060	124.5	37.249	130.5	56.309
11 -	19.160	121.7	37.180	126.3	56.340	23 -	18.829	122.9	36.922	129.5	55.751
12 -	19.155	121.3	36.556	128.5	55.711						
50	Kieran BLAIR					Suzuki - Unique Racing					
1 -	31.713	106.3	42.701	124.7	1:14.414	11 -	3:22.869	102.1	39.340	126.3	4:02.209
2 -	20.123	119.1	38.753	130.0	58.876	12 -	19.294	117.3	37.824	128.0	57.118
3 -	19.942	121.7	39.020	130.8	58.962	13 -	19.217	121.5	38.325	128.3	57.542
4 -	19.338	116.9	39.622	131.3	58.960	14 -	19.242	117.3	37.525	130.3	56.767
5 -	19.331	121.7	38.127	130.5	57.458	15 -	19.144	116.5	38.245	129.0	57.389
6 -	19.308	115.7	37.717	130.3	57.025	16 -	19.111	116.9	37.872	129.3	56.983
7 -	19.032	117.3	37.973	128.5	57.005	17 -	19.166	117.9	37.632	128.5	56.798
8 -	19.151	119.8	38.289	130.3	57.440	18 -	2:53.238	108.7	39.584	129.0	3:32.822
9 -	19.592	113.7	38.813	129.0	58.405	19 -	19.391	121.3	37.701	129.0	57.092
10 -	19.502	112.9	38.261	130.3	57.763	20 -	19.110	121.5	37.772	129.5	56.882
52	Ryan RAINEY					Yamaha - Image Motor Sport					
1 -	25.397	112.7	40.045	125.9	1:05.442	12 -	18.929	123.1	36.325	131.5	55.254
2 -	19.881	121.1	37.300	129.3	57.181	13 -	18.588	119.8	38.285	132.1	56.873
3 -	18.674	124.9	36.604	130.8	55.278	14 -	18.950	118.1	38.565	109.1	57.515
4 -	18.928	114.7	36.914	129.8	55.842	15 -	3:10.340	84.5	45.069	128.8	3:55.409
5 -	19.003	125.2	36.426	130.5	55.429	16 -	19.212	118.3	37.219	129.5	56.431
6 -	18.408	123.3	36.677	130.3	55.085	17 -	18.567	120.2	36.910	130.0	55.477
7 -	18.366	123.8	36.260	131.8	54.626	18 -	2:14.362	110.5	37.091	130.0	2:51.453
8 -	18.429	124.0	36.095	130.5	54.524	19 -	18.624	124.2	36.199	129.0	54.823
9 -	18.617	125.2	36.986	130.0	55.603	20 -	18.425	125.4	36.145	130.5	54.570
10 -	18.585	122.9	36.326	129.0	54.911	21 -	18.851	124.5	36.592	129.5	55.443
11 -	18.606	119.4	37.365	131.5	55.971	22 -	18.650	124.7	36.228	129.3	54.878
56	John INGRAM					Suzuki - Ingram Racing					
1 -				122.6	2:11.839	10 -	19.267	117.3	37.783	126.3	57.050
2 -	20.104	108.0	39.587	124.0	59.691	11 -	19.263	117.3	38.872	129.3	58.135
3 -	19.596	107.0	39.958	124.0	59.554	12 -	19.052	113.3	37.762	126.1	56.814
4 -	19.708	111.6	39.454	126.8	59.162	13 -	19.175	114.5	37.451	126.6	56.626
5 -	19.478	115.3	38.411	127.3	57.889	14 -	19.113	117.9	37.891	125.9	57.004
6 -	2:57.192	116.1	38.246	127.8	3:35.438	15 -	19.263	120.4	38.987	124.5	58.250
7 -	19.368	120.2	38.394	128.0	57.762	16 -	2:47.343	118.1	38.495	126.6	3:25.838
8 -	19.538	120.0	37.862	126.8	57.400	17 -	19.381	121.1	38.618	125.4	57.999
9 -	2:48.052	115.1	38.172	125.9	3:26.224						

MCRCB BULLETIN TK000

2005 Metzeler Racetec National Superstock Championship
FREE PRACTICE - SECTOR ANALYSIS

(contd.)

58	Steve BOOKER					Yamaha - SDB Racing					
1 -	54.863	90.4	41.454	128.3	1:36.317	14 -	19.333	115.7	37.778	130.0	57.111
2 -	19.905	115.7	38.268	129.3	58.173	15 -	19.082	118.5	37.419	130.3	56.501
3 -	19.394	118.7	38.397	127.3	57.791	16 -	18.976	119.8	37.482	131.0	56.458
4 -	19.321	117.7	37.869	130.0	57.190	17 -	18.993	119.4	37.055	131.3	56.048
5 -	19.854	110.1	37.552	129.5	57.406	18 -	19.032	120.2	37.251	131.3	56.283
6 -	19.048	122.0	37.241	131.0	56.289	19 -	19.113	122.2	36.858	129.8	55.971
7 -	18.897	122.4	37.592	129.8	56.489	20 -	19.186	122.9	37.107	129.8	56.293
8 -	19.259	114.3	38.545	128.3	57.804	21 -	18.988	123.1	37.802	130.8	56.790
9 -	19.176	120.2	37.013	130.8	56.189	22 -	19.210	121.3	37.286	129.0	56.496
10 -	19.098	122.2	36.794	130.5	55.892	23 -	19.070	121.5	37.233	129.5	56.303
11 -	19.032	122.6	37.466	127.3	56.498	24 -	19.211	110.1	38.766	128.5	57.977
12 -	19.338	119.4	37.306	130.8	56.644	25 -	19.406	118.3	37.773	129.8	57.179
13 -	19.418	119.8	37.621	131.5	57.039	26 -	19.340	111.8	38.037	127.5	57.377
60	Peter HICKMAN					Kawasaki - Astro Kawasaki					
1 -	31.462	101.0	41.602	129.0	1:13.064	12 -	19.435	116.9	38.010	131.3	57.445
2 -	19.738	111.8	39.177	131.5	58.915	13 -	18.929	116.1	37.242	130.8	56.171
3 -	19.598	114.3	37.904	133.1	57.502	14 -	18.847	119.8	36.863	132.1	55.710
4 -	18.957	114.5	37.771	134.4	56.728	15 -	19.224	115.5	36.887	132.1	56.111
5 -	19.615	122.2	1:02.817	119.1	1:22.432	16 -	19.062	118.1	37.186	134.4	56.248
6 -	19.551	121.5	37.129	132.3	56.680	17 -	19.030	116.9	37.141	131.3	56.171
7 -	18.925	119.4	36.948	133.6	55.873	18 -	19.028	117.9	37.028	131.5	56.056
8 -	19.067	115.7	37.364	133.6	56.431	19 -	18.886	117.9	36.798	131.8	55.684
9 -	2:35.685	115.1	38.106	133.4	3:13.791	20 -	2:56.714	109.1	37.868	131.5	3:34.582
10 -	19.286	113.9	37.681	133.1	56.967	21 -	19.237	112.7	37.386	130.5	56.623
11 -	19.125	114.1	38.427	133.1	57.552						
61	Brian McCORMACK					Suzuki - Mac C Racing					
1 -	28.597	106.0	43.332	123.1	1:11.929	11 -	19.695	114.1	38.789	127.8	58.484
2 -	20.499	108.4	40.750	125.6	1:01.249	12 -	19.561	112.4	38.592	121.5	58.153
3 -	20.841	115.9	41.846	124.7	1:02.687	13 -	19.962	111.4	38.149	126.1	58.111
4 -	20.172	108.4	39.478	125.9	59.650	14 -	19.764	112.0	38.061	123.5	57.825
5 -	20.154	115.3	38.622	125.6	58.776	15 -	19.718	112.9	38.604	126.8	58.322
6 -	19.553	115.7	38.759	125.9	58.312	16 -	19.485	113.1	37.641	127.8	57.126
7 -	19.964	113.9	38.696	127.5	58.660	17 -	19.378	114.9	37.881	127.0	57.259
8 -	19.678	113.1	40.151	125.9	59.829	18 -	19.551	115.3	38.386	122.4	57.937
9 -	3:35.746	107.7	40.057	125.9	4:15.803	19 -	19.898	109.4	38.230	126.3	58.128
10 -	19.783	111.6	39.005	125.4	58.788	20 -	2:10.844	100.0	45.307	124.9	2:56.151
64	Aaron ZANOTTI					Kawasaki - Satellite Vivaldi					
1 -	40.530	107.0	42.089	129.3	1:22.619	12 -	19.019	117.3	37.507	128.3	56.526
2 -	19.708	120.4	38.986	117.5	58.694	13 -	18.819	121.5	37.285	129.8	56.104
3 -	19.196	122.9	38.444	131.0	57.640	14 -	18.910	125.2	37.092	130.8	56.002
4 -	19.621	124.9	38.106	129.5	57.727	15 -	18.842	121.1	37.026	131.5	55.868
5 -	19.186	121.7	38.245	131.0	57.431	16 -	18.874	123.1	37.473	128.5	56.347
6 -	19.013	122.0	36.953	129.3	55.966	17 -	18.782	122.4	38.990	129.5	57.772
7 -	18.900	125.6	37.273	128.8	56.173	18 -	19.033	114.5	37.372	131.0	56.405
8 -	18.949	126.3	36.884	131.8	55.833	19 -	19.030	121.7	37.173	130.0	56.203
9 -	4:59.705	120.4	39.528	128.0	X:00.000	20 -	18.862	125.6	36.393	130.0	55.255
10 -	19.274	122.2	38.158	128.8	57.432	21 -	18.844	124.5	37.141	130.8	55.985
11 -	18.830	123.3	37.590	131.3	56.420	22 -	18.870	120.9	37.484	132.3	56.354

MCRCB BULLETIN TK000

2005 Metzeler Racetec National Superstock Championship
FREE PRACTICE - SECTOR ANALYSIS

(contd.)

70	Dean JOHNSON					Kawasaki - CM Racing					
1 -	29.661	98.1	41.481	126.8	1:11.142	11 -	19.148	117.3	38.378	124.5	57.526
2 -	20.264	104.6	40.192	127.0	1:00.456	12 -	19.224	116.9	37.183	127.5	56.407
3 -	19.562	112.5	37.943	128.3	57.505	13 -	18.972	119.6	37.500	126.3	56.472
4 -	19.214	106.5	37.757	129.0	56.971	14 -	18.987	122.4	37.020	127.8	56.007
5 -	19.160	118.5	36.828	128.5	55.988	15 -	18.835	120.9	37.383	128.5	56.218
6 -	18.807	120.9	37.025	128.8	55.832	16 -	19.602	120.2	37.715	128.0	57.317
7 -	18.848	122.6	36.908	128.0	55.756	17 -	19.183	117.1	38.979	125.9	58.162
8 -	18.936	119.6	37.459	126.6	56.395	18 -	3:13.342	104.6	38.718	128.3	3:52.060
9 -	19.333	118.3	38.394	103.8	57.727	19 -	19.626	121.1	37.277	128.0	56.903
10 -	3:24.620	110.3	38.742	129.0	4:03.362	20 -	19.191	120.4	38.042	117.5	57.233
73	Simon WRIGHT					Yamaha - AB Plant Shipping Ltd					
1 -	34.274	74.8	43.768	123.1	1:18.042	14 -	19.320	120.4	37.958	128.0	57.278
2 -	21.109	115.5	40.789	129.0	1:01.898	15 -	19.094	120.2	37.686	127.8	56.780
3 -	19.793	118.9	39.203	127.5	58.996	16 -	19.173	121.3	38.024	126.6	57.197
4 -	19.599	115.5	39.050	128.0	58.649	17 -	19.221	122.9	37.209	126.6	56.430
5 -	19.505	113.7	40.546	127.5	1:00.051	18 -	19.023	120.0	37.433	129.0	56.456
6 -	19.444	116.7	38.357	128.3	57.801	19 -	19.443	119.1	37.741	128.8	57.184
7 -	19.175	120.0	37.831	129.8	57.006	20 -	18.901	119.8	37.571	128.3	56.472
8 -	18.962	121.5	37.939	128.3	56.901	21 -	18.958	117.9	37.707	129.5	56.665
9 -	19.000	122.2	38.018	130.8	57.018	22 -	18.833	117.9	37.285	128.8	56.118
10 -	19.066	120.2	37.482	127.0	56.548	23 -	18.842	121.7	37.173	132.1	56.015
11 -	19.138	123.1	41.900	128.0	1:01.038	24 -	18.860	121.1	37.466	129.5	56.326
12 -	19.167	117.7	37.489	129.5	56.656	25 -	18.984	123.3	37.408	131.3	56.392
13 -	19.148	121.5	38.090	130.8	57.238	26 -	19.102	119.8	37.025	130.3	56.127
75	Craig FITZPATRICK					Yamaha-Comptech Graves Yamaha					
1 -	26.705	97.1	39.631	129.3	1:06.336	12 -	18.552	126.6	36.838	132.6	55.390
2 -	19.201	117.7	37.600	132.3	56.801	13 -	18.687	128.0	36.793	131.8	55.480
3 -	18.423	122.4	37.033	133.9	55.456	14 -	18.367	125.6	35.896	133.9	54.263
4 -	18.446	123.5	36.901	132.8	55.347	15 -	18.568	125.6	36.448	130.0	55.016
5 -	18.931	124.7	35.847	131.3	54.778	16 -	18.594	124.9	36.375	132.3	54.969
6 -	18.532	124.0	36.392	131.8	54.924	17 -	18.896	123.3	36.835	133.1	55.731
7 -	18.375	122.6	36.300	132.3	54.675	18 -	18.640	126.8	36.184	128.8	54.824
8 -	18.399	127.3	36.089	133.6	54.488	19 -	18.693	121.5	36.083	132.3	54.776
9 -	18.456	124.7	37.270	131.3	55.726	20 -	18.540	126.6	35.860	133.4	54.400
10 -	18.553	124.7	36.431	130.5	54.984	21 -	18.604	121.7	36.190	132.3	54.794
11 -	18.555	123.8	36.279	131.5	54.834	22 -	18.569	122.4	36.147	131.0	54.716
77	Les SHAND					Yamaha - AIM Racing					
1 -	42.123	104.8	41.356	126.8	1:23.479	12 -	19.164	126.3	37.471	130.8	56.635
2 -	20.255	108.2	40.048	126.8	1:00.303	13 -	19.010	121.3	37.232	132.1	56.242
3 -	19.845	120.4	37.972	131.3	57.817	14 -	18.899	120.0	38.237	131.5	57.136
4 -	19.670	114.5	38.370	133.9	58.040	15 -	18.739	118.7	36.970	132.1	55.709
5 -	19.584	111.8	39.621	132.6	59.205	16 -	19.022	121.5	36.955	132.1	55.977
6 -	19.784	117.1	38.192	130.8	57.976	17 -	18.922	121.7	36.779	132.1	55.701
7 -	19.193	122.2	37.358	132.6	56.551	18 -	19.489	114.3	37.354	131.8	56.843
8 -	19.167	122.4	37.194	133.4	56.361	19 -	18.789	115.1	37.871	133.4	56.660
9 -	19.016	120.2	37.827	132.8	56.843	20 -	18.890	118.1	37.130	132.3	56.020
10 -	19.085	123.1	37.512	133.1	56.597	21 -	18.683	123.1	36.418	130.5	55.101
11 -	4:45.828	118.9	37.587	130.5	X:00.000	22 -	18.780	120.6	36.539	131.0	55.319

Weather / Track : Bright / Dry

Mallory Park
Circuit Length = 1.3900 miles.
Start: 16:00 End: 16:26
Printed - 16:26 Friday, 22 April 2005

MCRCB BULLETIN TK000

2005 Metzeler Racetec National Superstock Championship
 FREE PRACTICE - SECTOR ANALYSIS

(contd.)

84	James McBRIDE					Suzuki - Murray/Regal Building					
1 -	2:35.142	86.0	43.665	122.4	3:18.807	9 -	4:17.684	93.0	40.081	124.5	4:57.765
2 -	20.717	111.8	39.613	125.6	1:00.330	10 -	19.588	120.6	37.576	126.1	57.164
3 -	19.696	115.3	38.006	119.4	57.702	11 -	19.513	122.2	39.286	124.7	58.799
4 -	19.900	117.1	38.040	128.3	57.940	12 -	19.469	119.1	38.164	126.8	57.633
5 -	19.364	119.6	37.778	128.5	57.142	13 -	19.203	120.4	37.455	128.3	56.658
6 -	19.255	118.9	37.345	128.8	56.600	14 -	19.182	120.0	41.161	114.7	1:00.343
7 -	19.637	121.5	38.748	128.0	58.385	15 -	3:54.659	114.7	37.672	127.3	4:32.331
8 -	19.418	117.9	37.124	131.0	56.542	16 -	19.357	118.5	37.606	126.3	56.963
89	Darren NORTH					Kawasaki - RP Bikes Racing					
1 -	27.857	95.8	39.820	130.8	1:07.677	9 -	18.934	118.3	37.146	124.0	56.080
2 -	19.035	116.7	37.662	130.0	56.697	10 -	19.040	116.3	36.945	130.5	55.985
3 -	18.436	124.9	37.409	128.5	55.845	11 -	18.735	118.9	36.688	127.8	55.423
4 -	19.129	116.1	36.904	130.3	56.033	12 -	18.781	118.3	38.743	122.0	57.524
5 -	18.706	119.6	37.366	127.5	56.072	13 -	19.921	112.9	40.376	115.9	1:00.297
6 -	18.566	121.5	36.863	129.3	55.429	14 -	19.937	97.6	46.188	101.5	1:06.125
7 -	18.602	120.2	36.758	129.8	55.360	15 -	20.120	113.7	45.891	124.0	1:06.011
8 -	18.540	118.9	37.075	126.3	55.615	16 -	19.547	114.3	39.301	121.7	58.848
90	David JOHNSON					Suzuki - Drayton Croft/X-Press					
1 -	1:00.422	106.5	41.766	126.8	1:42.188	13 -	18.700	121.7	36.905	131.3	55.605
2 -	20.275	113.1	39.154	130.3	59.429	14 -	18.558	122.2	37.176	130.8	55.734
3 -	19.534	117.9	38.229	129.8	57.763	15 -	18.801	122.9	36.934	129.8	55.735
4 -	19.378	117.9	37.625	130.8	57.003	16 -	18.709	122.9	36.881	129.8	55.590
5 -	19.133	120.9	37.141	129.8	56.274	17 -	18.754	123.3	36.943	130.5	55.697
6 -	19.045	120.4	37.316	131.0	56.361	18 -	2:38.668	92.4	39.656	128.8	3:18.324
7 -	18.933	120.4	37.181	131.5	56.114	19 -	18.992	120.9	37.441	131.0	56.433
8 -	19.084	118.3	39.959	129.3	59.043	20 -	19.816	120.4	37.605	129.5	57.421
9 -	18.887	118.7	38.029	130.8	56.916	21 -	18.887	121.1	37.363	130.8	56.250
10 -	18.722	121.1	37.261	130.8	55.983	22 -	18.597	124.0	36.691	131.5	55.288
11 -	18.749	121.7	37.843	130.8	56.592	23 -	18.542	124.9	36.357	131.5	54.899
12 -	18.710	122.6	37.604	131.3	56.314	24 -	18.477	126.6	38.555	121.5	57.032
91	Adrian COATES					Suzuki - TAS Suzuki					
1 -	31.234	100.4	40.957	132.6	1:12.191	9 -	18.687	124.5	36.600	134.2	55.287
2 -	19.685	107.2	39.631	130.5	59.316	10 -	18.667	124.2	36.686	133.9	55.353
3 -	19.507	116.3	37.733	133.9	57.240	11 -	18.809	116.9	36.919	130.8	55.728
4 -	18.979	121.7	38.866	136.3	57.845	12 -	6:51.460	118.1	37.358	133.6	X:00.000
5 -	19.257	118.1	37.140	133.4	56.397	13 -	18.854	121.5	36.661	133.1	55.515
6 -	18.906	118.1	36.384	135.0	55.290	14 -	18.657	124.0	36.136	134.7	54.793
7 -	18.732	121.3	36.663	132.6	55.395	15 -	18.884	122.0	36.483	135.2	55.367
8 -	18.614	122.0	36.281	131.5	54.895						

MCRCB BULLETIN TK000

2005 Metzeler Racetec National Superstock Championship
 FREE PRACTICE - SECTOR ANALYSIS

(contd.)

96		Paul YOUNG			Yamaha - Paul Young Racing						
1 -	26.196	103.8	39.727	129.5	1:05.923	15 -	18.375	122.9	37.497	130.8	55.872
2 -	19.514	116.9	37.242	131.3	56.756	16 -	18.379	124.5	35.583	131.0	53.962
3 -	18.666	124.9	36.964	132.3	55.630	17 -	18.362	124.5	35.538	131.5	53.900
4 -	18.399	122.0	35.876	131.5	54.275	18 -	18.341	122.4	36.184	131.8	54.525
5 -	18.384	122.9	36.259	132.8	54.643	19 -	18.403	124.5	35.899	131.8	54.302
6 -	18.685	121.5	36.055	131.3	54.740	20 -	18.355	125.4	35.498	133.1	53.853
7 -	18.348	124.0	35.795	131.5	54.143	21 -	18.610	126.8	35.854	134.2	54.464
8 -	18.350	123.8	35.549	131.8	53.899	22 -	18.664	119.4	36.735	134.2	55.399
9 -	18.384	123.8	35.906	131.0	54.290	23 -	18.977	121.1	37.198	133.9	56.175
10 -	18.794	122.0	37.399	132.1	56.193	24 -	18.903	117.7	37.451	133.4	56.354
11 -	18.342	124.9	36.233	129.8	54.575	25 -	19.006	123.3	36.948	131.0	55.954
12 -	18.546	119.8	35.800	129.8	54.346	26 -	18.434	124.5	36.030	133.9	54.464
13 -	18.594	120.6	36.114	132.1	54.708	27 -	19.311	121.5	36.014	131.3	55.325
14 -	18.426	122.2	36.588	132.3	55.014	28 -	18.479	123.8	37.099	132.3	55.578

97		Carl MARSDEN			Yamaha - MCRS						
1 -	36.600	88.1	42.609	123.1	1:19.209	6 -	18.807	120.6	37.155	129.0	55.962
2 -	20.468	110.3	38.693	126.6	59.161	7 -	19.047	119.4	38.185	126.1	57.232
3 -	19.160	117.1	38.512	130.3	57.672	8 -	3:35.873	103.4	38.545	126.6	4:14.418
4 -	20.055	112.0	39.386	126.1	59.441	9 -	18.943	118.5	37.189	126.8	56.132
5 -	19.244	122.0	37.644	127.8	56.888						

99		Ian PARKIN-COATES			TBA						
1 -	32.800	94.5	44.910	123.5	1:17.710	14 -	20.420	107.0	41.273	127.8	1:01.693
2 -	22.356	89.4	43.673	122.6	1:06.029	15 -	20.364	102.7	39.685	128.0	1:00.049
3 -	21.261	98.2	42.225	124.2	1:03.486	16 -	20.261	108.0	39.496	128.3	59.757
4 -	21.106	103.5	40.681	126.1	1:01.787	17 -	20.335	109.2	39.702	128.8	1:00.037
5 -	20.271	104.2	40.019	123.8	1:00.290	18 -	20.207	102.7	39.698	127.0	59.905
6 -	20.718	107.5	40.115	127.8	1:00.833	19 -	20.137	110.7	38.695	128.8	58.832
7 -	20.181	109.1	39.806	121.1	59.987	20 -	20.233	111.1	38.660	128.0	58.893
8 -	20.241	109.8	39.506	129.5	59.747	21 -	20.064	111.4	38.803	129.5	58.867
9 -	20.361	111.4	39.408	129.3	59.769	22 -	20.155	110.9	38.800	128.8	58.955
10 -	20.349	103.2	39.397	130.5	59.746	23 -	20.207	103.5	39.071	126.3	59.278
11 -	20.900	103.8	39.937	129.0	1:00.837	24 -	20.333	110.9	39.111	127.8	59.444
12 -	20.504	105.5	39.546	128.8	1:00.050	25 -	20.080	112.2	1:02.221	104.8	1:22.301
13 -	20.178	105.6	41.466	124.9	1:01.644						

MCRCB BULLETIN TK000

2005 Metzeler Racetec National Superstock Championship FREE PRACTICE - SPEED TRAP - FINISH LINE

POS	NO	CL	NAME	NAT	ENTRY	MPH
1	91		Adrian COATES		Suzuki - TAS Suzuki	136.3
2	8		Ian HUTCHINSON		Honda - Mark Johns Motors	135.8
3	42		Guy SANDERS		Kawasaki -James Jackson Racing	135.2
4	2		Andy TINSLEY		Suzuki - Buildbase/Knotts	135.2
5	60		Peter HICKMAN		Kawasaki - Astro Kawasaki	134.4
6	96		Paul YOUNG		Yamaha - Paul Young Racing	134.2
7	9		Marshall NEILL		Kawasaki - TW2/MSS Discovery	133.9
8	77		Les SHAND		Yamaha - AIM Racing	133.9
9	75		Craig FITZPATRICK		Yamaha-Comptech Graves Yamaha	133.9
10	22		Lee JACKSON		Yamaha - Krystal Racing	133.9
11	3		Mark DAVIES		Yamaha - Team MDR	133.4
12	38		Damien HAYWOOD		Kawasaki - DH Racing Ltd	133.1
13	64		Aaron ZANOTTI		Kawasaki - Satellite Vivaldi	132.3
14	6		Stephen THOMPSON		Suzuki - T&R Motorsport	132.3
15	73		Simon WRIGHT		Yamaha - AB Plant Shipping Ltd	132.1
16	52		Ryan RAINEY		Yamaha - Image Motor Sport	132.1
17	49		Rory ROCK		Yamaha	132.1
18	11		Jason DAVIS		Suzuki - Jason Davis Racing	131.8
19	12		Matt LAYT		Suzuki - Team BPM Suzuki	131.8
20	58		Steve BOOKER		Yamaha - SDB Racing	131.5
21	90		David JOHNSON		Suzuki - Drayton Croft/X-Press	131.5
22	27		Dan STEWART		Yamaha - Wilcock Consulting	131.3
23	50		Kieran BLAIR		Suzuki - Unique Racing	131.3
24	15		Kenny EVEREST		Yamaha - CC Wood Racing	131.3
25	84		James McBRIDE		Suzuki - Murray/Regal Building	131.0
26	46		Ollie BRIDEWELL		Kawasaki - Vivaldi Racing	131.0
27	89		Darren NORTH		Kawasaki - RP Bikes Racing	130.8
28	28		Denver ROBB		Suzuki - KP Racing	130.5
29	99		Ian PARKIN-COATES		TBA	130.5
30	29		John FISHER		Suzuki - Pendragon Racing	130.5
31	97		Carl MARSDEN		Yamaha - MCRS	130.3
32	10		Kelvin REILLY		Kawasaki - TW2/MSS Discovery	129.8
33	45		Martin FINNEGAN		Honda - Vitrans	129.5
34	24		Graham SEWARD		Suzuki - GS Racing	129.5
35	34		Stu WILSON		Yamaha - Team Metabo UK	129.5
36	20		Glenn KIRK		Yamaha - PDM Racing	129.3
37	56		John INGRAM		Suzuki - Ingram Racing	129.3
38	70		Dean JOHNSON		Kawasaki - CM Racing	129.0
39	61		Brian McCORMACK		Suzuki - Mac C Racing	127.8

Weather / Track : Bright / Dry

msttimina.com

Mallory Park
Circuit Length = 1.3900 miles.
Start: 16:00 End: 16:26
Printed - 16:27 Friday, 22 April 2005

MCRCB BULLETIN TK000

2005 Metzeler Racetec National Superstock Championship FREE PRACTICE - SPEED TRAP - SECTOR

(contd.)

POS	NO	CL	NAME	NAT	ENTRY	MPH
1	22		Lee JACKSON		Yamaha - Krystal Racing	128.0
2	75		Craig FITZPATRICK		Yamaha-Comptech Graves Yamaha	128.0
3	96		Paul YOUNG		Yamaha - Paul Young Racing	126.8
4	90		David JOHNSON		Suzuki - Drayton Croft/X-Press	126.6
5	77		Les SHAND		Yamaha - AIM Racing	126.3
6	64		Aaron ZANOTTI		Kawasaki - Satellite Vivaldi	126.3
7	9		Marshall NEILL		Kawasaki - TW2/MSS Discovery	126.3
8	52		Ryan RAINEY		Yamaha - Image Motor Sport	125.4
9	46		Ollie BRIDEWELL		Kawasaki - Vivaldi Racing	125.4
10	45		Martin FINNEGAN		Honda - Vitrans	125.4
11	42		Guy SANDERS		Kawasaki -James Jackson Racing	125.2
12	89		Darren NORTH		Kawasaki - RP Bikes Racing	124.9
13	27		Dan STEWART		Yamaha - Wilcock Consulting	124.5
14	49		Rory ROCK		Yamaha	124.5
15	91		Adrian COATES		Suzuki - TAS Suzuki	124.5
16	84		James McBRIDE		Suzuki - Murray/Regal Building	124.0
17	3		Mark DAVIES		Yamaha - Team MDR	123.8
18	2		Andy TINSLEY		Suzuki - Buildbase/Knotts	123.8
19	10		Kelvin REILLY		Kawasaki - TW2/MSS Discovery	123.5
20	73		Simon WRIGHT		Yamaha - AB Plant Shipping Ltd	123.3
21	58		Steve BOOKER		Yamaha - SDB Racing	123.1
22	8		Ian HUTCHINSON		Honda - Mark Johns Motors	123.1
23	15		Kenny EVEREST		Yamaha - CC Wood Racing	122.9
24	6		Stephen THOMPSON		Suzuki - T&R Motorsport	122.6
25	11		Jason DAVIS		Suzuki - Jason Davis Racing	122.6
26	70		Dean JOHNSON		Kawasaki - CM Racing	122.6
27	34		Stu WILSON		Yamaha - Team Metabo UK	122.4
28	97		Carl MARSDEN		Yamaha - MCRS	122.4
29	60		Peter HICKMAN		Kawasaki - Astro Kawasaki	122.2
30	50		Kieran BLAIR		Suzuki - Unique Racing	121.7
31	12		Matt LAYT		Suzuki - Team BPM Suzuki	121.7
32	38		Damien HAYWOOD		Kawasaki - DH Racing Ltd	121.3
33	56		John INGRAM		Suzuki - Ingram Racing	121.1
34	28		Denver ROBB		Suzuki - KP Racing	120.9
35	20		Glenn KIRK		Yamaha - PDM Racing	119.6
36	24		Graham SEWARD		Suzuki - GS Racing	117.5
37	29		John FISHER		Suzuki - Pendragon Racing	116.7
38	61		Brian McCORMACK		Suzuki - Mac C Racing	115.9
39	99		Ian PARKIN-COATES		TBA	112.2

Weather / Track : Bright / Dry

msttimina.com

Mallory Park
Circuit Length = 1.3900 miles.
Start: 16:00 End: 16:26
Printed - 16:27 Friday, 22 April 2005

MCRCB BULLETIN TK000

2005 Metzeler Racetec National Superstock Championship BEST SECTOR TIMES - FREE PRACTICE

SECTOR 1				SECTOR 2			IDEAL / BEST COMPARISON					
POS	NO	NAME	TIME	NO	NAME	TIME	POS	NO	NAME	IDEAL	BEST	DIFF
1	9	NEILL	18.335	96	YOUNG	35.498	1	96	YOUNG	53.839	53.853	0.014
2	96	YOUNG	18.341	22	JACKSON	35.551	2	22	JACKSON	54.000	54.100	0.100
3	52	RAINEY	18.366	2	TINSLEY	35.713	3	75	FITZPATRICK	54.214	54.263	0.049
4	75	FITZPATRICK	18.367	75	FITZPATRICK	35.847	4	2	TINSLEY	54.327	54.327	0.000
5	89	NORTH	18.436	52	RAINEY	36.095	5	52	RAINEY	54.461	54.524	0.063
6	22	JACKSON	18.449	91	COATES	36.136	6	9	NEILL	54.495	54.864	0.369
7	90	JOHNSON	18.477	9	NEILL	36.160	7	91	COATES	54.750	54.793	0.043
8	46	BRIDEWELL	18.517	90	JOHNSON	36.357	8	90	JOHNSON	54.834	54.899	0.065
9	15	EVEREST	18.569	3	DAVIES	36.375	9	3	DAVIES	54.954	55.137	0.183
10	3	DAVIES	18.579	64	ZANOTTI	36.393	10	46	BRIDEWELL	55.074	55.322	0.248
11	2	TINSLEY	18.614	77	SHAND	36.418	11	77	SHAND	55.101	55.101	0.000
12	91	COATES	18.614	27	STEWART	36.468	12	89	NORTH	55.124	55.360	0.236
13	77	SHAND	18.683	49	ROCK	36.556	13	64	ZANOTTI	55.175	55.255	0.080
14	42	SANDERS	18.712	46	BRIDEWELL	36.557	14	49	ROCK	55.385	55.711	0.326
15	10	REILLY	18.757	89	NORTH	36.688	15	15	EVEREST	55.429	55.542	0.113
16	64	ZANOTTI	18.782	10	REILLY	36.735	16	27	STEWART	55.436	55.634	0.198
17	70	JOHNSON	18.807	11	DAVIS	36.737	17	10	REILLY	55.492	55.606	0.114
18	6	THOMPSON	18.807	58	BOOKER	36.794	18	11	DAVIS	55.563	55.643	0.080
19	97	MARSDEN	18.807	60	HICKMAN	36.798	19	70	JOHNSON	55.635	55.756	0.121
20	11	DAVIS	18.826	70	JOHNSON	36.828	20	60	HICKMAN	55.645	55.684	0.039
21	49	ROCK	18.829	15	EVEREST	36.860	21	42	SANDERS	55.662	55.729	0.067
22	73	WRIGHT	18.833	12	LAYT	36.890	22	58	BOOKER	55.691	55.892	0.201
23	60	HICKMAN	18.847	42	SANDERS	36.950	23	12	LAYT	55.817	56.128	0.311
24	34	WILSON	18.867	34	WILSON	36.996	24	73	WRIGHT	55.858	56.015	0.157
25	58	BOOKER	18.897	73	WRIGHT	37.025	25	34	WILSON	55.863	55.948	0.085
26	12	LAYT	18.927	28	ROBB	37.119	26	97	MARSDEN	55.962	55.962	0.000
27	28	ROBB	18.965	84	McBRIDE	37.124	27	28	ROBB	56.084	56.084	0.000
28	27	STEWART	18.968	97	MARSDEN	37.155	28	84	McBRIDE	56.306	56.542	0.236
29	50	BLAIR	19.032	8	HUTCHINSON	37.283	29	20	KIRK	56.406	56.504	0.098
30	56	INGRAM	19.052	20	KIRK	37.318	30	6	THOMPSON	56.454	56.558	0.104
31	45	FINNEGAN	19.086	56	INGRAM	37.451	31	56	INGRAM	56.503	56.626	0.123
32	20	KIRK	19.088	24	SEWARD	37.496	32	50	BLAIR	56.557	56.767	0.210
33	84	McBRIDE	19.182	50	BLAIR	37.525	33	8	HUTCHINSON	56.613	56.710	0.097
34	24	SEWARD	19.200	45	FINNEGAN	37.559	34	45	FINNEGAN	56.645	56.707	0.062
35	38	HAYWOOD	19.272	61	McCORMACK	37.641	35	24	SEWARD	56.696	56.883	0.187
36	8	HUTCHINSON	19.330	6	THOMPSON	37.647	36	61	McCORMACK	57.019	57.126	0.107
37	61	McCORMACK	19.378	38	HAYWOOD	37.841	37	38	HAYWOOD	57.113	57.218	0.105
38	29	FISHER	19.570	99	PARKIN-	38.660	38	99	PARKIN-	58.724	58.832	0.108
39	99	PARKIN-	20.064	29	FISHER	39.588	39	29	FISHER	59.158	59.158	0.000
									Perfect Lap	53.833		

Weather / Track : Bright / Dry

Mallory Park
Circuit Length = 1.3900 miles
Start: 16:00 End: 16:26

MCRCB BULLETIN TK011

2005 Metzeler Racetec National Superstock Championship QUALIFYING 1

POS	NO	CL	NAME	NAT	ENTRY	TIME	LAPS	GAP	MPH
1	2		Andy TINSLEY		Suzuki - Buildbase/Knotts	53.430	22		93.65
2	91		Adrian COATES		Suzuki - TAS Suzuki	53.726	11	0.296	93.13
3	22		Lee JACKSON		Yamaha - Krystal Racing	53.785	17	0.355	93.03
4	96		Paul YOUNG		Yamaha - Paul Young Racing	53.839	26	0.409	92.94
5	52		Ryan RAINEY		Yamaha - Image Motor Sport	53.965	16	0.535	92.72
6	75		Craig FITZPATRICK		Yamaha-Comptech Graves Yamaha	54.144	18	0.714	92.42
7	90		David JOHNSON		Suzuki - Drayton Croft/X-Press	54.219	25	0.789	92.29
8	77		Les SHAND		Yamaha - AIM Racing	54.360	20	0.930	92.05
9	9		Marshall NEILL		Kawasaki - TW2/MSS Discovery	54.405	22	0.975	91.97
10	6		Stephen THOMPSON		Suzuki - T&R Motorsport	54.421	20	0.991	91.95
11	3		Mark DAVIES		Yamaha - Team MDR	54.502	20	1.072	91.81
12	70		Dean JOHNSON		Kawasaki - CM Racing	54.577	21	1.147	91.68
13	10		Kelvin REILLY		Kawasaki - TW2/MSS Discovery	54.586	20	1.156	91.67
14	58		Steve BOOKER		Yamaha - SDB Racing	54.644	18	1.214	91.57
15	60		Peter HICKMAN		Kawasaki - Astro Kawasaki	54.649	21	1.219	91.56
16	46		Ollie BRIDEWELL		Kawasaki - Vivaldi Racing	54.705	20	1.275	91.47
17	89		Darren NORTH		Kawasaki - RP Bikes Racing	54.712	14	1.282	91.46
18	12		Matt LAYT		Suzuki - Team BPM Suzuki	54.911	18	1.481	91.12
19	42		Guy SANDERS		Kawasaki -James Jackson Racing	54.956	19	1.526	91.05
20	49		Rory ROCK		Yamaha	55.018	20	1.588	90.95
21	11		Jason DAVIS		Suzuki - Jason Davis Racing	55.038	16	1.608	90.91
22	27		Dan STEWART		Yamaha - Wilcock Consulting	55.044	20	1.614	90.90
23	64		Aaron ZANOTTI		Kawasaki - Satellite Vivaldi	55.109	21	1.679	90.80
24	73		Simon WRIGHT		Yamaha - AB Plant Shipping Ltd	55.116	25	1.686	90.79
25	28		Denver ROBB		Suzuki - KP Racing	55.348	18	1.918	90.41
26	15		Kenny EVEREST		Yamaha - CC Wood Racing	55.388	26	1.958	90.34
27	84		James McBRIDE		Suzuki - Murray/Regal Building	55.424	19	1.994	90.28
28	24		Graham SEWARD		Suzuki - GS Racing	55.481	21	2.051	90.19
29	8		Ian HUTCHINSON		Honda - Mark Johns Motors	55.484	19	2.054	90.18
30	20		Damian CUDLIN		Yamaha - PDM Racing	55.501	22	2.071	90.16
31	45		Martin FINNEGAN		Honda - Vitrans	55.599	26	2.169	90.00
32	56		John INGRAM		Suzuki - Ingram Racing	55.615	16	2.185	89.97
33	34		Stu WILSON		Yamaha - Team Metabo UK	55.667	20	2.237	89.89
34	97		Carl MARSDEN		Yamaha - MCRS	55.817	20	2.387	89.65
35	61		Brian McCORMACK		Suzuki - Mac C Racing	56.173	20	2.743	89.08
36	38		Damien HAYWOOD		Kawasaki - DH Racing Ltd	56.231	16	2.801	88.99
37	50		Kieran BLAIR		Suzuki - Unique Racing	56.289	20	2.859	88.89
38	99		Ian PARKIN-COATES		Kawasaki - Q MotoSport	57.965	20	4.535	86.32

Weather / Track : Bright / Dry
 These results are provisional until the conclusion of any judicial and technical matters.

Mallory Park
 Circuit Length = 1.3900 miles.
 Start: 11:41 End: 12:07

Race Director:	Stewards:	Timekeeper:
----------------	-----------	-------------

MCRCB BULLETIN TK012

2005 Metzeler Racetec National Superstock Championship QUALIFYING 1 - LAP ANALYSIS

2	Andy TINSLEY	Suzuki - Buildbase/Knotts									
1 -	6:02.393	6 -	53.430	11 -	55.084	16 -	54.995	21 -	54.153		
2 -	55.705	7 -	53.706	12 -	2:48.385	17 -	54.525	22 -	54.262		
3 -	54.436	8 -	53.736	13 -	55.323	18 -	55.344				
4 -	54.715	9 -	3:53.647	14 -	54.443	19 -	54.400				
5 -	54.637	10 -	54.941	15 -	54.756	20 -	54.518				
3	Mark DAVIES	Yamaha - Team MDR									
1 -	6:01.388	6 -	55.000	11 -	56.500	16 -	1:16.883				
2 -	55.051	7 -	54.721	12 -	55.238	17 -	55.736				
3 -	55.079	8 -	54.502	13 -	54.852	18 -	1:10.264				
4 -	55.817	9 -	57.164	14 -	56.051	19 -	1:03.287				
5 -	55.949	10 -	7:22.471	15 -	54.962	20 -	55.687				
6	Stephen THOMPSON	Suzuki - T&R Motorsport									
1 -	6:20.769	6 -	3:07.169	11 -	55.005	16 -	1:11.477				
2 -	59.613	7 -	55.151	12 -	54.661	17 -	57.568				
3 -	57.407	8 -	54.421	13 -	4:35.708	18 -	59.204				
4 -	57.495	9 -	55.402	14 -	58.491	19 -	56.967				
5 -	55.138	10 -	58.695	15 -	55.796	20 -	59.586				
8	Ian HUTCHINSON	Honda - Mark Johns Motors									
1 -	7:08.873	6 -	56.305	11 -	56.422	16 -	56.370				
2 -	58.946	7 -	56.220	12 -	55.994	17 -	56.491				
3 -	56.580	8 -	55.939	13 -	55.484	18 -	56.392				
4 -	56.029	9 -	57.402	14 -	55.615	19 -	56.092				
5 -	55.932	10 -	5:15.355	15 -	57.599						
9	Marshall NEILL	Kawasaki - TW2/MSS Discovery									
1 -	6:18.333	6 -	56.919	11 -	55.381	16 -	54.751	21 -	55.973		
2 -	1:02.643	7 -	54.805	12 -	55.754	17 -	55.404	22 -	55.063		
3 -	55.979	8 -	55.386	13 -	55.028	18 -	55.872				
4 -	54.691	9 -	5:21.624	14 -	55.101	19 -	1:25.589				
5 -	54.405	10 -	55.749	15 -	54.831	20 -	56.234				
10	Kelvin REILLY	Kawasaki - TW2/MSS Discovery									
1 -	7:08.185	6 -	4:13.379	11 -	54.586	16 -	55.079				
2 -	57.313	7 -	55.554	12 -	55.603	17 -	55.410				
3 -	55.267	8 -	55.278	13 -	3:05.976	18 -	54.961				
4 -	55.456	9 -	54.702	14 -	55.910	19 -	56.024				
5 -	55.352	10 -	55.067	15 -	54.701	20 -	1:03.665				
11	Jason DAVIS	Suzuki - Jason Davis Racing									
1 -	6:18.498	6 -	55.520	11 -	56.059	16 -	58.219				
2 -	1:03.085	7 -	55.529	12 -	57.058						
3 -	56.687	8 -	4:32.018	13 -	56.455						
4 -	55.820	9 -	3:34.630	14 -	55.355						
5 -	55.448	10 -	3:24.358	15 -	55.038						

MCRCB BULLETIN TK012

2005 Metzeler Racetec National Superstock Championship QUALIFYING 1 - LAP ANALYSIS

(contd.)

12	Matt LAYT	Suzuki - Team BPM Suzuki									
1 -	7:01.927	6 -	5:08.741	11 -	55.922	16 -	55.337				
2 -	56.237	7 -	56.118	12 -	4:03.164	17 -	54.911				
3 -	55.553	8 -	55.520	13 -	55.912	18 -	55.548				
4 -	55.995	9 -	55.510	14 -	55.834						
5 -	54.972	10 -	55.357	15 -	55.502						
15	Kenny EVEREST	Yamaha - CC Wood Racing									
1 -	7:23.289	6 -	55.704	11 -	55.529	16 -	55.700	21 -	56.029	26 -	57.195
2 -	58.657	7 -	55.720	12 -	55.388	17 -	1:03.125	22 -	55.544		
3 -	56.788	8 -	55.611	13 -	55.938	18 -	56.163	23 -	57.485		
4 -	55.757	9 -	55.896	14 -	55.975	19 -	55.638	24 -	55.671		
5 -	56.750	10 -	55.739	15 -	56.459	20 -	55.857	25 -	56.804		
20	Damian CUDLIN	Yamaha - PDM Racing									
1 -	7:09.334	6 -	56.417	11 -	56.189	16 -	56.082	21 -	55.767		
2 -	57.901	7 -	58.044	12 -	55.616	17 -	58.743	22 -	1:04.369		
3 -	55.514	8 -	55.991	13 -	55.501	18 -	56.070				
4 -	55.801	9 -	4:22.891	14 -	55.724	19 -	55.990				
5 -	55.563	10 -	56.983	15 -	55.869	20 -	56.628				
22	Lee JACKSON	Yamaha - Krystal Racing									
1 -	6:01.128	6 -	53.785	11 -	53.848	16 -	54.906				
2 -	55.123	7 -	2:49.478	12 -	2:58.034	17 -	54.935				
3 -	55.041	8 -	3:30.676	13 -	54.213						
4 -	53.939	9 -	54.569	14 -	3:54.785						
5 -	56.036	10 -	55.241	15 -	54.846						
24	Graham SEWARD	Suzuki - GS Racing									
1 -	7:13.458	6 -	56.181	11 -	3:47.197	16 -	56.076	21 -	56.689		
2 -	58.273	7 -	57.049	12 -	56.298	17 -	56.195				
3 -	56.702	8 -	56.357	13 -	55.844	18 -	56.174				
4 -	56.564	9 -	56.130	14 -	55.481	19 -	2:35.215				
5 -	58.424	10 -	56.113	15 -	56.090	20 -	56.360				
27	Dan STEWART	Yamaha - Wilcock Consulting									
1 -	6:26.506	6 -	55.389	11 -	56.884	16 -	55.804				
2 -	58.268	7 -	55.163	12 -	55.299	17 -	4:06.706				
3 -	56.323	8 -	55.475	13 -	55.124	18 -	55.535				
4 -	55.842	9 -	56.033	14 -	55.304	19 -	55.265				
5 -	55.695	10 -	4:29.678	15 -	55.044	20 -	56.019				
28	Denver ROBB	Suzuki - KP Racing									
1 -	7:10.930	6 -	55.793	11 -	55.375	16 -	55.864				
2 -	1:02.599	7 -	56.264	12 -	56.946	17 -	55.842				
3 -	1:00.460	8 -	1:18.111	13 -	56.017	18 -	55.896				
4 -	56.409	9 -	55.745	14 -	7:29.188						
5 -	55.348	10 -	56.216	15 -	58.362						

MCRCB BULLETIN TK012

**2005 Metzeler Racetec National Superstock Championship
QUALIFYING 1 - LAP ANALYSIS**

(contd.)

34	Stu WILSON	Yamaha - Team Metabo UK							
1 -	7:02.823	6 -	55.862	11 -	55.667	16 -	56.998		
2 -	56.567	7 -	2:33.024	12 -	56.264	17 -	56.025		
3 -	56.172	8 -	56.096	13 -	55.732	18 -	1:00.801		
4 -	56.777	9 -	55.828	14 -	3:18.211	19 -	1:04.098		
5 -	56.047	10 -	56.140	15 -	56.334	20 -	58.299		
38	Damien HAYWOOD	Kawasaki - DH Racing Ltd							
1 -	7:05.478	6 -	4:33.030	11 -	57.241	16 -	56.711		
2 -	57.120	7 -	58.917	12 -	6:30.209				
3 -	57.012	8 -	56.969	13 -	58.432				
4 -	57.172	9 -	57.138	14 -	57.268				
5 -	56.231	10 -	56.923	15 -	56.873				
42	Guy SANDERS	Kawasaki -James Jackson Racing							
1 -	7:01.217	6 -	55.215	11 -	4:11.557	16 -	55.759		
2 -	56.464	7 -	55.612	12 -	1:00.567	17 -	56.298		
3 -	55.714	8 -	55.733	13 -	55.939	18 -	55.810		
4 -	55.799	9 -	55.727	14 -	55.253	19 -	55.225		
5 -	54.956	10 -	55.595	15 -	55.408				
45	Martin FINNEGAN	Honda - Vitrans							
1 -	7:13.250	6 -	56.275	11 -	56.147	16 -	56.404	21 -	56.029
2 -	58.158	7 -	56.991	12 -	56.832	17 -	55.955	22 -	56.128
3 -	56.619	8 -	56.884	13 -	55.599	18 -	56.288	23 -	56.486
4 -	56.585	9 -	56.318	14 -	56.312	19 -	56.304	24 -	56.295
5 -	56.794	10 -	56.086	15 -	56.107	20 -	56.336	25 -	57.182
46	Ollie BRIDEWELL	Kawasaki - Vivaldi Racing							
1 -	6:35.453	6 -	56.268	11 -	55.299	16 -	54.916		
2 -	57.888	7 -	55.000	12 -	55.270	17 -	54.833		
3 -	56.585	8 -	5:55.991	13 -	55.171	18 -	54.705		
4 -	55.974	9 -	55.162	14 -	54.757	19 -	55.259		
5 -	55.136	10 -	55.869	15 -	55.489	20 -	1:48.278		
49	Rory ROCK	Yamaha							
1 -	7:12.533	6 -	55.825	11 -	55.199	16 -	58.212		
2 -	57.438	7 -	56.413	12 -	55.437	17 -	58.417		
3 -	55.581	8 -	4:08.058	13 -	55.517	18 -	55.711		
4 -	56.194	9 -	55.517	14 -	55.615	19 -	55.018		
5 -	55.244	10 -	55.180	15 -	55.215	20 -	55.405		
50	Kieran BLAIR	Suzuki - Unique Racing							
1 -	7:08.558	6 -	57.236	11 -	56.289	16 -	56.913		
2 -	58.440	7 -	57.223	12 -	56.713	17 -	57.030		
3 -	57.118	8 -	57.635	13 -	56.554	18 -	2:57.329		
4 -	57.207	9 -	3:59.355	14 -	56.494	19 -	56.698		
5 -	56.886	10 -	56.948	15 -	57.012	20 -	56.537		

MCRCB BULLETIN TK012

2005 Metzeler Racetec National Superstock Championship QUALIFYING 1 - LAP ANALYSIS

(contd.)

52	Ryan RAINEY	Yamaha - Image Motor Sport							
1 -	6:56.439	6 -	53.965	11 -	55.452	16 -	55.332		
2 -	56.066	7 -	54.199	12 -	55.747				
3 -	55.501	8 -	56.668	13 -	54.721				
4 -	55.374	9 -	8:43.371	14 -	54.784				
5 -	54.464	10 -	58.546	15 -	2:24.189				
56	John INGRAM	Suzuki - Ingram Racing							
1 -	X:00.000	6 -	57.355	11 -	56.293	16 -	56.389		
2 -	57.441	7 -	6:17.592	12 -	57.107				
3 -	57.127	8 -	58.370	13 -	56.426				
4 -	56.744	9 -	55.615	14 -	56.557				
5 -	57.209	10 -	56.462	15 -	56.548				
58	Steve BOOKER	Yamaha - SDB Racing							
1 -	6:28.366	6 -	54.644	11 -	55.089	16 -	56.313		
2 -	59.189	7 -	55.151	12 -	6:06.648	17 -	55.344		
3 -	55.532	8 -	56.500	13 -	56.573	18 -	55.886		
4 -	2:17.311	9 -	55.862	14 -	55.726				
5 -	54.859	10 -	55.258	15 -	55.673				
60	Peter HICKMAN	Kawasaki - Astro Kawasaki							
1 -	7:16.147	6 -	3:12.542	11 -	54.649	16 -	55.214	21 -	55.228
2 -	59.585	7 -	55.650	12 -	3:08.084	17 -	56.135		
3 -	56.732	8 -	55.207	13 -	55.396	18 -	56.671		
4 -	55.869	9 -	54.822	14 -	55.453	19 -	55.644		
5 -	55.254	10 -	54.955	15 -	55.233	20 -	55.895		
61	Brian McCORMACK	Suzuki - Mac C Racing							
1 -	6:26.637	6 -	57.528	11 -	57.425	16 -	56.173		
2 -	58.983	7 -	57.027	12 -	56.656	17 -	56.756		
3 -	57.193	8 -	56.476	13 -	1:03.268	18 -	1:01.207		
4 -	56.842	9 -	6:55.487	14 -	56.308	19 -	1:01.566		
5 -	56.939	10 -	1:00.642	15 -	56.208	20 -	59.924		
64	Aaron ZANOTTI	Kawasaki - Satellite Vivaldi							
1 -	6:36.697	6 -	55.109	11 -	56.136	16 -	55.253	21 -	55.328
2 -	57.114	7 -	55.331	12 -	55.626	17 -	1:11.626		
3 -	56.202	8 -	55.545	13 -	55.939	18 -	56.165		
4 -	55.226	9 -	5:41.373	14 -	55.612	19 -	56.011		
5 -	55.239	10 -	57.206	15 -	56.120	20 -	55.393		
70	Dean JOHNSON	Kawasaki - CM Racing							
1 -	7:03.902	6 -	54.618	11 -	58.088	16 -	55.858	21 -	56.093
2 -	56.465	7 -	3:12.861	12 -	54.980	17 -	58.529		
3 -	55.648	8 -	1:01.944	13 -	56.631	18 -	55.084		
4 -	55.289	9 -	55.300	14 -	55.402	19 -	1:10.296		
5 -	54.577	10 -	54.854	15 -	1:09.893	20 -	1:08.946		

MCRCB BULLETIN TK012

2005 Metzeler Racetec National Superstock Championship QUALIFYING 1 - LAP ANALYSIS

(contd.)

73	Simon WRIGHT	Yamaha - AB Plant Shipping Ltd									
1 -	6:31.335	6 -	55.116	11 -	55.449	16 -	55.273	21 -	55.461		
2 -	59.626	7 -	56.019	12 -	56.136	17 -	57.136	22 -	55.921		
3 -	57.750	8 -	59.935	13 -	56.379	18 -	56.070	23 -	55.897		
4 -	55.705	9 -	1:03.107	14 -	2:23.080	19 -	56.322	24 -	55.583		
5 -	55.987	10 -	55.549	15 -	58.203	20 -	55.455	25 -	58.547		
75	Craig FITZPATRICK	Yamaha-Comptech Graves Yamaha									
1 -	7:02.184	6 -	54.144	11 -	1:00.098	16 -	56.611				
2 -	1:13.627	7 -	1:06.436	12 -	56.791	17 -	54.153				
3 -	1:01.120	8 -	5:31.323	13 -	1:00.728	18 -	54.638				
4 -	1:02.075	9 -	54.427	14 -	54.507						
5 -	54.159	10 -	54.936	15 -	55.377						
77	Les SHAND	Yamaha - AIM Racing									
1 -	6:32.603	6 -	54.643	11 -	55.073	16 -	54.734				
2 -	56.517	7 -	4:37.692	12 -	55.671	17 -	3:48.096				
3 -	55.079	8 -	55.967	13 -	54.708	18 -	55.274				
4 -	56.628	9 -	55.422	14 -	54.360	19 -	54.609				
5 -	54.729	10 -	55.962	15 -	55.443	20 -	54.997				
84	James McBRIDE	Suzuki - Murray/Regal Building									
1 -	8:31.986	6 -	3:29.354	11 -	56.855	16 -	56.336				
2 -	56.877	7 -	55.424	12 -	55.841	17 -	55.905				
3 -	56.315	8 -	55.684	13 -	55.475	18 -	57.755				
4 -	55.650	9 -	55.910	14 -	3:43.555	19 -	56.061				
5 -	56.184	10 -	56.061	15 -	56.185						
89	Darren NORTH	Kawasaki - RP Bikes Racing									
1 -	7:11.682	6 -	55.215	11 -	57.200						
2 -	1:03.578	7 -	55.398	12 -	55.553						
3 -	55.947	8 -	55.670	13 -	6:56.524						
4 -	54.712	9 -	55.693	14 -	57.442						
5 -	57.323	10 -	55.904								
90	David JOHNSON	Suzuki - Drayton Croft/X-Press									
1 -	6:46.661	6 -	54.639	11 -	54.881	16 -	54.784	21 -	57.869		
2 -	58.691	7 -	55.913	12 -	58.688	17 -	54.405	22 -	56.213		
3 -	55.824	8 -	55.130	13 -	54.831	18 -	56.952	23 -	54.219		
4 -	55.047	9 -	55.296	14 -	54.686	19 -	56.346	24 -	54.540		
5 -	55.090	10 -	54.626	15 -	1:01.032	20 -	2:35.067	25 -	57.849		
91	Adrian COATES	Suzuki - TAS Suzuki									
1 -	6:55.580	6 -	53.726	11 -	54.312						
2 -	56.177	7 -	55.985								
3 -	54.440	8 -	8:22.862								
4 -	54.003	9 -	56.517								
5 -	53.952	10 -	55.027								

MCRCB BULLETIN TK012

2005 Metzeler Racetec National Superstock Championship QUALIFYING 1 - LAP ANALYSIS

(contd.)

96	Paul YOUNG	Yamaha - Paul Young Racing									
1 -	7:07.861	6 -	54.425	11 -	54.166	16 -	54.820	21 -	54.322	26 -	54.980
2 -	1:37.256	7 -	54.104	12 -	56.245	17 -	55.629	22 -	54.549		
3 -	1:03.580	8 -	55.750	13 -	54.533	18 -	55.176	23 -	56.567		
4 -	53.965	9 -	53.839	14 -	54.202	19 -	56.168	24 -	54.363		
5 -	54.165	10 -	54.284	15 -	54.157	20 -	54.182	25 -	54.134		
97	Carl MARSDEN	Yamaha - MCRS									
1 -	7:09.148	6 -	56.186	11 -	55.872	16 -	56.952				
2 -	59.180	7 -	56.336	12 -	55.999	17 -	56.584				
3 -	56.901	8 -	56.133	13 -	56.564	18 -	56.569				
4 -	57.012	9 -	3:09.766	14 -	55.817	19 -	55.984				
5 -	56.313	10 -	56.613	15 -	56.071	20 -	55.950				
99	Ian PARKIN-COATES	Kawasaki - Q MotoSport									
1 -	6:47.421	6 -	1:01.039	11 -	58.429	16 -	58.647				
2 -	1:04.115	7 -	2:49.569	12 -	4:03.540	17 -	59.506				
3 -	1:00.839	8 -	58.718	13 -	59.037	18 -	58.388				
4 -	1:00.159	9 -	58.877	14 -	59.192	19 -	58.108				
5 -	59.053	10 -	58.499	15 -	57.965	20 -	1:03.155				

MCRCB BULLETIN TK037

2005 Metzeler Racetec National Superstock Championship COMBINED QUALIFYING

POS	NO	CL	NAME	NAT	ENTRY	FIRST		SECOND		
						TIME	LAPS	TIME	LAPS	GAP
1	2		Andy TINSLEY		Suzuki - Buildbase/Knotts	53.430	22	53.368	21	
2	22		Lee JACKSON		Yamaha - Krystal Racing	53.785	17	53.378	20	0.010
3	96		Paul YOUNG		Yamaha - Paul Young Racing	53.839	26	53.414	26	0.046
4	91		Adrian COATES		Suzuki - TAS Suzuki	53.726	11	53.468	21	0.100
5	52		Ryan RAINEY		Yamaha - Image Motor Sport	53.965	16	53.706	19	0.338
6	75		Craig FITZPATRICK		Yamaha-Comptech Graves Yamaha	54.144	18	53.797	20	0.429
7	77		Les SHAND		Yamaha - AIM Racing	54.360	20	53.888	23	0.520
8	90		David JOHNSON		Suzuki - Drayton Croft/X-Press	54.219	25	53.940	26	0.572
9	9		Marshall NEILL		Kawasaki - TW2/MSS Discovery	54.405	22	54.079	20	0.711
10	6		Stephen THOMPSON		Suzuki - T&R Motorsport	54.421	20	54.203	22	0.835
11	10		Kelvin REILLY		Kawasaki - TW2/MSS Discovery	54.586	20	54.237	22	0.869
12	11		Jason DAVIS		Suzuki - Jason Davis Racing	55.038	16	54.300	17	0.932
13	46		Ollie BRIDEWELL		Kawasaki - Vivaldi Racing	54.705	20	54.331	22	0.963
14	3		Mark DAVIES		Yamaha - Team MDR	54.502	20	54.688	20	1.134
15	89		Darren NORTH		Kawasaki - RP Bikes Racing	54.712	14	54.566	17	1.198
16	70		Dean JOHNSON		Kawasaki - CM Racing	54.577	21	54.629	24	1.209
17	58		Steve BOOKER		Yamaha - SDB Racing	54.644	18	54.582	20	1.214
18	49		Rory ROCK		Yamaha	55.018	20	54.596	22	1.228
19	20		Damian CUDLIN		Yamaha - PDM Racing	55.501	22	54.601	22	1.233
20	60		Peter HICKMAN		Kawasaki - Astro Kawasaki	54.649	21	54.719	24	1.281
21	64		Aaron ZANOTTI		Kawasaki - Satellite Vivaldi	55.109	21	54.684	21	1.316
22	8		Ian HUTCHINSON		Honda - Mark Johns Motors	55.484	19	54.710	21	1.342
23	15		Kenny EVEREST		Yamaha - CC Wood Racing	55.388	26	54.780	27	1.412
24	12		Matt LAYT		Suzuki - Team BPM Suzuki	54.911	18	54.787	19	1.419
25	27		Dan STEWART		Yamaha - Wilcock Consulting	55.044	20	54.874	20	1.506
26	42		Guy SANDERS		Kawasaki -James Jackson Racing	54.956	19	54.978	17	1.588
27	28		Denver ROBB		Suzuki - KP Racing	55.348	18	55.067	19	1.699
28	84		James McBRIDE		Suzuki - Murray/Regal Building	55.424	19	55.068	21	1.700
29	73		Simon WRIGHT		Yamaha - AB Plant Shipping Ltd	55.116	25	55.102	22	1.734
30	97		Carl MARSDEN		Yamaha - MCRS	55.817	20	55.142	22	1.774
31	45		Martin FINNEGAN		Honda - Vitrans	55.599	26	55.215	20	1.847
32	34		Stu WILSON		Yamaha - Team Metabo UK	55.667	20	55.314	23	1.946
33	56		John INGRAM		Suzuki - Ingram Racing	55.615	16	55.475	20	2.107
34	24		Graham SEWARD		Suzuki - GS Racing	55.481	21	55.633	23	2.113
35	38		Damien HAYWOOD		Kawasaki - DH Racing Ltd	56.231	16	55.826	15	2.458
36	61		Brian McCORMACK		Suzuki - Mac C Racing	56.173	20	55.968	20	2.600
37	50		Kieran BLAIR		Suzuki - Unique Racing	56.289	20	56.593	3	2.921
38	29		John FISHER		Suzuki - Pendragon Racing		0	57.025	20	3.657
39	99		Ian PARKIN-COATES		Kawasaki - Q MotoSport	57.965	20	57.061	25	3.693

QUALIFICATION MAXIMA 58.704

Weather / Track : Bright / Dry

These results are provisional until the conclusion of any judicial and technical matters.

Mallory Park
Circuit Length = 1.3900 miles.
Start: 15:45 End: 16:11

Race Director:	Stewards:	Timekeeper:
----------------	-----------	-------------

MCRCB BULLETIN TK038

2005 Metzeler Racetec National Superstock Championship QUALIFYING 2

POS	NO	CL	NAME	NAT	ENTRY	TIME	LAPS	GAP	MPH
1	2		Andy TINSLEY		Suzuki - Buildbase/Knotts	53.368	21		93.76
2	22		Lee JACKSON		Yamaha - Krystal Racing	53.378	20	0.010	93.74
3	96		Paul YOUNG		Yamaha - Paul Young Racing	53.414	26	0.046	93.68
4	91		Adrian COATES		Suzuki - TAS Suzuki	53.468	21	0.100	93.58
5	52		Ryan RAINEY		Yamaha - Image Motor Sport	53.706	19	0.338	93.17
6	75		Craig FITZPATRICK		Yamaha-Comptech Graves Yamaha	53.797	20	0.429	93.01
7	77		Les SHAND		Yamaha - AIM Racing	53.888	23	0.520	92.85
8	90		David JOHNSON		Suzuki - Drayton Croft/X-Press	53.940	26	0.572	92.77
9	9		Marshall NEILL		Kawasaki - TW2/MSS Discovery	54.079	20	0.711	92.53
10	6		Stephen THOMPSON		Suzuki - T&R Motorsport	54.203	22	0.835	92.32
11	10		Kelvin REILLY		Kawasaki - TW2/MSS Discovery	54.237	22	0.869	92.26
12	11		Jason DAVIS		Suzuki - Jason Davis Racing	54.300	17	0.932	92.15
13	46		Ollie BRIDEWELL		Kawasaki - Vivaldi Racing	54.331	22	0.963	92.10
14	89		Darren NORTH		Kawasaki - RP Bikes Racing	54.566	17	1.198	91.70
15	58		Steve BOOKER		Yamaha - SDB Racing	54.582	20	1.214	91.67
16	49		Rory ROCK		Yamaha	54.596	22	1.228	91.65
17	20		Damian CUDLIN		Yamaha - PDM Racing	54.601	22	1.233	91.64
18	70		Dean JOHNSON		Kawasaki - CM Racing	54.629	24	1.261	91.60
19	64		Aaron ZANOTTI		Kawasaki - Satellite Vivaldi	54.684	21	1.316	91.50
20	3		Mark DAVIES		Yamaha - Team MDR	54.688	20	1.320	91.50
21	8		Ian HUTCHINSON		Honda - Mark Johns Motors	54.710	21	1.342	91.46
22	60		Peter HICKMAN		Kawasaki - Astro Kawasaki	54.719	24	1.351	91.44
23	15		Kenny EVEREST		Yamaha - CC Wood Racing	54.780	27	1.412	91.34
24	12		Matt LAYT		Suzuki - Team BPM Suzuki	54.787	19	1.419	91.33
25	27		Dan STEWART		Yamaha - Wilcock Consulting	54.874	20	1.506	91.19
26	42		Guy SANDERS		Kawasaki -James Jackson Racing	54.978	18	1.610	91.01
27	28		Denver ROBB		Suzuki - KP Racing	55.067	19	1.699	90.87
28	84		James McBRIDE		Suzuki - Murray/Regal Building	55.068	21	1.700	90.86
29	73		Simon WRIGHT		Yamaha - AB Plant Shipping Ltd	55.102	22	1.734	90.81
30	97		Carl MARSDEN		Yamaha - MCRS	55.142	22	1.774	90.74
31	45		Martin FINNEGAN		Honda - Vitrans	55.215	20	1.847	90.62
32	34		Stu WILSON		Yamaha - Team Metabo UK	55.314	23	1.946	90.46
33	56		John INGRAM		Suzuki - Ingram Racing	55.475	20	2.107	90.20
34	24		Graham SEWARD		Suzuki - GS Racing	55.633	23	2.265	89.94
35	38		Damien HAYWOOD		Kawasaki - DH Racing Ltd	55.826	15	2.458	89.63
36	61		Brian McCORMACK		Suzuki - Mac C Racing	55.968	20	2.600	89.40
37	50		Kieran BLAIR		Suzuki - Unique Racing	56.593	3	3.225	88.42
38	29		John FISHER		Suzuki - Pendragon Racing	57.025	20	3.657	87.75
39	99		Ian PARKIN-COATES		Kawasaki - Q MotoSport	57.061	25	3.693	87.69

Weather / Track : Bright / Dry
 These results are provisional until the conclusion of any judicial and technical matters.

Mallory Park
 Circuit Length = 1.3900 miles.
 Start: 15:45 End: 16:11

Race Director:	Stewards:	Timekeeper:
----------------	-----------	-------------

MCRCB BULLETIN TK039

2005 Metzeler Racetec National Superstock Championship QUALIFYING 2 - SECTOR ANALYSIS

2	Andy TINSLEY					Suzuki - Buildbase/Knotts					
1 -	3:34.433	107.2	39.891	128.5	4:14.324	12 -	18.287	123.5	36.004	134.7	54.291
2 -	19.792	115.3	38.188	130.5	57.980	13 -	18.167	129.8	35.434	132.3	53.601
3 -	19.054	118.5	35.819	134.2	54.873	14 -	18.192	127.0	35.567	132.1	53.759
4 -	18.488	121.7	36.078	133.6	54.566	15 -	18.322	125.6	35.229	133.1	53.551
5 -	3:27.356	115.5	37.604	129.0	4:04.960	16 -	18.364	125.4	35.192	133.6	53.556
6 -	18.699	124.2	36.024	129.3	54.723	17 -	19.932	110.0	40.067	109.4	59.999
7 -	18.651	119.6	35.937	131.5	54.588	18 -	20.826	102.9	37.423	133.6	58.249
8 -	18.572	124.9	35.577	132.1	54.149	19 -	18.268	127.5	35.100	133.4	53.368
9 -	18.541	126.1	35.736	131.3	54.277	20 -	18.346	124.9	36.758	130.5	55.104
10 -	2:34.229	103.8	38.508	131.0	3:12.737	21 -	19.963	93.5	45.656	132.1	1:05.619
11 -	18.712	123.5	35.812	132.8	54.524						
3	Mark DAVIES					Yamaha - Team MDR					
1 -	3:24.868	105.3	38.402	128.5	4:03.270	11 -	18.615	123.5	36.479	129.8	55.094
2 -	18.736	123.3	37.993	130.5	56.729	12 -	18.609	125.6	45.300		1:03.909
3 -	19.175	119.6	37.325	131.0	56.500	13 -	27.044	121.3	40.775	131.0	1:07.819
4 -	19.081	116.3	36.553	130.0	55.634	14 -	18.537	122.9	36.411	131.0	54.948
5 -	18.773	118.1	36.286	128.8	55.059	15 -	18.608	120.6	36.147	130.5	54.755
6 -	5:42.193	93.0	51.012	101.5	X:00.000	16 -	18.662	121.5	36.366	127.8	55.028
7 -	31.001	48.6	48.322	129.3	1:19.323	17 -	18.721	123.1	36.655	126.6	55.376
8 -	19.326	112.4	36.347	131.0	55.673	18 -	18.761	120.9	36.464	129.8	55.225
9 -	18.427	123.8	36.261	130.3	54.688	19 -	18.873	119.8	37.154	129.3	56.027
10 -	21.212	98.2	36.848	130.3	58.060	20 -	18.799	119.1	38.178	132.3	56.977
6	Stephen THOMPSON					Suzuki - T&R Motorsport					
1 -	3:55.933	103.5	43.074	122.9	4:39.007	12 -	18.286	121.1	35.917	135.0	54.203
2 -	20.326	115.1	39.033	130.0	59.359	13 -	18.776	124.5	36.702	134.4	55.478
3 -	18.705	119.8	36.821	132.3	55.526	14 -	18.199	121.3	36.513	132.1	54.712
4 -	18.751	119.6	39.284	119.1	58.035	15 -	19.065	119.6	40.658	131.3	59.723
5 -	19.706	112.7	38.425	130.0	58.131	16 -	18.722	116.9	36.328	132.6	55.050
6 -	18.553	119.6	37.138	131.5	55.691	17 -	18.718	112.2	38.632	134.2	57.350
7 -	18.564	123.1	36.513	133.4	55.077	18 -	18.260	124.2	36.282	133.9	54.542
8 -	18.475	120.6	37.065	133.9	55.540	19 -	18.612	117.3	42.298	124.7	1:00.910
9 -	18.695	111.2	38.248	129.8	56.943	20 -	19.323	127.5	42.875	134.7	1:02.198
10 -	3:48.183	95.4	40.418	114.7	4:28.601	21 -	18.268	121.3	36.068	134.4	54.336
11 -	21.845	94.1	37.477	134.7	59.322	22 -	19.642	104.8	39.906	127.0	59.548
8	Ian HUTCHINSON					Honda - Mark Johns Motors					
1 -	3:34.791	106.5	40.996	131.0	4:15.787	12 -	18.735	126.3	35.975	131.8	54.710
2 -	20.122	112.9	40.347	133.6	1:00.469	13 -	4:16.857	110.5	39.777	133.9	4:56.634
3 -	19.081	119.4	37.275	135.0	56.356	14 -	19.038	116.7	37.718	133.9	56.756
4 -	18.714	123.1	37.928	131.5	56.642	15 -	19.933	105.6	37.672	132.6	57.605
5 -	18.840	118.9	36.974	133.4	55.814	16 -	18.638	120.4	37.814	135.8	56.452
6 -	18.885	122.4	36.570	134.7	55.455	17 -	18.713	124.5	36.531	135.5	55.244
7 -	18.950	128.3	39.227	131.5	58.177	18 -	18.854	125.9	36.267	134.7	55.121
8 -	18.928	124.0	36.319	132.1	55.247	19 -	18.665	124.7	36.324	133.1	54.989
9 -	18.810	122.6	37.596	129.0	56.406	20 -	18.703	124.0	36.109	133.6	54.812
10 -	19.223	124.2	36.805	134.2	56.028	21 -	18.615	127.3	36.219	135.2	54.834
11 -	18.929	124.7	36.066	133.1	54.995						

Weather / Track : Bright / Dry

Mallory Park
Circuit Length = 1.3900 miles.
Start: 15:45 End: 16:11

MCRCB BULLETIN TK039

2005 Metzeler Racetec National Superstock Championship
 QUALIFYING 2 - SECTOR ANALYSIS

(contd.)

9	Marshall NEILL					Kawasaki - TW2/MSS Discovery					
1 -	3:28.326	106.8	41.989	128.3	4:10.315	11 -	18.646	124.7	43.452	81.4	1:02.098
2 -	19.702	116.5	38.007	131.8	57.709	12 -	6:05.933	90.6	39.876	130.5	X:00.000
3 -	18.798	124.9	35.628	133.1	54.426	13 -	19.138	109.2	50.141	131.5	1:09.279
4 -	18.517	125.4	35.792	130.0	54.309	14 -	18.657	123.1	37.032	132.8	55.689
5 -	18.380	127.0	35.699	132.3	54.079	15 -	18.513	124.2	36.859	133.1	55.372
6 -	18.627	117.7	41.974	130.5	1:00.601	16 -	18.597	126.3	52.465	130.5	1:11.062
7 -	18.259	125.9	35.840	132.3	54.099	17 -	18.574	126.1	36.061	130.3	54.635
8 -	18.659	114.9	41.123	99.5	59.782	18 -	18.492	125.9	36.184	132.8	54.676
9 -	21.344	75.8	39.049	130.0	1:00.393	19 -	18.375	127.3	36.310	128.5	54.685
10 -	18.575	125.4	35.910	131.0	54.485	20 -	18.530	125.2	36.280	129.8	54.810

10	Kelvin REILLY					Kawasaki - TW2/MSS Discovery					
1 -	3:46.403	105.1	41.999	126.8	4:28.402	12 -	18.454	124.0	35.783	127.5	54.237
2 -	18.977	121.5	38.209	129.3	57.186	13 -	18.566	122.6	38.374	127.3	56.940
3 -	19.047	125.9	36.616	131.5	55.663	14 -	19.074	123.3	36.205	129.3	55.279
4 -	18.774	127.0	36.770	129.5	55.544	15 -	18.612	120.6	37.292	129.0	55.904
5 -	18.389	123.5	36.253	129.5	54.642	16 -	2:36.921	74.3	39.512	99.5	3:16.433
6 -	18.674	119.8	36.068	129.8	54.742	17 -	23.099	75.4	48.459	129.0	1:11.558
7 -	18.492	125.6	36.263	128.3	54.755	18 -	18.531	123.3	36.139	127.5	54.670
8 -	18.417	124.2	36.130	130.3	54.547	19 -	18.425	124.5	36.363	129.0	54.788
9 -	18.558	120.9	36.830	127.0	55.388	20 -	18.910	123.5	48.618	127.8	1:07.528
10 -	2:32.526	111.1	37.005	130.5	3:09.531	21 -	18.869	121.5	36.150	128.0	55.019
11 -	18.403	123.1	36.022	130.5	54.425	22 -	18.558	122.0	37.716	115.1	56.274

11	Jason DAVIS					Suzuki - Jason Davis Racing					
1 -	5:43.123	106.1	44.222	125.2	X:00.000	10 -	4:30.996	120.6	38.772	125.2	X:00.000
2 -	19.645	117.5	38.590	128.5	58.235	11 -	19.302	125.9	1:05.113	122.6	1:24.415
3 -	18.943	126.3	36.741	133.1	55.684	12 -	18.884	124.5	36.125	131.3	55.009
4 -	19.861	115.7	37.102	130.8	56.963	13 -	18.493	120.6	35.807	133.4	54.300
5 -	18.691	122.6	36.446	130.5	55.137	14 -	18.685	125.6	36.304	131.8	54.989
6 -	18.681	122.6	36.413	129.3	55.094	15 -	18.495	124.5	36.047	132.1	54.542
7 -	18.696	121.5	36.319	125.4	55.015	16 -	18.547	123.1	43.565	90.3	1:02.112
8 -	18.837	121.5	36.387	130.0	55.224	17 -	2:28.913	120.9	37.110	131.3	3:06.023
9 -	19.157	123.5	36.634	128.3	55.791						

12	Matt LAYT					Suzuki - Team BPM Suzuki					
1 -	3:35.479	107.0	40.727	130.8	4:16.206	11 -	5:29.734	111.2	42.187	127.3	X:00.000
2 -	19.803	120.0	39.679	130.3	59.482	12 -	18.897	121.5	36.975	131.3	55.872
3 -	18.744	122.0	37.173	133.6	55.917	13 -	18.994	122.2	36.614	133.6	55.608
4 -	18.778	122.0	36.599	133.1	55.377	14 -	18.587	123.8	36.403	134.2	54.990
5 -	19.012	121.5	37.361	131.3	56.373	15 -	18.735	122.4	36.417	132.8	55.152
6 -	18.800	121.7	36.880	132.6	55.680	16 -	18.664	121.5	36.123	133.4	54.787
7 -	19.026	122.6	36.630	128.8	55.656	17 -	18.733	123.8	54.240	135.5	1:12.973
8 -	18.795	121.3	36.568	130.5	55.363	18 -	1:43.469	120.6	42.279	133.1	2:25.748
9 -	18.683	120.6	37.486	130.3	56.169	19 -	18.805	123.5	37.230	131.5	56.035
10 -	18.749	120.4	36.473	130.3	55.222						

MCRCB BULLETIN TK039

2005 Metzeler Racetec National Superstock Championship
 QUALIFYING 2 - SECTOR ANALYSIS

(contd.)

15		Kenny EVEREST				Yamaha - CC Wood Racing					
1 -	3:36.294	95.5	40.646	129.3	4:16.940	15 -	19.502	118.3	38.896	90.3	58.398
2 -	19.304	112.7	39.640	129.0	58.944	16 -	21.590	116.3	37.144	129.0	58.734
3 -	18.767	118.3	37.473	131.0	56.240	17 -	18.994	122.6	36.714	130.0	55.708
4 -	18.516	122.4	37.699	130.3	56.215	18 -	18.561	122.9	36.911	129.3	55.472
5 -	18.728	119.4	36.831	131.5	55.559	19 -	18.798	120.9	36.682	129.5	55.480
6 -	18.535	119.6	37.329	131.0	55.864	20 -	18.686	120.4	36.364	129.5	55.050
7 -	18.661	119.6	37.182	130.0	55.843	21 -	18.867	115.7	36.709	126.6	55.576
8 -	18.400	123.3	36.542	132.8	54.942	22 -	19.027	119.4	36.370	132.1	55.397
9 -	18.547	117.5	37.748	131.5	56.295	23 -	18.735	120.6	36.234	129.8	54.969
10 -	18.459	121.7	36.321	132.3	54.780	24 -	18.728	120.9	36.809	129.5	55.537
11 -	18.963	122.9	36.690	128.8	55.653	25 -	18.660	119.6	36.745	129.3	55.405
12 -	18.750	121.1	37.163	127.5	55.913	26 -	18.884	120.4	36.613	131.0	55.497
13 -	18.941	119.4	36.730	128.3	55.671	27 -	18.803	120.6	36.425	128.5	55.228
14 -	18.681	121.3	36.988	125.2	55.669						

20		Damian CUDLIN				Yamaha - PDM Racing					
1 -	3:34.973	100.1	40.290	129.0	4:15.263	12 -	19.319	124.5	36.591	131.5	55.910
2 -	19.487	119.6	38.282	129.3	57.769	13 -	18.652	124.7	35.949	132.6	54.601
3 -	19.171	121.3	37.912	131.3	57.083	14 -	18.620	124.2	35.986	132.3	54.606
4 -	18.982	123.5	37.182	133.9	56.164	15 -	19.946	96.0	40.466	133.4	1:00.412
5 -	19.073	120.9	37.495	127.3	56.568	16 -	18.836	124.5	39.067	132.1	57.903
6 -	19.198	121.3	36.619	130.3	55.817	17 -	18.800	126.1	36.545	131.3	55.345
7 -	4:56.113	112.2	39.297	129.0	X:00.000	18 -	18.699	123.3	36.633	122.9	55.332
8 -	19.082	122.4	36.655	131.0	55.737	19 -	20.759	90.9	38.188	130.8	58.947
9 -	18.700	122.6	36.329	133.1	55.029	20 -	18.827	124.2	36.544	131.8	55.371
10 -	19.016	124.9	39.258	130.8	58.274	21 -	18.685	124.0	36.193	132.6	54.878
11 -	18.874	123.3	36.761	130.5	55.635	22 -	18.878	122.0	36.573	130.0	55.451

22		Lee JACKSON				Yamaha - Krystal Racing					
1 -	3:24.542	110.1	38.289	130.8	4:02.831	11 -	18.164	126.3	36.030	130.8	54.194
2 -	18.595	126.1	38.331	129.8	56.926	12 -	18.242	124.9	35.726	131.3	53.968
3 -	18.949	125.6	35.679	128.8	54.628	13 -	18.453	123.8	37.203	131.8	55.656
4 -	18.494	123.8	35.837	131.0	54.331	14 -	18.228	128.8	36.746	131.5	54.974
5 -	1:41.183	122.9	35.612	131.3	2:16.795	15 -	19.961	97.2	52.739	131.3	1:12.700
6 -	18.431	125.9	35.730	130.0	54.161	16 -	18.363	122.9	36.747	131.0	55.110
7 -	18.503	127.0	36.148	131.3	54.651	17 -	18.357	127.0	36.362	131.8	54.719
8 -	3:28.906	116.3	36.729	130.3	4:05.635	18 -	2:14.979	120.4	36.299	130.5	2:51.278
9 -	18.200	126.1	35.178	131.8	53.378	19 -	18.422	127.3	35.817	130.3	54.239
10 -	18.172	127.0	35.266	130.8	53.438	20 -	18.389	128.0	36.230	131.0	54.619

MCRCB BULLETIN TK039

2005 Metzeler Racetec National Superstock Championship
 QUALIFYING 2 - SECTOR ANALYSIS

(contd.)

24	Graham SEWARD					Suzuki - GS Racing					
1 -	3:29.400	91.9	41.739	128.3	4:11.139	13 -	19.096	111.6	38.226	126.1	57.322
2 -	19.506	104.3	39.049	129.5	58.555	14 -	19.135	117.7	37.485	129.5	56.620
3 -	19.264	113.7	37.554	130.8	56.818	15 -	18.988	120.9	37.545	127.3	56.533
4 -	18.875	121.1	39.341	117.1	58.216	16 -	19.066	121.1	37.351	129.5	56.417
5 -	3:35.187	90.1	39.608	126.6	4:14.795	17 -	19.122	118.1	37.325	128.8	56.447
6 -	19.300	110.3	37.677	129.3	56.977	18 -	18.906	117.5	36.794	130.8	55.700
7 -	19.237	116.5	37.333	130.5	56.570	19 -	18.933	120.9	37.274	130.0	56.207
8 -	19.040	118.7	37.292	131.3	56.332	20 -	18.857	122.0	40.354	129.5	59.211
9 -	19.025	118.7	36.906	131.0	55.931	21 -	19.199	118.7	37.571	124.0	56.770
10 -	19.080	117.9	36.553	129.5	55.633	22 -	19.567	112.0	37.419	126.3	56.986
11 -	19.061	118.3	36.885	130.3	55.946	23 -	19.588	117.1	37.705	128.0	57.293
12 -	19.235	116.9	36.685	128.8	55.920						
27	Dan STEWART					Yamaha - Wilcock Consulting					
1 -	3:41.618	91.9	44.257	115.9	4:25.875	11 -	19.108	122.4	36.625	128.5	55.733
2 -	21.271	110.5	39.873	127.3	1:01.144	12 -	19.014	124.5	36.245	129.8	55.259
3 -	19.570	120.6	37.126	131.0	56.696	13 -	18.848	125.6	36.531	129.8	55.379
4 -	18.887	126.3	37.057	130.5	55.944	14 -	18.887	125.9	36.721	128.5	55.608
5 -	18.820	126.3	36.054	130.5	54.874	15 -	19.015	124.7	36.149	130.5	55.164
6 -	18.844	125.9	36.478	130.0	55.322	16 -	18.832	124.0	36.362	130.3	55.194
7 -	18.867	123.8	36.372	128.5	55.239	17 -	3:18.941	111.1	39.545	118.5	3:58.486
8 -	18.946	124.9	36.743	128.0	55.689	18 -	19.548	123.5	36.680	129.0	56.228
9 -	3:43.317	87.7	42.197	125.2	4:25.514	19 -	18.822	127.0	37.791	128.5	56.613
10 -	19.613	114.1	37.222	127.5	56.835	20 -	18.990	124.2	36.049	129.5	55.039
28	Denver ROBB					Suzuki - KP Racing					
1 -	3:28.780	111.4	42.155	128.5	4:10.935	11 -	18.807	120.6	42.480	99.4	1:01.287
2 -	19.540	111.6	44.114	130.0	1:03.654	12 -	20.596	117.3	37.602	131.0	58.198
3 -	19.038	120.9	36.761	135.0	55.799	13 -	19.084	118.5	46.431	131.5	1:05.515
4 -	18.910	119.4	37.454	132.1	56.364	14 -	18.787	118.5	37.064	131.8	55.851
5 -	20.085	78.3	44.881	119.6	1:04.966	15 -	18.670	120.6	37.520	130.0	56.190
6 -	19.152	119.4	36.373	130.8	55.525	16 -	18.936	119.4	37.183	129.0	56.119
7 -	18.769	120.2	36.298	129.3	55.067	17 -	18.910	118.5	37.372	129.3	56.282
8 -	18.817	118.3	37.222	128.3	56.039	18 -	18.724	119.6	36.850	130.3	55.574
9 -	6:49.754	85.1	42.334	128.3	X:00.000	19 -	19.479	113.9	44.189	127.8	1:03.668
10 -	19.240	118.3	37.084	132.3	56.324						
29	John FISHER					Suzuki - Pendragon Racing					
1 -	4:44.295	95.4	44.297	122.9	X:00.000	11 -	19.524	117.5	37.708	128.8	57.232
2 -	21.354	106.1	41.318	128.5	1:02.672	12 -	19.460	122.0	37.565	129.5	57.025
3 -	20.526	116.3	41.368	129.0	1:01.894	13 -	19.486	120.6	38.252	128.0	57.738
4 -	2:22.592	112.5	39.636	127.5	3:02.228	14 -	3:07.899	113.9	39.530	128.5	3:47.429
5 -	19.858	117.3	39.021	126.3	58.879	15 -	19.319	118.3	37.868	129.5	57.187
6 -	20.039	120.0	39.345	121.1	59.384	16 -	19.384	124.2	43.504	132.8	1:02.888
7 -	20.019	116.7	38.083	129.5	58.102	17 -	19.145	119.6	38.125	129.0	57.270
8 -	19.618	120.9	37.849	129.3	57.467	18 -	19.526	119.4	37.927	124.5	57.453
9 -	19.954	117.9	37.895	131.0	57.849	19 -	19.821	115.1	37.500	127.0	57.321
10 -	19.378	118.7	37.832	128.8	57.210	20 -	19.427	117.7	37.688	129.3	57.115

MCRCB BULLETIN TK039

2005 Metzeler Racetec National Superstock Championship QUALIFYING 2 - SECTOR ANALYSIS

(contd.)

34	Stu WILSON	Yamaha - Team Metabo UK									
1 -	3:28.211	108.5	41.516	126.3	4:09.727	13 -	2:20.712	114.3	37.820	127.0	2:58.532
2 -	20.240	115.3	38.069	127.3	58.309	14 -	19.364	121.3	42.089	126.8	1:01.453
3 -	19.121	117.5	37.350	129.3	56.471	15 -	18.981	120.6	37.045	126.8	56.026
4 -	18.995	117.3	37.187	128.0	56.182	16 -	18.933	119.6	36.759	128.0	55.692
5 -	18.979	121.1	36.914	127.5	55.893	17 -	19.149	122.2	36.754	128.5	55.903
6 -	18.867	118.7	36.664	128.8	55.531	18 -	19.166	121.5	37.170	128.3	56.336
7 -	18.775	119.6	36.539	127.0	55.314	19 -	18.733	122.0	36.977	128.5	55.710
8 -	1:53.912	118.5	37.348	127.8	2:31.260	20 -	19.005	119.6	36.667	128.5	55.672
9 -	19.111	122.9	36.841	127.3	55.952	21 -	18.859	121.7	36.765	127.5	55.624
10 -	18.914	122.6	36.931	129.0	55.845	22 -	19.005	119.4	36.901	127.3	55.906
11 -	19.256	121.5	36.998	127.5	56.254	23 -	19.046	120.6	37.193	126.8	56.239
12 -	19.117	118.9	37.112	122.4	56.229						
38	Damien HAYWOOD	Kawasaki - DH Racing Ltd									
1 -	3:25.550	114.5	39.693	130.8	4:05.243	9 -	18.982	124.7	37.840	133.6	56.822
2 -	19.062	122.2	37.417	134.2	56.479	10 -	18.854	122.4	38.080	132.6	56.934
3 -	19.093	119.6	37.467	133.9	56.560	11 -	18.976	122.6	37.206	131.5	56.182
4 -	18.964	122.6	37.133	132.8	56.097	12 -	19.186	121.7	37.880	132.6	57.066
5 -	18.818	123.1	37.008	132.8	55.826	13 -	18.929	120.9	38.047	135.0	56.976
6 -	18.836	123.5	37.154	132.1	55.990	14 -	18.991	122.0	37.766	133.6	56.757
7 -	18.946	122.4	37.593	131.5	56.539	15 -	19.108	115.9	38.080	133.1	57.188
8 -	8:05.608	114.3	39.385	131.3	X:00.000						
42	Guy SANDERS	Kawasaki -James Jackson Racing									
1 -	3:23.150	112.9	38.895	130.3	4:02.045	10 -	18.808	123.5	36.198	124.0	55.006
2 -	19.247	124.5	38.415	133.6	57.662	11 -	18.908	122.2	36.446	132.1	55.354
3 -	19.616	120.2	37.229	135.8	56.845	12 -	18.733	125.9	37.003	126.6	55.736
4 -	18.832	124.0	36.978	131.0	55.810	13 -	20.424	100.1	44.992	127.5	1:05.416
5 -	19.187	123.3	36.256	132.8	55.443	14 -	2:32.260	90.6	41.990	126.6	3:14.250
6 -	18.730	124.5	36.703	130.8	55.433	15 -	19.648	114.9	37.834	128.3	57.482
7 -	18.951	122.0	36.603	134.2	55.554	16 -	19.295	119.8	37.317	130.5	56.612
8 -	18.856	124.5	36.307	132.3	55.163	17 -	19.276	119.4	38.011	132.6	57.287
9 -	18.757	123.5	36.221	132.6	54.978	18 -	18.946	121.3	7:33.805	95.7	X:00.000
45	Martin FINNEGAN	Honda - Vitrans									
1 -	3:46.710	100.7	41.367	127.5	4:28.077	11 -	18.787	124.5	37.100	127.8	55.887
2 -	19.315	111.6	39.751	129.5	59.066	12 -	18.827	124.7	36.756	131.3	55.583
3 -	19.120	118.1	37.153	131.3	56.273	13 -	18.624	124.2	36.977	129.5	55.601
4 -	18.932	119.8	39.192	128.3	58.124	14 -	18.603	124.2	36.853	131.0	55.456
5 -	18.907	120.6	36.556	130.0	55.463	15 -	18.557	122.6	36.822	131.3	55.379
6 -	18.930	120.9	36.611	129.8	55.541	16 -	2:07.901	119.4	37.384	130.0	2:45.285
7 -	18.822	122.2	36.756	129.8	55.578	17 -	18.763	122.6	36.452	130.5	55.215
8 -	4:25.510	117.1	38.796	128.3	X:00.000	18 -	18.740	120.9	36.748	130.5	55.488
9 -	19.065	122.6	37.070	130.3	56.135	19 -	18.923	122.9	37.089	130.5	56.012
10 -	18.804	119.6	36.857	131.0	55.661	20 -	18.716	121.3	36.857	130.5	55.573

Weather / Track : Bright / Dry

Mallory Park
Circuit Length = 1.3900 miles.
Start: 15:45 End: 16:11

MCRCB BULLETIN TK039

2005 Metzeler Racetec National Superstock Championship
 QUALIFYING 2 - SECTOR ANALYSIS

(contd.)

46	Ollie BRIDEWELL					Kawasaki - Vivaldi Racing					
1 -	4:17.584	86.7	43.244	129.8	X:00.000	12 -	3:33.958	115.1	39.088	129.8	4:13.046
2 -	19.214	121.7	37.516	128.3	56.730	13 -	18.899	125.6	38.200	133.1	57.099
3 -	18.716	122.0	36.793	130.0	55.509	14 -	18.421	127.3	35.979	129.5	54.400
4 -	18.939	124.7	37.125	132.3	56.064	15 -	18.636	128.8	1:29.819	131.0	1:48.455
5 -	18.495	125.2	36.196	134.4	54.691	16 -	18.475	127.0	36.402	129.8	54.877
6 -	18.561	122.2	52.526	129.8	1:11.087	17 -	18.766	126.8	36.474	129.8	55.240
7 -	18.682	128.3	36.714	129.3	55.396	18 -	18.272	127.3	36.990	132.3	55.262
8 -	18.487	121.1	38.266	122.9	56.753	19 -	18.550	128.3	36.595	131.0	55.145
9 -	20.660	95.5	38.307	132.1	58.967	20 -	18.736	122.6	37.328	131.5	56.064
10 -	18.406	127.3	36.088	132.3	54.494	21 -	18.369	126.8	35.962	129.3	54.331
11 -	18.472	125.4	36.072	132.1	54.544	22 -	18.608	126.8	37.403	130.0	56.011
49	Rory ROCK					Yamaha					
1 -	4:06.520	104.5	40.124	126.6	4:46.644	12 -	18.664	126.3	36.167	130.3	54.831
2 -	19.631	115.9	37.326	127.3	56.957	13 -	19.250	121.5	36.319	131.3	55.569
3 -	18.769	123.8	36.225	131.0	54.994	14 -	18.531	125.9	36.065	130.8	54.596
4 -	18.748	124.0	36.392	132.8	55.140	15 -	18.581	124.7	36.317	129.5	54.898
5 -	19.482	121.7	37.076	131.0	56.558	16 -	18.974	122.4	36.325	130.0	55.299
6 -	18.665	122.0	36.423	129.5	55.088	17 -	18.741	123.1	36.618	128.8	55.359
7 -	18.745	122.9	36.198	129.5	54.943	18 -	18.578	124.2	37.230	130.5	55.808
8 -	18.794	117.5	36.559	130.3	55.353	19 -	18.756	125.4	36.184	130.3	54.940
9 -	19.211	120.4	39.125	98.6	58.336	20 -	18.800	123.8	36.310	130.0	55.110
10 -	4:27.502	111.8	38.448	128.8	X:00.000	21 -	18.729	124.7	36.085	130.0	54.814
11 -	19.323	124.5	36.602	132.3	55.925	22 -	18.780	120.6	36.906	129.8	55.686
50	Kieran BLAIR					Suzuki - Unique Racing					
1 -	3:35.215	103.0	40.746	130.8	4:15.961	3 -	19.459	116.7	37.134	132.8	56.593
2 -	19.427	115.9	39.307	130.8	58.734						
52	Ryan RAINEY					Yamaha - Image Motor Sport					
1 -	4:18.332	109.1	41.252	129.0	4:59.584	11 -	18.289	124.7	47.505	130.8	1:05.794
2 -	19.503	123.3	37.255	131.0	56.758	12 -	18.387	123.5	35.319	132.1	53.706
3 -	18.706	123.8	35.830	131.5	54.536	13 -	18.447	123.8	37.401	133.1	55.848
4 -	18.517	125.6	35.699	130.5	54.216	14 -	18.343	124.5	37.313	131.3	55.656
5 -	18.516	124.7	35.694	130.8	54.210	15 -	1:25.790	79.5	46.356	131.3	2:12.146
6 -	18.513	124.2	35.612	128.3	54.125	16 -	18.491	124.2	48.512	96.6	1:07.003
7 -	5:20.739	48.7	45.117	129.0	X:00.000	17 -	20.419	98.8	37.614	130.3	58.033
8 -	19.533	113.1	36.424	128.0	55.957	18 -	18.434	125.6	36.002	130.5	54.436
9 -	18.327	124.5	36.036	130.3	54.363	19 -	18.455	124.7	35.462	129.5	53.917
10 -	21.852	77.0	47.281	131.3	1:09.133						

MCRCB BULLETIN TK039

2005 Metzeler Racetec National Superstock Championship
 QUALIFYING 2 - SECTOR ANALYSIS

(contd.)

56	John INGRAM					Suzuki - Ingram Racing					
1 -	5:31.281	117.1	38.189	127.8	X:00.000	11 -	19.058	121.5	36.843	129.3	55.901
2 -	19.027	119.1	37.525	130.5	56.552	12 -	19.315	120.4	36.896	130.0	56.211
3 -	19.200	122.0	38.114	127.8	57.314	13 -	1:48.899	122.4	41.535	130.8	2:30.434
4 -	18.952	118.1	38.188	130.3	57.140	14 -	18.654	122.9	36.993	131.0	55.647
5 -	18.839	121.5	36.957	129.3	55.796	15 -	19.007	123.3	37.386	131.5	56.393
6 -	18.796	119.6	36.859	127.8	55.655	16 -	18.772	123.1	37.222	131.3	55.994
7 -	18.762	120.2	37.043	130.5	55.805	17 -	18.933	124.2	37.720	127.0	56.653
8 -	1:41.923	93.9	38.676	130.0	2:20.599	18 -	18.832	122.0	37.909	131.0	56.741
9 -	18.840	118.3	37.057	129.8	55.897	19 -	1:34.091	121.7	37.184	131.8	2:11.275
10 -	18.966	120.2	36.509	128.5	55.475	20 -	18.776	121.7	36.962	130.5	55.738
58	Steve BOOKER					Yamaha - SDB Racing					
1 -	3:48.376	86.8	43.392	126.6	4:31.768	11 -	18.479	127.0	36.358	131.8	54.837
2 -	20.070	108.4	39.930	126.8	1:00.000	12 -	18.484	125.2	36.136	130.0	54.620
3 -	19.342	115.3	40.356	131.8	59.698	13 -	18.458	125.2	36.124	133.4	54.582
4 -	19.035	118.5	37.185	131.5	56.220	14 -	19.478	117.9	37.604	131.3	57.082
5 -	19.060	119.6	37.089	130.8	56.149	15 -	18.484	120.0	36.404	132.1	54.888
6 -	18.779	122.6	36.924	131.8	55.703	16 -	18.512	123.1	36.600	132.3	55.112
7 -	19.104	121.1	36.731	129.8	55.835	17 -	18.512	122.6	36.904	129.5	55.416
8 -	19.089	124.2	37.192	128.5	56.281	18 -	19.081	122.4	36.620	129.8	55.701
9 -	6:19.459	110.0	39.769	130.0	X:00.000	19 -	18.568	123.3	37.048	131.3	55.616
10 -	18.744	124.7	36.462	132.3	55.206	20 -	18.547	117.1	36.914	132.3	55.461
60	Peter HICKMAN					Kawasaki - Astro Kawasaki					
1 -	3:24.674	109.1	39.206	131.3	4:03.880	13 -	3:05.410	112.0	37.080	131.8	3:42.490
2 -	19.274	124.9	38.105	133.6	57.379	14 -	18.677	125.9	36.616	132.1	55.293
3 -	18.992	119.4	37.445	134.4	56.437	15 -	18.632	123.1	36.396	134.2	55.028
4 -	18.914	124.9	36.489	135.0	55.403	16 -	18.858	125.6	36.201	133.6	55.059
5 -	18.811	123.5	36.146	134.7	54.957	17 -	18.719	126.1	36.319	134.2	55.038
6 -	18.642	125.6	36.672	134.7	55.314	18 -	18.638	122.9	48.109	132.3	1:06.747
7 -	18.880	122.9	36.225	132.3	55.105	19 -	18.698	127.0	36.021	131.8	54.719
8 -	18.668	125.9	36.084	132.1	54.752	20 -	18.587	124.0	37.906	115.7	56.493
9 -	18.770	124.7	36.444	132.3	55.214	21 -	18.907	123.1	36.227	132.3	55.134
10 -	18.731	117.7	36.221	132.1	54.952	22 -	18.577	125.2	36.339	130.0	54.916
11 -	18.673	122.0	36.239	131.8	54.912	23 -	18.703	125.2	36.716	132.3	55.419
12 -	18.633	124.5	36.146	132.1	54.779	24 -	18.699	127.0	45.505	129.0	1:04.204
61	Brian McCORMACK					Suzuki - Mac C Racing					
1 -	3:47.066	106.5	41.778	127.0	4:28.844	11 -	19.336	117.1	37.360	130.3	56.696
2 -	19.357	117.1	40.208	128.3	59.565	12 -	19.135	116.7	39.407	99.7	58.542
3 -	19.240	117.7	36.728	131.8	55.968	13 -	20.557	117.7	38.365	127.0	58.922
4 -	18.983	120.0	38.427	130.8	57.410	14 -	19.256	113.7	37.424	127.8	56.680
5 -	20.062	117.9	37.193	128.0	57.255	15 -	19.265	115.3	37.786	130.3	57.051
6 -	19.261	115.3	37.166	128.3	56.427	16 -	19.005	114.5	37.438	129.8	56.443
7 -	19.283	116.3	37.022	128.5	56.305	17 -	19.083	116.7	37.239	129.5	56.322
8 -	19.220	116.1	37.384	127.5	56.604	18 -	19.101	115.5	37.852	127.5	56.953
9 -	19.273	118.7	36.819	128.3	56.092	19 -	19.128	115.3	37.663	130.8	56.791
10 -	5:42.987	105.1	43.123	128.8	X:00.000	20 -	19.361	114.1	38.841	130.3	58.202

MCRCB BULLETIN TK039

2005 Metzeler Racetec National Superstock Championship
 QUALIFYING 2 - SECTOR ANALYSIS

(contd.)

64	Aaron ZANOTTI					Kawasaki - Satellite Vivaldi					
1 -	3:45.910	109.6	41.380	129.0	4:27.290	12 -	18.665	124.5	36.174	134.2	54.839
2 -	19.860	117.9	38.251	132.1	58.111	13 -	19.086	127.0	36.470	135.2	55.556
3 -	19.168	124.7	37.436	134.4	56.604	14 -	18.603	124.9	36.188	135.0	54.791
4 -	18.838	122.2	37.104	132.3	55.942	15 -	18.738	127.0	36.890	136.1	55.628
5 -	18.795	124.7	36.474	131.3	55.269	16 -	19.187	123.1	37.208	134.2	56.395
6 -	18.988	122.9	36.600	132.1	55.588	17 -	18.601	128.5	36.480	134.4	55.081
7 -	18.977	122.9	36.749	132.6	55.726	18 -	18.674	123.5	36.275	131.3	54.949
8 -	6:06.078	110.3	39.786	129.5	X:00.000	19 -	18.741	129.0	39.591	132.6	58.332
9 -	19.418	125.2	36.862	131.8	56.280	20 -	18.735	125.2	35.949	133.1	54.684
10 -	19.145	124.5	36.644	133.1	55.789	21 -	18.612	125.9	36.470	131.3	55.082
11 -	18.630	124.7	36.671	133.6	55.301						
70	Dean JOHNSON					Kawasaki - CM Racing					
1 -	3:27.429	97.9	41.705	122.9	4:09.134	13 -	18.907	123.1	36.369	131.3	55.276
2 -	20.779	107.5	39.149	129.8	59.928	14 -	18.589	124.2	36.889	130.8	55.478
3 -	19.477	111.2	37.675	130.0	57.152	15 -	18.630	124.5	36.885	116.9	55.515
4 -	18.678	123.3	36.369	131.5	55.047	16 -	21.037	95.8	37.655	131.0	58.692
5 -	18.554	119.8	39.292	98.6	57.846	17 -	18.727	125.4	36.187	130.5	54.914
6 -	20.276	118.3	36.570	130.8	56.846	18 -	19.767	119.6	37.812	132.1	57.579
7 -	18.705	124.9	36.284	131.0	54.989	19 -	18.515	124.0	36.406	131.5	54.921
8 -	18.605	124.0	36.332	127.3	54.937	20 -	18.604	123.3	36.673	130.5	55.277
9 -	18.644	125.2	39.127	129.5	57.771	21 -	18.638	122.6	37.489	110.5	56.127
10 -	18.602	124.9	36.027	129.5	54.629	22 -	21.577	96.5	37.085	131.8	58.662
11 -	2:50.146	92.5	42.635	130.0	3:32.781	23 -	18.895	122.0	36.224	131.0	55.119
12 -	19.051	120.0	37.064	129.5	56.115	24 -	18.897	119.1	36.589	132.3	55.486
73	Simon WRIGHT					Yamaha - AB Plant Shipping Ltd					
1 -	3:47.206	75.2	43.992	120.0	4:31.198	12 -	3:40.892	113.5	40.827	127.3	4:21.719
2 -	20.201	115.5	39.425	125.2	59.626	13 -	18.910	121.3	37.844	132.6	56.754
3 -	19.485	114.1	39.543	131.5	59.028	14 -	18.656	118.1	39.970	101.2	58.626
4 -	18.969	120.6	37.586	129.0	56.555	15 -	19.640	115.7	37.260	131.8	56.900
5 -	19.783	82.7	41.590	132.3	1:01.373	16 -	18.370	123.3	36.732	132.6	55.102
6 -	18.745	124.5	36.959	131.5	55.704	17 -	18.524	123.8	36.918	129.8	55.442
7 -	18.534	120.0	36.656	130.8	55.190	18 -	18.502	122.0	37.489	131.5	55.991
8 -	19.357	121.3	37.353	131.8	56.710	19 -	18.589	124.2	37.588	130.5	56.177
9 -	19.182	120.9	36.717	129.8	55.899	20 -	18.714	122.4	36.677	132.1	55.391
10 -	18.717	124.2	36.942	130.3	55.659	21 -	18.744	125.2	36.491	132.1	55.235
11 -	19.015	111.6	40.774	124.7	59.789	22 -	18.681	124.7	40.604	93.7	59.285
75	Craig FITZPATRICK					Yamaha-Comptech Graves Yamaha					
1 -	3:25.036	112.2	39.204	132.8	4:04.240	11 -	18.775	121.7	36.769	133.4	55.544
2 -	18.627	127.3	37.825	134.4	56.452	12 -	18.189	128.8	35.608	133.9	53.797
3 -	18.639	124.2	36.310	134.4	54.949	13 -	18.345	128.8	36.098	133.6	54.443
4 -	18.414	128.0	35.649	133.4	54.063	14 -	18.273	122.4	36.325	134.7	54.598
5 -	18.219	124.7	35.833	134.2	54.052	15 -	18.295	125.9	36.064	132.3	54.359
6 -	18.232	127.5	35.985	133.6	54.217	16 -	18.490	127.3	36.837	131.5	55.327
7 -	18.243	127.5	35.594	133.4	53.837	17 -	18.546	127.5	45.015	103.4	1:03.561
8 -	18.283	126.6	35.906	132.8	54.189	18 -	21.886	101.5	37.398	131.8	59.284
9 -	18.352	126.8	35.854	130.3	54.206	19 -	18.459	127.0	35.928	132.8	54.387
10 -	6:45.376	99.2	38.526	131.0	X:00.000	20 -	18.443	124.2	36.274	132.6	54.717

Weather / Track : Bright / Dry

Mallory Park
 Circuit Length = 1.3900 miles.
 Start: 15:45 End: 16:11

MCRCB BULLETIN TK039

2005 Metzeler Racetec National Superstock Championship
 QUALIFYING 2 - SECTOR ANALYSIS

(contd.)

77	Les SHAND					Yamaha - AIM Racing					
1 -	3:37.301	98.6	41.495	130.3	4:18.796	13 -	18.144	122.0	37.719	134.4	55.863
2 -	19.226	119.8	38.438	131.8	57.664	14 -	18.290	125.6	35.867	135.2	54.157
3 -	19.323	115.7	37.060	135.5	56.383	15 -	18.142	125.9	35.746	136.3	53.888
4 -	18.598	124.9	37.313	134.7	55.911	16 -	18.456	125.6	37.354	134.4	55.810
5 -	18.526	117.3	38.024	133.1	56.550	17 -	18.409	127.3	36.445	134.4	54.854
6 -	18.732	124.2	37.074	134.4	55.806	18 -	18.149	127.5	35.937	135.8	54.086
7 -	18.574	120.0	39.895	132.1	58.469	19 -	18.256	127.0	36.585	132.8	54.841
8 -	18.805	123.1	36.195	133.6	55.000	20 -	18.470	123.1	36.068	136.6	54.538
9 -	18.677	124.5	37.365	129.0	56.042	21 -	18.601	121.5	36.305	135.0	54.906
10 -	4:34.246	118.1	38.489	131.0	X:00.000	22 -	18.980	120.0	37.079	131.8	56.059
11 -	18.716	124.2	36.193	133.4	54.909	23 -	18.489	127.3	38.693	132.6	57.182
12 -	18.205	125.4	35.882	135.2	54.087						
84	James McBRIDE					Suzuki - Murray/Regal Building					
1 -	3:52.004	111.4	40.021	128.5	4:32.025	12 -	4:44.883	100.7	39.971	127.3	X:00.000
2 -	19.774	118.1	38.167	129.8	57.941	13 -	19.130	122.6	37.917	129.3	57.047
3 -	19.804	117.1	37.897	127.0	57.701	14 -	18.860	124.2	36.415	130.0	55.275
4 -	19.515	121.1	37.799	129.5	57.314	15 -	18.673	124.9	36.395	130.8	55.068
5 -	19.034	119.1	37.060	131.5	56.094	16 -	18.870	125.9	36.986	130.5	55.856
6 -	19.902	119.4	36.957	129.0	56.859	17 -	18.651	123.1	36.867	127.8	55.518
7 -	18.876	122.2	37.184	130.0	56.060	18 -	20.109	98.1	49.785	127.0	1:09.894
8 -	19.192	120.0	36.664	130.5	55.856	19 -	19.048	120.2	39.814	125.9	58.862
9 -	18.900	122.6	37.043	130.8	55.943	20 -	19.236	113.1	37.080	131.5	56.316
10 -	18.783	123.1	36.826	129.8	55.609	21 -	18.664	117.3	38.114	130.0	56.778
11 -	18.825	123.1	37.104	128.3	55.929						
89	Darren NORTH					Kawasaki - RP Bikes Racing					
1 -	3:27.693	96.8	41.717	124.5	4:09.410	10 -	6:13.991	100.4	38.779	128.0	X:00.000
2 -	20.692	104.0	39.438	128.0	1:00.130	11 -	18.732	124.9	37.413	128.0	56.145
3 -	18.861	119.4	36.479	131.0	55.340	12 -	18.681	125.9	37.997	125.4	56.678
4 -	18.732	123.3	36.448	131.0	55.180	13 -	18.761	122.4	37.269	129.5	56.030
5 -	18.429	122.4	36.137	130.5	54.566	14 -	18.638	121.5	36.666	128.3	55.304
6 -	18.618	122.0	36.667	128.8	55.285	15 -	18.919	116.1	37.996	128.0	56.915
7 -	18.752	121.3	36.583	130.3	55.335	16 -	19.412	104.0	54.953	127.5	1:14.365
8 -	18.856	120.6	37.735	125.4	56.591	17 -	18.828	122.6	37.589	123.3	56.417
9 -	19.704	94.9	50.547	90.9	1:10.251						
90	David JOHNSON					Suzuki - Drayton Croft/X-Press					
1 -	4:00.868	99.4	40.468	125.9	4:41.336	14 -	18.433	125.6	36.409	133.1	54.842
2 -	19.293	122.2	37.387	130.8	56.680	15 -	18.321	125.9	36.816	133.9	55.137
3 -	18.608	124.0	35.929	133.4	54.537	16 -	18.393	126.6	35.786	133.9	54.179
4 -	18.653	123.8	39.868	122.4	58.521	17 -	18.305	128.3	41.783	97.5	1:00.088
5 -	19.623	118.5	37.194	135.2	56.817	18 -	20.757	105.8	38.543	132.6	59.300
6 -	18.467	126.3	35.781	131.3	54.248	19 -	18.243	126.6	35.697	134.4	53.940
7 -	18.350	124.9	37.626	113.7	55.976	20 -	18.520	128.3	37.750	133.4	56.270
8 -	20.827	92.3	39.312	132.8	1:00.139	21 -	18.321	126.8	36.111	133.9	54.432
9 -	18.344	127.3	44.716	96.5	1:03.060	22 -	18.243	124.0	37.456	129.0	55.699
10 -	19.670	121.3	39.980	130.8	59.650	23 -	18.388	126.8	47.430	132.1	1:05.818
11 -	18.324	124.2	41.742	132.6	1:00.066	24 -	18.331	125.2	36.160	133.6	54.491
12 -	18.570	125.2	35.868	131.8	54.438	25 -	18.589	125.2	42.624	132.6	1:01.213
13 -	18.445	127.0	36.244	133.1	54.689	26 -	18.480	126.3	36.031	131.5	54.511

MCRCB BULLETIN TK039

2005 Metzeler Racetec National Superstock Championship QUALIFYING 2 - SECTOR ANALYSIS

(contd.)

91		Adrian COATES				Suzuki - TAS Suzuki					
1 -	4:33.662	106.1	38.852	135.5	X:00.000	12 -	18.349	127.8	38.609	128.0	56.958
2 -	18.968	115.7	36.363	135.5	55.331	13 -	3:54.264	101.0	50.662	66.5	4:44.926
3 -	18.120	123.8	36.023	136.3	54.143	14 -	23.848	114.9	40.753	136.9	1:04.601
4 -	18.339	127.0	36.255	134.4	54.594	15 -	18.011	122.0	37.034	136.3	55.045
5 -	18.428	123.8	35.704	133.9	54.132	16 -	18.188	123.1	35.321	136.3	53.509
6 -	18.374	121.7	36.187	135.0	54.561	17 -	18.146	125.9	35.322	135.5	53.468
7 -	18.800	113.5	42.585	88.0	1:01.385	18 -	17.971	126.3	42.060	75.3	1:00.031
8 -	21.436	107.5	44.232	74.3	1:05.668	19 -	21.142	103.4	36.647	133.4	57.789
9 -	26.077	85.3	40.512	134.7	1:06.589	20 -	18.303	124.9	35.894	136.6	54.197
10 -	18.856	125.4	36.224	133.9	55.080	21 -	18.299	124.2	38.413	85.3	56.712
11 -	18.464	121.7	35.559	135.0	54.023						

96		Paul YOUNG				Yamaha - Paul Young Racing					
1 -	5:03.254	97.8	39.096	130.5	X:00.000	14 -	18.308	124.2	35.963	130.3	54.271
2 -	18.149	126.8	35.359	133.6	53.508	15 -	19.119	114.5	36.963	130.5	56.082
3 -	18.196	124.0	37.779	115.9	55.975	16 -	18.304	127.3	35.831	130.8	54.135
4 -	19.665	113.7	37.804	133.1	57.469	17 -	18.393	127.0	35.892	131.0	54.285
5 -	18.205	126.6	35.247	132.6	53.452	18 -	18.278	126.6	35.460	132.6	53.738
6 -	18.180	126.6	35.234	132.3	53.414	19 -	18.272	124.5	35.700	132.6	53.972
7 -	18.401	128.0	35.435	133.4	53.836	20 -	18.828	121.5	36.610	134.4	55.438
8 -	18.790	127.5	35.966	132.3	54.756	21 -	18.519	126.3	36.061	131.5	54.580
9 -	19.428	117.5	35.960	131.8	55.388	22 -	18.406	125.2	35.871	130.8	54.277
10 -	18.342	123.8	36.172	132.8	54.514	23 -	18.406	125.4	35.383	131.8	53.789
11 -	18.820	125.6	35.453	131.0	54.273	24 -	18.358	124.5	35.319	132.8	53.677
12 -	18.448	125.4	35.412	131.5	53.860	25 -	18.371	123.3	36.247	133.6	54.618
13 -	18.317	128.8	36.029	131.5	54.346	26 -	18.942	126.6	36.050	132.1	54.992

97		Carl MARSDEN				Yamaha - MCRS					
1 -	3:28.056	113.3	39.457	128.5	4:07.513	12 -	19.034	119.1	36.923	129.8	55.957
2 -	19.339	120.0	37.403	131.0	56.742	13 -	4:43.917	103.7	39.624	126.8	X:00.000
3 -	18.843	120.0	36.774	129.8	55.617	14 -	19.014	118.9	37.780	127.8	56.794
4 -	18.561	121.3	36.709	128.8	55.270	15 -	18.796	123.3	37.082	127.8	55.878
5 -	18.594	122.9	37.024	128.8	55.618	16 -	18.809	120.6	36.842	128.8	55.651
6 -	18.522	120.4	37.099	129.3	55.621	17 -	18.646	121.1	36.496	128.0	55.142
7 -	18.823	122.9	36.492	130.5	55.315	18 -	18.784	117.5	37.133	128.8	55.917
8 -	18.812	120.4	42.057	128.3	1:00.869	19 -	18.917	122.4	37.759	128.5	56.676
9 -	18.708	121.7	36.655	127.5	55.363	20 -	18.967	122.6	37.045	128.3	56.012
10 -	18.876	121.5	36.929	128.3	55.805	21 -	18.709	124.0	37.062	130.3	55.771
11 -	18.972	119.8	36.914	125.2	55.886	22 -	18.876	124.9	43.419	126.8	1:02.295

MCRCB BULLETIN TK039

2005 Metzeler Racetec National Superstock Championship
 QUALIFYING 2 - SECTOR ANALYSIS

(contd.)

99	Ian PARKIN-COATES					Kawasaki - Q MotoSport					
1 -	4:34.655	96.5	43.353	126.3	X:00.000	14 -	19.996	112.2	43.658	124.5	1:03.654
2 -	21.251	107.0	40.688	126.1	1:01.939	15 -	19.771	118.5	38.516	130.3	58.287
3 -	20.864	106.1	40.713	124.5	1:01.577	16 -	19.611	116.5	37.450	130.0	57.061
4 -	20.460	106.5	38.883	128.3	59.343	17 -	19.506	115.7	37.694	126.8	57.200
5 -	20.153	112.7	38.343	129.5	58.496	18 -	19.354	119.6	37.915	129.5	57.269
6 -	19.946	114.3	38.397	127.5	58.343	19 -	20.409	107.0	40.657	129.8	1:01.066
7 -	19.923	118.1	37.468	130.3	57.391	20 -	19.507	116.5	39.317	128.3	58.824
8 -	19.733	115.1	37.951	128.0	57.684	21 -	19.568	115.7	43.411	128.5	1:02.979
9 -	19.693	115.9	38.090	129.5	57.783	22 -	19.369	119.1	37.702	129.3	57.071
10 -	20.026	110.5	39.549	124.0	59.575	23 -	19.640	122.2	43.145	130.3	1:02.785
11 -	19.623	114.5	37.863	127.8	57.486	24 -	19.550	116.3	38.382	131.5	57.932
12 -	19.897	114.1	43.289	124.5	1:03.186	25 -	19.567	115.5	37.754	126.3	57.321
13 -	20.017	115.1	37.568	130.8	57.585						

MCRCB BULLETIN TK040

2005 Metzeler Racetec National Superstock Championship QUALIFYING 2 - SPEED TRAP - FINISH LINE

POS	NO	CL	NAME	NAT	ENTRY	MPH
1	91		Adrian COATES		Suzuki - TAS Suzuki	136.9
2	77		Les SHAND		Yamaha - AIM Racing	136.6
3	64		Aaron ZANOTTI		Kawasaki - Satellite Vivaldi	136.1
4	8		Ian HUTCHINSON		Honda - Mark Johns Motors	135.8
5	42		Guy SANDERS		Kawasaki -James Jackson Racing	135.8
6	12		Matt LAYT		Suzuki - Team BPM Suzuki	135.5
7	90		David JOHNSON		Suzuki - Drayton Croft/X-Press	135.2
8	38		Damien HAYWOOD		Kawasaki - DH Racing Ltd	135.0
9	6		Stephen THOMPSON		Suzuki - T&R Motorsport	135.0
10	60		Peter HICKMAN		Kawasaki - Astro Kawasaki	135.0
11	28		Denver ROBB		Suzuki - KP Racing	135.0
12	75		Craig FITZPATRICK		Yamaha-Comptech Graves Yamaha	134.7
13	2		Andy TINSLEY		Suzuki - Buildbase/Knotts	134.7
14	96		Paul YOUNG		Yamaha - Paul Young Racing	134.4
15	46		Ollie BRIDEWELL		Kawasaki - Vivaldi Racing	134.4
16	20		Damian CUDLIN		Yamaha - PDM Racing	133.9
17	11		Jason DAVIS		Suzuki - Jason Davis Racing	133.4
18	58		Steve BOOKER		Yamaha - SDB Racing	133.4
19	52		Ryan RAINEY		Yamaha - Image Motor Sport	133.1
20	9		Marshall NEILL		Kawasaki - TW2/MSS Discovery	133.1
21	29		John FISHER		Suzuki - Pendragon Racing	132.8
22	15		Kenny EVEREST		Yamaha - CC Wood Racing	132.8
23	49		Rory ROCK		Yamaha	132.8
24	50		Kieran BLAIR		Suzuki - Unique Racing	132.8
25	73		Simon WRIGHT		Yamaha - AB Plant Shipping Ltd	132.6
26	70		Dean JOHNSON		Kawasaki - CM Racing	132.3
27	3		Mark DAVIES		Yamaha - Team MDR	132.3
28	56		John INGRAM		Suzuki - Ingram Racing	131.8
29	22		Lee JACKSON		Yamaha - Krystal Racing	131.8
30	61		Brian McCORMACK		Suzuki - Mac C Racing	131.8
31	99		Ian PARKIN-COATES		Kawasaki - Q MotoSport	131.5
32	84		James McBRIDE		Suzuki - Murray/Regal Building	131.5
33	10		Kelvin REILLY		Kawasaki - TW2/MSS Discovery	131.5
34	24		Graham SEWARD		Suzuki - GS Racing	131.3
35	45		Martin FINNEGAN		Honda - Vitrans	131.3
36	27		Dan STEWART		Yamaha - Wilcock Consulting	131.0
37	89		Darren NORTH		Kawasaki - RP Bikes Racing	131.0
38	97		Carl MARSDEN		Yamaha - MCRS	131.0
39	34		Stu WILSON		Yamaha - Team Metabo UK	129.3

Weather / Track : Bright / Dry

msttimina.com

Mallory Park
Circuit Length = 1.3900 miles.
Start: 15:45 End: 16:11

Printed - 16:23 Saturday, 23 April 2005

MCRCB BULLETIN TK040

2005 Metzeler Racetec National Superstock Championship QUALIFYING 2 - SPEED TRAP - SECTOR

(contd.)

POS	NO	CL	NAME	NAT	ENTRY	MPH
1	2		Andy TINSLEY		Suzuki - Buildbase/Knotts	129.8
2	64		Aaron ZANOTTI		Kawasaki - Satellite Vivaldi	129.0
3	46		Ollie BRIDEWELL		Kawasaki - Vivaldi Racing	128.8
4	75		Craig FITZPATRICK		Yamaha-Comptech Graves Yamaha	128.8
5	22		Lee JACKSON		Yamaha - Krystal Racing	128.8
6	96		Paul YOUNG		Yamaha - Paul Young Racing	128.8
7	90		David JOHNSON		Suzuki - Drayton Croft/X-Press	128.3
8	8		Ian HUTCHINSON		Honda - Mark Johns Motors	128.3
9	91		Adrian COATES		Suzuki - TAS Suzuki	127.8
10	6		Stephen THOMPSON		Suzuki - T&R Motorsport	127.5
11	77		Les SHAND		Yamaha - AIM Racing	127.5
12	9		Marshall NEILL		Kawasaki - TW2/MSS Discovery	127.3
13	27		Dan STEWART		Yamaha - Wilcock Consulting	127.0
14	60		Peter HICKMAN		Kawasaki - Astro Kawasaki	127.0
15	58		Steve BOOKER		Yamaha - SDB Racing	127.0
16	10		Kelvin REILLY		Kawasaki - TW2/MSS Discovery	127.0
17	49		Rory ROCK		Yamaha	126.3
18	11		Jason DAVIS		Suzuki - Jason Davis Racing	126.3
19	20		Damian CUDLIN		Yamaha - PDM Racing	126.1
20	84		James McBRIDE		Suzuki - Murray/Regal Building	125.9
21	89		Darren NORTH		Kawasaki - RP Bikes Racing	125.9
22	42		Guy SANDERS		Kawasaki -James Jackson Racing	125.9
23	3		Mark DAVIES		Yamaha - Team MDR	125.6
24	52		Ryan RAINEY		Yamaha - Image Motor Sport	125.6
25	70		Dean JOHNSON		Kawasaki - CM Racing	125.4
26	73		Simon WRIGHT		Yamaha - AB Plant Shipping Ltd	125.2
27	97		Carl MARSDEN		Yamaha - MCRS	124.9
28	38		Damien HAYWOOD		Kawasaki - DH Racing Ltd	124.7
29	45		Martin FINNEGAN		Honda - Vitrans	124.7
30	29		John FISHER		Suzuki - Pendragon Racing	124.2
31	56		John INGRAM		Suzuki - Ingram Racing	124.2
32	12		Matt LAYT		Suzuki - Team BPM Suzuki	123.8
33	15		Kenny EVEREST		Yamaha - CC Wood Racing	123.3
34	34		Stu WILSON		Yamaha - Team Metabo UK	122.9
35	99		Ian PARKIN-COATES		Kawasaki - Q MotoSport	122.2
36	24		Graham SEWARD		Suzuki - GS Racing	122.0
37	28		Denver ROBB		Suzuki - KP Racing	120.9
38	61		Brian McCORMACK		Suzuki - Mac C Racing	120.0
39	50		Kieran BLAIR		Suzuki - Unique Racing	119.4

Weather / Track : Bright / Dry

msttimina.com

Mallory Park
Circuit Length = 1.3900 miles.
Start: 15:45 End: 16:11

Printed - 16:23 Saturday, 23 April 2005

MCRCB BULLETIN TK041

2005 Metzeler Racetec National Superstock Championship BEST SECTOR TIMES - QUALIFYING 2


SECTOR 1				SECTOR 2				IDEAL / BEST COMPARISON				
POS	NO	NAME	TIME	NO	NAME	TIME	POS	NO	NAME	IDEAL	BEST	DIFF
1	91	COATES	17.971	2	TINSLEY	35.100	1	2	TINSLEY	53.267	53.368	0.101
2	77	SHAND	18.142	22	JACKSON	35.178	2	91	COATES	53.292	53.468	0.176
3	96	YOUNG	18.149	96	YOUNG	35.234	3	22	JACKSON	53.342	53.378	0.036
4	22	JACKSON	18.164	52	RAINEY	35.319	4	96	YOUNG	53.383	53.414	0.031
5	2	TINSLEY	18.167	91	COATES	35.321	5	52	RAINEY	53.608	53.706	0.098
6	75	FITZPATRICK	18.189	75	FITZPATRICK	35.594	6	75	FITZPATRICK	53.783	53.797	0.014
7	6	THOMPSON	18.199	9	NEILL	35.628	7	9	NEILL	53.887	54.079	0.192
8	90	JOHNSON	18.243	90	JOHNSON	35.697	8	77	SHAND	53.888	53.888	0.000
9	9	NEILL	18.259	77	SHAND	35.746	9	90	JOHNSON	53.940	53.940	0.000
10	46	BRIDEWELL	18.272	10	REILLY	35.783	10	6	THOMPSON	54.116	54.203	0.087
11	52	RAINEY	18.289	11	DAVIS	35.807	11	10	REILLY	54.172	54.237	0.065
12	73	WRIGHT	18.370	6	THOMPSON	35.917	12	46	BRIDEWELL	54.234	54.331	0.097
13	10	REILLY	18.389	20	CUDLIN	35.949	13	11	DAVIS	54.300	54.300	0.000
14	15	EVEREST	18.400	64	ZANOTTI	35.949	14	70	JOHNSON	54.542	54.629	0.087
15	3	DAVIES	18.427	46	BRIDEWELL	35.962	15	64	ZANOTTI	54.550	54.684	0.134
16	89	NORTH	18.429	8	HUTCHINSON	35.975	16	89	NORTH	54.566	54.566	0.000
17	58	BOOKER	18.458	60	HICKMAN	36.021	17	20	CUDLIN	54.569	54.601	0.032
18	11	DAVIS	18.493	70	JOHNSON	36.027	18	3	DAVIES	54.574	54.688	0.114
19	70	JOHNSON	18.515	27	STEWART	36.049	19	58	BOOKER	54.582	54.582	0.000
20	97	MARSDEN	18.522	49	ROCK	36.065	20	8	HUTCHINSON	54.590	54.710	0.120
21	49	ROCK	18.531	12	LAYT	36.123	21	49	ROCK	54.596	54.596	0.000
22	45	FINNEGAN	18.557	58	BOOKER	36.124	22	60	HICKMAN	54.598	54.719	0.121
23	60	HICKMAN	18.577	89	NORTH	36.137	23	15	EVEREST	54.634	54.780	0.146
24	12	LAYT	18.587	3	DAVIES	36.147	24	12	LAYT	54.710	54.787	0.077
25	64	ZANOTTI	18.601	42	SANDERS	36.198	25	73	WRIGHT	54.861	55.102	0.241
26	8	HUTCHINSON	18.615	15	EVEREST	36.234	26	27	STEWART	54.869	54.874	0.005
27	20	CUDLIN	18.620	28	ROBB	36.298	27	42	SANDERS	54.928	54.978	0.050
28	84	McBRIDE	18.651	84	McBRIDE	36.395	28	28	ROBB	54.968	55.067	0.099
29	56	INGRAM	18.654	45	FINNEGAN	36.452	29	45	FINNEGAN	55.009	55.215	0.206
30	28	ROBB	18.670	73	WRIGHT	36.491	30	97	MARSDEN	55.014	55.142	0.128
31	42	SANDERS	18.730	97	MARSDEN	36.492	31	84	McBRIDE	55.046	55.068	0.022
32	34	WILSON	18.733	56	INGRAM	36.509	32	56	INGRAM	55.163	55.475	0.312
33	38	HAYWOOD	18.818	34	WILSON	36.539	33	34	WILSON	55.272	55.314	0.042
34	27	STEWART	18.820	24	SEWARD	36.553	34	24	SEWARD	55.410	55.633	0.223
35	24	SEWARD	18.857	61	McCORMACK	36.728	35	61	McCORMACK	55.711	55.968	0.257
36	61	McCORMACK	18.983	38	HAYWOOD	37.008	36	38	HAYWOOD	55.826	55.826	0.000
37	29	FISHER	19.145	50	BLAIR	37.134	37	50	BLAIR	56.561	56.593	0.032
38	99	PARKIN-	19.354	99	PARKIN-	37.450	38	29	FISHER	56.645	57.025	0.380
39	50	BLAIR	19.427	29	FISHER	37.500	39	99	PARKIN-	56.804	57.061	0.257
										Perfect Lap	53.071	

Weather / Track : Bright / Dry

Mallory Park
Circuit Length = 1.3900 miles
Start: 15:45 End: 16:11

MCRCB BULLETIN TK042

**2005 Metzeler Racetec National Superstock Championship
PROVISIONAL GRID - RACE 6**

ROW 8	55.314 34 WILSON	55.215 45 FINNEGAN	55.142 97 MARSDEN	55.102 73 WRIGHT
ROW 7	55.068 84 McBRIDE	55.067 28 ROBB	54.956 42 SANDERS	54.874 27 STEWART
ROW 6	54.787 12 LAYT	54.780 15 EVEREST	54.710 8 HUTCHINSON	54.684 64 ZANOTTI
ROW 5	54.649 60 HICKMAN	54.601 20 CUDLIN	54.596 49 ROCK	54.582 58 BOOKER
ROW 4	54.577 70 JOHNSON	54.566 89 NORTH	54.502 3 DAVIES	54.331 46 BRIDEWELL
ROW 3	54.300 11 DAVIS	54.237 10 REILLY	54.203 6 THOMPSON	54.079 9 NEILL
ROW 2	53.940 90 JOHNSON	53.888 77 SHAND	53.797 75 FITZPATRICK	53.706 52 RAINEY
ROW 1	53.468 91 COATES	53.414 96 YOUNG	53.378 22 JACKSON	53.368 2 TINSLEY
POLE				
				

Weather / Track : Bright / Dry
These results are provisional until the conclusion of any judicial and technical matters.

Mallory Park
Circuit Length = 1.3900 miles.
Start: 15:45 End: 16:11

Race Director:	Stewards:	Timekeeper:
----------------	-----------	-------------

MCRCB BULLETIN TK086

2005 Metzeler Racetec National Superstock Championship WARM-UP

POS	NO	CL	NAME	NAT	ENTRY	TIME	LAPS	GAP	MPH
1	22		Lee JACKSON		Yamaha - Krystal Racing	53.369	12		93.76
2	2		Andy TINSLEY		Suzuki - Buildbase/Knotts	53.520	11	0.151	93.49
3	91		Adrian COATES		Suzuki - TAS Suzuki	53.736	11	0.367	93.12
4	52		Ryan RAINEY		Yamaha - Image Motor Sport	54.226	11	0.857	92.28
5	96		Paul YOUNG		Yamaha - Paul Young Racing	54.338	11	0.969	92.09
6	10		Kelvin REILLY		Kawasaki - TW2/MSS Discovery	54.352	11	0.983	92.06
7	75		Craig FITZPATRICK		Yamaha-Comptech Graves Yamaha	54.643	11	1.274	91.57
8	90		David JOHNSON		Suzuki - Drayton Croft/X-Press	54.657	11	1.288	91.55
9	12		Matt LAYT		Suzuki - Team BPM Suzuki	54.671	11	1.302	91.52
10	6		Stephen THOMPSON		Suzuki - T&R Motorsport	54.688	10	1.319	91.50
11	9		Marshall NEILL		Kawasaki - TW2/MSS Discovery	54.764	8	1.395	91.37
12	77		Les SHAND		Yamaha - AIM Racing	54.772	11	1.403	91.36
13	46		Ollie BRIDEWELL		Kawasaki - Vivaldi Racing	54.783	11	1.414	91.34
14	49		Rory ROCK		Yamaha	54.866	11	1.497	91.20
15	58		Steve BOOKER		Yamaha - SDB Racing	54.868	11	1.499	91.20
16	8		Ian HUTCHINSON		Honda - Mark Johns Motors	54.966	11	1.597	91.03
17	64		Aaron ZANOTTI		Kawasaki - Satellite Vivaldi	55.001	11	1.632	90.98
18	70		Dean JOHNSON		Kawasaki - CM Racing	55.016	11	1.647	90.95
19	3		Mark DAVIES		Yamaha - Team MDR	55.025	11	1.656	90.94
20	11		Jason DAVIS		Suzuki - Jason Davis Racing	55.092	10	1.723	90.83
21	27		Dan STEWART		Yamaha - Wilcock Consulting	55.151	11	1.782	90.73
22	45		Martin FINNEGAN		Honda - Vitrans	55.221	11	1.852	90.61
23	89		Darren NORTH		Kawasaki - RP Bikes Racing	55.247	7	1.878	90.57
24	42		Guy SANDERS		Kawasaki -James Jackson Racing	55.326	9	1.957	90.44
25	15		Kenny EVEREST		Yamaha - CC Wood Racing	55.353	10	1.984	90.40
26	20		Damian CUDLIN		Yamaha - PDM Racing	55.355	11	1.986	90.39
27	84		James McBRIDE		Suzuki - Murray/Regal Building	55.512	11	2.143	90.14
28	60		Peter HICKMAN		Kawasaki - Astro Kawasaki	55.529	9	2.160	90.11
29	73		Simon WRIGHT		Yamaha - AB Plant Shipping Ltd	55.733	11	2.364	89.78
30	28		Denver ROBB		Suzuki - KP Racing	55.765	11	2.396	89.73
31	34		Stu WILSON		Yamaha - Team Metabo UK	55.791	9	2.422	89.69
32	97		Carl MARSDEN		Yamaha - MCRS	55.863	11	2.494	89.57

Weather / Track : Bright / Dry
 These results are provisional until the conclusion of any judicial and technical matters.

Mallory Park
 Circuit Length = 1.3900 miles.
 Start: 11:15 End: 11:26

Race Director:	Stewards:	Timekeeper:
----------------	-----------	-------------

MCRCB BULLETIN TK087

2005 Metzeler Racetec National Superstock Championship WARM-UP - SECTOR ANALYSIS

2	Andy TINSLEY					Suzuki - Buildbase/Knotts					
1 -	7:08.176	105.8	39.185	131.5	X:00.000	7 -	18.352	124.0	35.607	134.7	53.959
2 -	19.155	115.1	36.316	134.2	55.471	8 -	18.332	122.2	35.377	134.4	53.709
3 -	18.523	122.0	36.071	134.7	54.594	9 -	18.465	124.0	35.671	135.0	54.136
4 -	18.710	117.9	35.725	133.6	54.435	10 -	18.313	123.1	35.681	136.6	53.994
5 -	18.390	123.3	35.347	132.8	53.737	11 -	18.652	123.8	36.046	135.5	54.698
6 -	18.339	122.0	35.181	134.2	53.520						
3	Mark DAVIES					Yamaha - Team MDR					
1 -	6:31.577	111.1	38.855	132.1	X:00.000	7 -	18.691	121.5	36.334	133.6	55.025
2 -	19.136	119.6	37.528	133.9	56.664	8 -	18.738	122.0	36.313	133.6	55.051
3 -	18.780	118.5	36.793	134.2	55.573	9 -	18.745	121.7	36.571	133.4	55.316
4 -	18.762	122.6	36.543	135.8	55.305	10 -	19.112	119.8	37.604	131.8	56.716
5 -	18.709	120.2	36.337	134.7	55.046	11 -	18.870	121.1	36.517	132.8	55.387
6 -	18.821	122.6	36.555	135.2	55.376						
6	Stephen THOMPSON					Suzuki - T&R Motorsport					
1 -	6:36.316	100.7	42.516	126.1	X:00.000	6 -	18.658	120.9	36.336	133.9	54.994
2 -	19.738	116.1	38.304	132.1	58.042	7 -	19.003	117.1	42.344	133.1	1:01.347
3 -	18.979	111.8	37.008	130.3	55.987	8 -	18.735	120.9	36.430	133.6	55.165
4 -	18.800	120.6	36.763	131.8	55.563	9 -	18.406	123.1	36.282	136.3	54.688
5 -	18.868	119.8	40.016	132.6	58.884	10 -	18.708	121.1	37.085	131.8	55.793
8	Ian HUTCHINSON					Honda - Mark Johns Motors					
1 -	6:31.230	111.8	39.616	134.7	X:00.000	7 -	18.731	122.6	36.423	136.6	55.154
2 -	19.091	121.7	37.550	135.5	56.641	8 -	18.799	126.1	36.387	136.1	55.186
3 -	18.768	121.1	36.877	133.6	55.645	9 -	18.893	123.3	36.073	135.2	54.966
4 -	18.867	122.4	36.693	135.2	55.560	10 -	18.967	122.9	37.706	135.2	56.673
5 -	18.753	126.3	36.251	136.3	55.004	11 -	18.813	127.5	36.633	135.2	55.446
6 -	18.743	123.8	36.259	136.9	55.002						
9	Marshall NEILL					Kawasaki - TW2/MSS Discovery					
1 -	6:32.398	101.5	39.597	131.8	X:00.000	5 -	18.465	118.3	36.426	135.0	54.891
2 -	18.975	118.9	36.908	132.1	55.883	6 -	18.691	124.2	36.073	134.2	54.764
3 -	18.696	123.1	36.891	136.1	55.587	7 -	18.767	126.6	36.076	133.1	54.843
4 -	18.664	124.0	36.183	134.7	54.847	8 -	18.707	123.1	36.096	135.8	54.803
10	Kelvin REILLY					Kawasaki - TW2/MSS Discovery					
1 -	7:05.544	110.0	39.429	127.0	X:00.000	7 -	18.456	124.5	35.896	132.8	54.352
2 -	18.940	123.8	37.262	129.8	56.202	8 -	18.751	122.2	36.262	128.0	55.013
3 -	19.025	125.6	36.451	127.8	55.476	9 -	18.619	121.7	36.153	127.3	54.772
4 -	18.622	122.0	36.503	127.8	55.125	10 -	18.736	122.0	36.381	129.3	55.117
5 -	18.670	123.8	35.936	130.3	54.606	11 -	18.728	122.9	36.312	130.0	55.040
6 -	18.707	123.5	36.063	129.0	54.770						
11	Jason DAVIS					Suzuki - Jason Davis Racing					
1 -	7:02.292	106.6	41.475	129.0	X:00.000	6 -	19.086	122.6	36.006	132.1	55.092
2 -	19.478	121.1	37.605	131.0	57.083	7 -	18.939	123.3	36.245	133.4	55.184
3 -	19.296	122.0	36.943	132.3	56.239	8 -	18.909	119.1	36.234	132.1	55.143
4 -	18.916	122.6	41.672	129.5	1:00.588	9 -	18.997	122.2	36.271	131.8	55.268
5 -	19.432	120.2	36.586	130.0	56.018	10 -	19.136	120.6	36.398	131.5	55.534

Weather / Track : Bright / Dry

MCRCB BULLETIN TK087

2005 Metzeler Racetec National Superstock Championship
WARM-UP - SECTOR ANALYSIS

(contd.)

12	Matt LAYT					Suzuki - Team BPM Suzuki					
1 -	7:05.633	115.9	38.651	130.5	X:00.000	7 -	18.708	122.9	36.227	133.4	54.935
2 -	19.101	123.5	36.855	131.0	55.956	8 -	19.047	121.1	36.453	131.5	55.500
3 -	18.940	123.1	36.014	132.8	54.954	9 -	18.785	122.4	36.047	133.6	54.832
4 -	18.724	121.5	36.188	131.0	54.912	10 -	18.658	121.3	36.378	132.8	55.036
5 -	18.903	120.2	36.774	132.6	55.677	11 -	18.651	122.4	36.358	133.6	55.009
6 -	18.704	122.9	35.967	132.1	54.671						
15	Kenny EVEREST					Yamaha - CC Wood Racing					
1 -					X:00.000	6 -					55.353
2 -					56.597	7 -					55.771
3 -					56.290	8 -					55.954
4 -					55.811	9 -					55.749
5 -					55.615	10 -					55.405
20	Damian CUDLIN					Yamaha - PDM Racing					
1 -	6:36.351	101.3	41.901	129.0	X:00.000	7 -	18.790	122.6	36.770	134.2	55.560
2 -	20.131	115.5	38.766	131.5	58.897	8 -	19.982	115.1	37.066	133.9	57.048
3 -	19.085	120.2	37.062	132.1	56.147	9 -	19.242	119.4	36.616	133.1	55.858
4 -	18.862	122.0	36.493	132.8	55.355	10 -	18.944	121.7	36.511	133.1	55.455
5 -	18.885	119.1	37.328	132.6	56.213	11 -	18.994	121.1	36.446	133.1	55.440
6 -	19.092	120.6	36.491	132.6	55.583						
22	Lee JACKSON					Yamaha - Krystal Racing					
1 -	6:29.601	112.9	37.730	129.8	X:00.000	7 -	18.191	127.5	35.178	133.1	53.369
2 -	18.591	122.0	35.711	131.5	54.302	8 -	18.796	127.5	35.310	133.6	54.106
3 -	18.182	124.5	35.368	132.1	53.550	9 -	18.339	126.1	35.594	132.8	53.933
4 -	18.189	126.3	35.252	133.1	53.441	10 -	18.404	124.9	35.717	132.8	54.121
5 -	18.109	123.5	35.423	133.9	53.532	11 -	18.325	125.9	35.323	131.8	53.648
6 -	18.221	126.3	35.215	133.1	53.436	12 -	18.283	122.9	35.723	132.1	54.006
27	Dan STEWART					Yamaha - Wilcock Consulting					
1 -	6:48.992	102.1	40.283	127.8	X:00.000	7 -	19.032	121.7	36.353	131.8	55.385
2 -	19.515	114.7	37.598	127.8	57.113	8 -	18.916	122.9	36.447	132.6	55.363
3 -	19.118	121.3	36.698	130.0	55.816	9 -	18.918	123.1	36.233	132.6	55.151
4 -	18.932	124.2	36.514	130.3	55.446	10 -	18.844	123.1	36.561	131.5	55.405
5 -	19.059	120.9	36.466	130.5	55.525	11 -	19.080	124.2	36.667	130.5	55.747
6 -	19.167	122.6	36.634	131.0	55.801						
28	Denver ROBB					Suzuki - KP Racing					
1 -	6:37.108	99.5	42.118	127.0	X:00.000	7 -	18.981	119.6	37.205	131.5	56.186
2 -	19.635	112.2	39.375	131.3	59.010	8 -	18.867	118.7	37.209	129.8	56.076
3 -	19.009	119.4	37.077	131.5	56.086	9 -	19.397	115.5	37.272	131.8	56.669
4 -	19.096	119.8	37.080	131.8	56.176	10 -	19.345	116.7	37.435	131.0	56.780
5 -	18.965	117.1	37.016	132.8	55.981	11 -	19.038	117.5	36.918	130.0	55.956
6 -	18.918	119.8	36.847	132.8	55.765						

MCRCB BULLETIN TK087

2005 Metzeler Racetec National Superstock Championship WARM-UP - SECTOR ANALYSIS

(contd.)

34	Stu WILSON	Yamaha - Team Metabo UK									
1 -	6:30.603	107.3	39.304	128.0	X:00.000	6 -	18.870	121.5	36.921	128.3	55.791
2 -	19.253	120.2	37.676	128.8	56.929	7 -	2:10.395	115.9	37.445	128.5	2:47.840
3 -	18.943	117.7	37.302	128.0	56.245	8 -	20.345	89.1	53.851	128.0	1:14.196
4 -	19.025	121.3	37.260	130.3	56.285	9 -	18.857	120.2	37.210	128.8	56.067
5 -	18.817	121.1	37.139	129.5	55.956						
42	Guy SANDERS	Kawasaki -James Jackson Racing									
1 -	8:06.608	98.6	40.298	130.3	X:00.000	6 -	19.232	118.1	37.058	135.2	56.290
2 -	19.937	110.7	38.202	127.8	58.139	7 -	18.984	119.6	36.861	135.8	55.845
3 -	19.392	118.9	37.640	131.3	57.032	8 -	18.792	122.9	36.852	131.3	55.644
4 -	19.110	119.6	37.257	128.8	56.367	9 -	18.734	121.7	36.592	131.8	55.326
5 -	19.509	109.4	59.127	130.0	1:18.636						
45	Martin FINNEGAN	Honda - Vitrans									
1 -	6:43.886	91.1	41.184	129.3	X:00.000	7 -	18.855	121.3	36.366	131.3	55.221
2 -	19.530	117.5	37.632	131.3	57.162	8 -	18.871	120.2	36.762	132.1	55.633
3 -	19.037	116.9	37.451	131.3	56.488	9 -	18.876	122.2	36.973	131.8	55.849
4 -	19.012	120.0	37.094	131.5	56.106	10 -	18.795	120.2	37.778	129.3	56.573
5 -	19.339	118.7	36.831	129.8	56.170	11 -	19.056	122.4	36.770	130.0	55.826
6 -	19.001	122.0	36.664	129.8	55.665						
46	Ollie BRIDEWELL	Kawasaki - Vivaldi Racing									
1 -	6:55.711	107.3	40.040	127.8	X:00.000	7 -	18.674	123.1	36.139	131.5	54.813
2 -	19.149	121.3	37.106	131.5	56.255	8 -	18.996	123.5	36.487	129.5	55.483
3 -	18.918	122.9	36.794	130.8	55.712	9 -	18.559	124.9	36.224	132.3	54.783
4 -	18.732	124.9	39.011	130.0	57.743	10 -	18.682	124.5	36.420	132.6	55.102
5 -	18.872	123.1	36.526	129.3	55.398	11 -	18.701	124.9	37.042	132.3	55.743
6 -	18.683	122.4	36.303	130.5	54.986						
49	Rory ROCK	Yamaha									
1 -	6:38.476	105.5	40.949	126.8	X:00.000	7 -	18.495	122.0	36.619	132.3	55.114
2 -	19.590	115.3	38.504	129.3	58.094	8 -	19.879	120.2	36.589	131.8	56.468
3 -	18.999	119.8	37.244	132.3	56.243	9 -	18.585	124.7	36.281	129.5	54.866
4 -	18.682	119.4	36.576	131.0	55.258	10 -	18.813	124.0	36.334	131.3	55.147
5 -	18.808	121.3	38.069	130.8	56.877	11 -	18.707	124.9	36.230	131.8	54.937
6 -	18.881	123.8	36.344	131.3	55.225						
52	Ryan RAINEY	Yamaha - Image Motor Sport									
1 -	6:29.719	108.7	38.204	131.5	X:00.000	7 -	19.051	113.7	36.151	133.1	55.202
2 -	18.995	123.5	36.609	131.0	55.604	8 -	18.797	123.8	36.139	129.5	54.936
3 -	18.752	124.9	35.680	128.8	54.432	9 -	18.635	122.9	35.880	130.8	54.515
4 -	18.529	124.9	35.806	130.3	54.335	10 -	18.622	124.5	37.443	132.3	56.065
5 -	18.584	124.5	35.922	131.0	54.506	11 -	18.471	124.2	35.755	132.1	54.226
6 -	18.560	124.5	35.677	131.5	54.237						

MCRCB BULLETIN TK087

2005 Metzeler Racetec National Superstock Championship
WARM-UP - SECTOR ANALYSIS

(contd.)

58	Steve BOOKER					Yamaha - SDB Racing					
1 -	6:51.431	103.8	40.559	130.0	X:00.000	7 -	18.621	121.7	36.694	134.4	55.315
2 -	19.447	117.9	37.569	132.3	57.016	8 -	18.677	115.5	36.761	131.5	55.438
3 -	18.939	119.8	36.599	133.4	55.538	9 -	18.684	119.1	36.293	135.2	54.977
4 -	18.637	123.8	36.231	133.9	54.868	10 -	18.638	120.6	36.500	134.4	55.138
5 -	18.747	119.6	36.843	134.4	55.590	11 -	18.690	116.3	37.902	131.8	56.592
6 -	18.849	119.1	36.300	133.1	55.149						
60	Peter HICKMAN					Kawasaki - Astro Kawasaki					
1 -	6:33.711	103.4	39.343	132.6	X:00.000	6 -	18.831	120.9	36.698	134.4	55.529
2 -	19.432	118.3	37.416	132.8	56.848	7 -	18.903	120.4	36.669	132.3	55.572
3 -	19.226	121.5	36.710	133.6	55.936	8 -	18.960	121.3	37.502	131.3	56.462
4 -	19.031	118.9	36.706	132.3	55.737	9 -	2:11.389	116.9	36.434	133.4	2:47.823
5 -	19.045	121.1	36.537	133.6	55.582						
64	Aaron ZANOTTI					Kawasaki - Satellite Vivaldi					
1 -	6:55.406	111.6	39.549	131.8	X:00.000	7 -	19.095	123.1	36.457	135.0	55.552
2 -	19.329	124.0	37.249	133.1	56.578	8 -	18.788	125.4	36.473	135.2	55.261
3 -	19.041	124.2	36.619	133.9	55.660	9 -	18.714	125.9	36.288	132.6	55.002
4 -	19.037	122.0	36.303	133.4	55.340	10 -	18.887	126.3	36.114	135.8	55.001
5 -	19.025	126.1	36.179	132.6	55.204	11 -	18.733	123.5	36.395	131.8	55.128
6 -	18.986	124.5	36.191	134.4	55.177						
70	Dean JOHNSON					Kawasaki - CM Racing					
1 -	6:29.951	105.3	39.080	129.0	X:00.000	7 -	18.867	122.2	36.650	132.8	55.517
2 -	19.358	117.5	37.140	132.3	56.498	8 -	19.248	116.5	37.972	131.5	57.220
3 -	19.299	120.2	36.595	131.3	55.894	9 -	20.021	104.6	41.666	131.5	1:01.687
4 -	18.987	117.7	37.201	133.4	56.188	10 -	19.141	120.6	36.594	129.3	55.735
5 -	18.841	121.1	36.366	132.1	55.207	11 -	20.033	116.5	37.503	126.6	57.536
6 -	18.882	122.0	36.134	132.6	55.016						
73	Simon WRIGHT					Yamaha - AB Plant Shipping Ltd					
1 -	6:48.149	101.9	40.347	129.3	X:00.000	7 -	18.794	119.4	36.939	133.4	55.733
2 -	19.822	111.4	38.815	130.3	58.637	8 -	18.934	121.3	36.920	132.8	55.854
3 -	19.046	120.9	37.016	130.8	56.062	9 -	18.875	123.1	37.029	131.8	55.904
4 -	18.704	122.0	37.082	130.3	55.786	10 -	19.290	121.3	36.798	134.4	56.088
5 -	18.936	117.5	37.009	130.5	55.945	11 -	19.464	118.3	37.088	132.6	56.552
6 -	19.102	118.7	37.131	133.6	56.233						
75	Craig FITZPATRICK					Yamaha-Comptech Graves Yamaha					
1 -	6:41.930	105.6	39.376	133.4	X:00.000	7 -	18.629	123.8	36.671	133.9	55.300
2 -	18.965	115.3	38.582	132.8	57.547	8 -	18.797	123.1	36.427	134.2	55.224
3 -	18.916	122.0	36.543	135.5	55.459	9 -	18.596	126.6	36.464	133.6	55.060
4 -	18.530	124.9	36.487	136.3	55.017	10 -	18.626	124.5	36.017	132.8	54.643
5 -	18.615	122.6	37.078	136.6	55.693	11 -	18.691	124.5	36.428	133.1	55.119
6 -	18.978	123.8	36.063	132.6	55.041						

MCRCB BULLETIN TK087

2005 Metzeler Racetec National Superstock Championship WARM-UP - SECTOR ANALYSIS

(contd.)

77	Les SHAND					Yamaha - AIM Racing					
1 -	6:30.314	108.4	39.230	131.0	X:00.000	7 -	18.782	125.9	36.112	135.0	54.894
2 -	19.312	120.6	37.449	133.9	56.761	8 -	18.939	122.9	36.854	134.4	55.793
3 -	18.920	121.7	36.587	135.0	55.507	9 -	19.269	119.4	36.726	133.4	55.995
4 -	18.663	123.1	36.783	133.6	55.446	10 -	19.273	123.5	41.189	127.5	1:00.462
5 -	18.845	122.9	35.966	134.7	54.811	11 -	19.357	121.7	37.073	133.9	56.430
6 -	18.634	121.7	36.138	134.7	54.772						
84	James McBRIDE					Suzuki - Murray/Regal Building					
1 -	6:35.891	102.1	38.952	129.8	X:00.000	7 -	19.197	110.5	37.147	130.5	56.344
2 -	19.477	115.3	37.527	130.8	57.004	8 -	19.042	120.2	36.620	130.8	55.662
3 -	19.257	116.1	37.142	131.5	56.399	9 -	18.834	120.9	36.678	132.3	55.512
4 -	19.110	120.6	36.854	132.3	55.964	10 -	18.961	120.0	36.747	131.8	55.708
5 -	19.253	120.4	36.980	131.3	56.233	11 -	18.871	115.7	37.194	131.8	56.065
6 -	19.495	108.7	36.840	132.3	56.335						
89	Darren NORTH					Kawasaki - RP Bikes Racing					
1 -	6:32.208	104.0	39.444	130.3	X:00.000	5 -	18.698	120.6	36.549	130.0	55.247
2 -	18.962	117.9	37.960	132.3	56.922	6 -	19.424	97.8	41.200	116.3	1:00.624
3 -	18.695	120.2	36.818	132.6	55.513	7 -	20.163	114.5	39.379	107.3	59.542
4 -	18.637	119.1	36.851	132.8	55.488						
90	David JOHNSON					Suzuki - Drayton Croft/X-Press					
1 -	6:34.722	101.3	40.957	126.3	X:00.000	7 -	19.377	120.9	36.141	132.6	55.518
2 -	20.219	103.2	39.027	129.0	59.246	8 -	18.632	122.6	36.025	133.6	54.657
3 -	19.006	120.6	36.788	131.5	55.794	9 -	18.586	123.8	36.590	133.6	55.176
4 -	18.733	122.4	36.177	134.2	54.910	10 -	18.546	123.8	36.141	133.9	54.687
5 -	18.574	124.7	36.440	131.8	55.014	11 -	18.550	122.0	36.337	133.6	54.887
6 -	19.064	121.5	36.145	134.4	55.209						
91	Adrian COATES					Suzuki - TAS Suzuki					
1 -	6:31.210	111.2	38.829	135.0	X:00.000	7 -	18.338	124.5	36.047	136.1	54.385
2 -	18.889	119.4	36.638	136.1	55.527	8 -	18.653	119.1	37.776	114.9	56.429
3 -	18.514	124.7	35.537	135.0	54.051	9 -	18.692	119.4	36.090	134.4	54.782
4 -	18.582	124.0	35.758	136.9	54.340	10 -	18.386	121.7	35.603	134.7	53.989
5 -	18.354	126.6	35.382	134.7	53.736	11 -	18.371	119.8	35.726	135.8	54.097
6 -	18.370	123.3	35.522	136.3	53.892						
96	Paul YOUNG					Yamaha - Paul Young Racing					
1 -	7:04.436	110.9	38.623	128.3	X:00.000	7 -	18.540	124.5	35.798	133.1	54.338
2 -	19.026	122.0	36.331	130.8	55.357	8 -	18.615	126.3	35.960	132.6	54.575
3 -	18.838	124.0	35.977	131.3	54.815	9 -	18.478	126.1	36.164	133.6	54.642
4 -	18.608	123.1	35.885	131.5	54.493	10 -	18.472	124.0	36.096	135.0	54.568
5 -	18.529	124.2	35.848	132.3	54.377	11 -	18.640	122.6	36.102	132.8	54.742
6 -	18.530	123.8	36.098	133.1	54.628						

MCRCB BULLETIN TK087

2005 Metzeler Racetec National Superstock Championship
 WARM-UP - SECTOR ANALYSIS

(contd.)

97	Carl MARSDEN					Yamaha - MCRS					
1 -	6:36.011	96.8	42.226	120.0	X:00.000	7 -	18.821	120.9	37.201	129.5	56.022
2 -	20.309	111.1	40.211	130.8	1:00.520	8 -	18.925	119.1	37.055	129.5	55.980
3 -	19.413	113.3	37.875	130.5	57.288	9 -	18.891	120.9	36.972	130.8	55.863
4 -	18.980	121.7	37.450	128.5	56.430	10 -	18.767	121.5	38.461	127.8	57.228
5 -	18.936	121.1	37.291	130.3	56.227	11 -	19.362	115.9	39.450	125.9	58.812
6 -	18.854	120.6	37.224	129.8	56.078						

MCRCB BULLETIN TK088

2005 Metzeler Racetec National Superstock Championship WARM-UP - SPEED TRAP - FINISH LINE

POS	NO	CL	NAME	NAT	ENTRY	MPH
1	8		Ian HUTCHINSON		Honda - Mark Johns Motors	136.9
2	91		Adrian COATES		Suzuki - TAS Suzuki	136.9
3	2		Andy TINSLEY		Suzuki - Buildbase/Knotts	136.6
4	75		Craig FITZPATRICK		Yamaha-Comptech Graves Yamaha	136.6
5	6		Stephen THOMPSON		Suzuki - T&R Motorsport	136.3
6	9		Marshall NEILL		Kawasaki - TW2/MSS Discovery	136.1
7	64		Aaron ZANOTTI		Kawasaki - Satellite Vivaldi	135.8
8	42		Guy SANDERS		Kawasaki -James Jackson Racing	135.8
9	3		Mark DAVIES		Yamaha - Team MDR	135.8
10	58		Steve BOOKER		Yamaha - SDB Racing	135.2
11	96		Paul YOUNG		Yamaha - Paul Young Racing	135.0
12	77		Les SHAND		Yamaha - AIM Racing	135.0
13	73		Simon WRIGHT		Yamaha - AB Plant Shipping Ltd	134.4
14	90		David JOHNSON		Suzuki - Drayton Croft/X-Press	134.4
15	60		Peter HICKMAN		Kawasaki - Astro Kawasaki	134.4
16	20		Damian CUDLIN		Yamaha - PDM Racing	134.2
17	22		Lee JACKSON		Yamaha - Krystal Racing	133.9
18	12		Matt LAYT		Suzuki - Team BPM Suzuki	133.6
19	11		Jason DAVIS		Suzuki - Jason Davis Racing	133.4
20	70		Dean JOHNSON		Kawasaki - CM Racing	133.4
21	52		Ryan RAINEY		Yamaha - Image Motor Sport	133.1
22	10		Kelvin REILLY		Kawasaki - TW2/MSS Discovery	132.8
23	28		Denver ROBB		Suzuki - KP Racing	132.8
24	89		Darren NORTH		Kawasaki - RP Bikes Racing	132.8
25	46		Ollie BRIDEWELL		Kawasaki - Vivaldi Racing	132.6
26	27		Dan STEWART		Yamaha - Wilcock Consulting	132.6
27	84		James McBRIDE		Suzuki - Murray/Regal Building	132.3
28	49		Rory ROCK		Yamaha	132.3
29	45		Martin FINNEGAN		Honda - Vitrans	132.1
30	97		Carl MARSDEN		Yamaha - MCRS	130.8
31	34		Stu WILSON		Yamaha - Team Metabo UK	130.3

Weather / Track : Bright / Dry

msttimina.com

Mallory Park
Circuit Length = 1.3900 miles.
Start: 11:15 End: 11:26

Printed - 11:27 Sunday, 24 April 2005

MCRCB BULLETIN TK088

2005 Metzeler Racetec National Superstock Championship WARM-UP - SPEED TRAP - SECTOR

(contd.)

POS	NO	CL	NAME	NAT	ENTRY	MPH
1	8		Ian HUTCHINSON		Honda - Mark Johns Motors	127.5
2	22		Lee JACKSON		Yamaha - Krystal Racing	127.5
3	75		Craig FITZPATRICK		Yamaha-Comptech Graves Yamaha	126.6
4	9		Marshall NEILL		Kawasaki - TW2/MSS Discovery	126.6
5	91		Adrian COATES		Suzuki - TAS Suzuki	126.6
6	64		Aaron ZANOTTI		Kawasaki - Satellite Vivaldi	126.3
7	96		Paul YOUNG		Yamaha - Paul Young Racing	126.3
8	77		Les SHAND		Yamaha - AIM Racing	125.9
9	10		Kelvin REILLY		Kawasaki - TW2/MSS Discovery	125.6
10	49		Rory ROCK		Yamaha	124.9
11	46		Ollie BRIDEWELL		Kawasaki - Vivaldi Racing	124.9
12	52		Ryan RAINEY		Yamaha - Image Motor Sport	124.9
13	90		David JOHNSON		Suzuki - Drayton Croft/X-Press	124.7
14	27		Dan STEWART		Yamaha - Wilcock Consulting	124.2
15	2		Andy TINSLEY		Suzuki - Buildbase/Knotts	124.0
16	58		Steve BOOKER		Yamaha - SDB Racing	123.8
17	12		Matt LAYT		Suzuki - Team BPM Suzuki	123.5
18	11		Jason DAVIS		Suzuki - Jason Davis Racing	123.3
19	73		Simon WRIGHT		Yamaha - AB Plant Shipping Ltd	123.1
20	6		Stephen THOMPSON		Suzuki - T&R Motorsport	123.1
21	42		Guy SANDERS		Kawasaki -James Jackson Racing	122.9
22	20		Damian CUDLIN		Yamaha - PDM Racing	122.6
23	3		Mark DAVIES		Yamaha - Team MDR	122.6
24	45		Martin FINNEGAN		Honda - Vitrans	122.4
25	70		Dean JOHNSON		Kawasaki - CM Racing	122.2
26	97		Carl MARSDEN		Yamaha - MCRS	121.7
27	34		Stu WILSON		Yamaha - Team Metabo UK	121.5
28	60		Peter HICKMAN		Kawasaki - Astro Kawasaki	121.5
29	84		James McBRIDE		Suzuki - Murray/Regal Building	120.9
30	89		Darren NORTH		Kawasaki - RP Bikes Racing	120.6
31	28		Denver ROBB		Suzuki - KP Racing	119.8

Weather / Track : Bright / Dry

msttimina.com

Mallory Park
Circuit Length = 1.3900 miles.
Start: 11:15 End: 11:26

Printed - 11:27 Sunday, 24 April 2005

MCRCB BULLETIN TK089

2005 Metzeler Racetec National Superstock Championship BEST SECTOR TIMES - WARM-UP

SECTOR 1				SECTOR 2			IDEAL / BEST COMPARISON					
POS	NO	NAME	TIME	NO	NAME	TIME	POS	NO	NAME	IDEAL	BEST	DIFF
1	22	JACKSON	18.109	22	JACKSON	35.178	1	22	JACKSON	53.287	53.369	0.082
2	2	TINSLEY	18.313	2	TINSLEY	35.181	2	2	TINSLEY	53.494	53.520	0.026
3	91	COATES	18.338	91	COATES	35.382	3	91	COATES	53.720	53.736	0.016
4	6	THOMPSON	18.406	52	RAINEY	35.677	4	52	RAINEY	54.148	54.226	0.078
5	10	REILLY	18.456	96	YOUNG	35.798	5	96	YOUNG	54.270	54.338	0.068
6	9	NEILL	18.465	10	REILLY	35.896	6	10	REILLY	54.352	54.352	0.000
7	52	RAINEY	18.471	77	SHAND	35.966	7	9	NEILL	54.538	54.764	0.226
8	96	YOUNG	18.472	12	LAYT	35.967	8	75	FITZPATRICK	54.547	54.643	0.096
9	49	ROCK	18.495	11	DAVIS	36.006	9	90	JOHNSON	54.571	54.657	0.086
10	75	FITZPATRICK	18.530	75	FITZPATRICK	36.017	10	77	SHAND	54.600	54.772	0.172
11	90	JOHNSON	18.546	90	JOHNSON	36.025	11	12	LAYT	54.618	54.671	0.053
12	46	BRIDEWELL	18.559	9	NEILL	36.073	12	6	THOMPSON	54.688	54.688	0.000
13	58	BOOKER	18.621	8	HUTCHINSON	36.073	13	46	BRIDEWELL	54.698	54.783	0.085
14	77	SHAND	18.634	64	ZANOTTI	36.114	14	49	ROCK	54.725	54.866	0.141
15	89	NORTH	18.637	70	JOHNSON	36.134	15	8	HUTCHINSON	54.804	54.966	0.162
16	12	LAYT	18.651	46	BRIDEWELL	36.139	16	64	ZANOTTI	54.828	55.001	0.173
17	3	DAVIES	18.691	49	ROCK	36.230	17	58	BOOKER	54.852	54.868	0.016
18	73	WRIGHT	18.704	58	BOOKER	36.231	18	11	DAVIS	54.915	55.092	0.177
19	64	ZANOTTI	18.714	27	STEWART	36.233	19	70	JOHNSON	54.975	55.016	0.041
20	8	HUTCHINSON	18.731	6	THOMPSON	36.282	20	3	DAVIES	55.004	55.025	0.021
21	42	SANDERS	18.734	3	DAVIES	36.313	21	27	STEWART	55.077	55.151	0.074
22	97	MARSDEN	18.767	45	FINNEGAN	36.366	22	45	FINNEGAN	55.161	55.221	0.060
23	20	CUDLIN	18.790	60	HICKMAN	36.434	23	89	NORTH	55.186	55.247	0.061
24	45	FINNEGAN	18.795	20	CUDLIN	36.446	24	20	CUDLIN	55.236	55.355	0.119
25	34	WILSON	18.817	89	NORTH	36.549	25	60	HICKMAN	55.265	55.529	0.264
26	60	HICKMAN	18.831	42	SANDERS	36.592	26	42	SANDERS	55.326	55.326	0.000
27	84	McBRIDE	18.834	84	McBRIDE	36.620	27	84	McBRIDE	55.454	55.512	0.058
28	70	JOHNSON	18.841	73	WRIGHT	36.798	28	73	WRIGHT	55.502	55.733	0.231
29	27	STEWART	18.844	28	ROBB	36.847	29	28	ROBB	55.714	55.765	0.051
30	28	ROBB	18.867	34	WILSON	36.921	30	34	WILSON	55.738	55.791	0.053
31	11	DAVIS	18.909	97	MARSDEN	36.972	31	97	MARSDEN	55.739	55.863	0.124
32												


Perfect Lap	53.287
-------------	--------

Weather / Track : Bright / Dry

Mallory Park
Circuit Length = 1.3900 miles
Start: 11:15 End: 11:26

MCRCB BULLETIN TK090

**2005 Metzeler Racetec National Superstock Championship
FINAL GRID - RACE 6**

ROW 8	55.314 34 WILSON	55.215 45 FINNEGAN	55.142 97 MARSDEN	55.102 73 WRIGHT
ROW 7	55.068 84 McBRIDE	55.067 28 ROBB	54.956 42 SANDERS	54.874 27 STEWART
ROW 6	54.787 12 LAYT	54.780 15 EVEREST	54.710 8 HUTCHINSON	54.684 64 ZANOTTI
ROW 5	54.649 60 HICKMAN	54.601 20 CUDLIN	54.596 49 ROCK	54.582 58 BOOKER
ROW 4	54.577 70 JOHNSON	54.566 89 NORTH	54.502 3 DAVIES	54.331 46 BRIDEWELL
ROW 3	54.300 11 DAVIS	54.237 10 REILLY	54.203 6 THOMPSON	54.079 9 NEILL
ROW 2	53.940 90 JOHNSON	53.888 77 SHAND	53.797 75 FITZPATRICK	53.706 52 RAINEY
ROW 1	53.468 91 COATES	53.414 96 YOUNG	53.378 22 JACKSON	53.368 2 TINSLEY
				POLE
				

Weather / Track : Bright / Dry
These results are provisional until the conclusion of any judicial and technical matters.

Mallory Park
Circuit Length = 1.3900 miles.
Start: 15:45 End: 16:11

Race Director:	Stewards:	Timekeeper:
----------------	-----------	-------------

MCRCB BULLETIN TK131

**2005 Metzeler Racetec National Superstock Championship
RACE CLASSIFICATION - RACE 6**

POS	NO	CL	NAME	NAT	ENTRY	TIME	LAPS	GAP	MPH	BEST
1	96		Paul YOUNG		Yamaha - Paul Young Racing	12:57.315	14		90.12	53.553
2	22		Lee JACKSON		Yamaha - Krystal Racing	12:57.852	14	0.537	90.06	53.297
3	75		Craig FITZPATRICK		Yamaha-Comptech Graves Yamaha	12:59.758	14	2.443	89.84	53.775
4	9		Marshall NEILL		Kawasaki - TW2/MSS Discovery	13:00.058	14	2.743	89.80	53.764
5	90		David JOHNSON		Suzuki - Drayton Croft/X-Press	13:00.772	14	3.457	89.72	53.800
6	52		Ryan RAINEY		Yamaha - Image Motor Sport	13:00.945	14	3.630	89.70	53.849
7	10		Kelvin REILLY		Kawasaki - TW2/MSS Discovery	13:02.282	14	4.967	89.55	53.969
8	77		Les SHAND		Yamaha - AIM Racing	13:02.700	14	5.385	89.50	53.811
9	46		Ollie BRIDEWELL		Kawasaki - Vivaldi Racing	13:06.864	14	9.549	89.03	54.436
10	11		Jason DAVIS		Suzuki - Jason Davis Racing	13:07.377	14	10.062	88.97	54.536
11	60		Peter HICKMAN		Kawasaki - Astro Kawasaki	13:07.523	14	10.208	88.95	54.358
12	64		Aaron ZANOTTI		Kawasaki - Satellite Vivaldi	13:08.584	14	11.269	88.83	54.490
13	8		Ian HUTCHINSON		Honda - Mark Johns Motors	13:08.622	14	11.307	88.83	54.487
14	49		Rory ROCK		Yamaha	13:09.018	14	11.703	88.78	54.230
15	27		Dan STEWART		Yamaha - Wilcock Consulting	13:10.474	14	13.159	88.62	54.461
16	70		Dean JOHNSON		Kawasaki - CM Racing	13:10.683	14	13.368	88.60	54.649
17	84		James McBRIDE		Suzuki - Murray/Regal Building	13:13.118	14	15.803	88.33	54.924
18	42		Guy SANDERS		Kawasaki -James Jackson Racing	13:13.318	14	16.003	88.30	54.635
19	45		Martin FINNEGAN		Honda - Vitrans	13:13.983	14	16.668	88.23	54.943
20	58		Steve BOOKER		Yamaha - SDB Racing	13:16.994	14	19.679	87.90	54.974
21	28		Denver ROBB		Suzuki - KP Racing	13:17.814	14	20.499	87.81	54.978
22	97		Carl MARSDEN		Yamaha - MCRS	13:19.799	14	22.484	87.59	55.504
NOT CLASSIFIED										
2			Andy TINSLEY		Suzuki - Buildbase/Knotts	3:39.098	4	D.N.F.	91.35	53.235
6			Stephen THOMPSON		Suzuki - T&R Motorsport	3:43.977	4	D.N.F.	89.36	54.293
73			Simon WRIGHT		Yamaha - AB Plant Shipping Ltd	3:56.604	4	D.N.F.	84.59	55.537
91			Adrian COATES		Suzuki - TAS Suzuki	1:52.511	2	D.N.F.	88.95	54.179
89			Darren NORTH		Kawasaki - RP Bikes Racing	1:57.606	2	D.N.F.	85.09	55.236
12			Matt LAYT		Suzuki - Team BPM Suzuki		0	D.N.F.	N/A	
FASTEST LAP										
2			Andy TINSLEY		Suzuki - Buildbase/Knotts	53.235	4	93.99mph	151.27kph	

Weather / Track : Bright / Dry

These results are provisional until the conclusion of any judicial and technical matters.

Mallory Park
Circuit Length = 1.3900 miles.
Start: 17:26 End: 17:55

Race Director:	Stewards:	Timekeeper:
----------------	-----------	-------------

MCRCB BULLETIN TK132

**2005 Metzeler Racetec National Superstock Championship
RACE 6 - LAP CHART**

Lap 1			Lap 2			Lap 3			Lap 4			Lap 5		
No	Behind	Laptime	No	Behind	Laptime	No	Behind	Laptime	No	Behind	Laptime	No	Behind	Laptime
96		57.683	96		54.536	96		53.553	2		53.235	96		53.819
2	0.237	57.920	2	0.136	54.435	2	0.091	53.508	96	0.699	54.025	22	0.220	53.314
91	0.649	58.332	91	0.292	54.179	22	1.453	54.184	22	1.424	53.297	75	2.467	54.402
75	1.084	58.767	75	0.707	54.159	75	1.927	54.773	75	2.583	53.982	9	2.899	54.535
22	1.426	59.109	22	0.822	53.932	9	2.434	54.011	9	2.882	53.774	90	3.399	54.467
90	2.057	59.740	90	1.593	54.072	90	2.767	54.727	90	3.450	54.009	52	3.770	54.134
11	2.252	59.935	9	1.976	53.764	52	3.399	54.471	52	4.154	54.081	10	4.611	54.047
9	2.748	1:00.431	52	2.481	53.849	11	3.856	54.810	6	4.879	54.293	11	6.106	54.895
52	3.168	1:00.851	11	2.599	54.883	6	3.912	54.478	10	5.082	54.182	77	6.458	54.722
6	3.227	1:00.910	6	2.987	54.296	10	4.226	54.399	11	5.729	55.199	46	7.044	55.096
10	3.410	1:01.093	10	3.380	54.506	46	4.895	54.669	77	6.254	54.455	8	8.273	55.098
46	3.879	1:01.562	46	3.779	54.436	77	5.125	54.512	46	6.466	54.897	60	9.212	54.845
77	4.140	1:01.823	77	4.166	54.562	8	6.532	55.094	8	7.693	54.487	64	10.199	55.350
8	4.301	1:01.984	8	4.991	55.226	64	6.973	55.053	60	8.885	54.855	49	10.472	55.250
89	4.687	1:02.370	89	5.387	55.236	60	7.356	55.148	64	9.367	55.720	27	10.921	55.823
64	4.834	1:02.517	64	5.473	55.175	27	8.142	55.501	27	9.616	54.800	70	11.474	55.793
60	5.071	1:02.754	60	5.761	55.226	49	8.489	55.314	49	9.740	54.577	45	12.574	55.668
27	5.555	1:03.238	27	6.194	55.175	70	8.876	55.923	70	10.199	54.649	84	14.155	55.482
70	5.732	1:03.415	70	6.506	55.310	45	9.662	55.838	45	11.424	55.088	42	14.255	55.360
49	6.049	1:03.732	49	6.728	55.215	42	11.186	55.792	84	13.191	55.036	58	15.408	55.927
45	6.481	1:04.164	45	7.377	55.432	84	11.481	55.762	42	13.413	55.553	28	17.007	56.164
42	7.668	1:05.351	42	8.947	55.815	58	12.351	55.450	58	13.999	54.974	97	18.245	56.004
84	8.628	1:06.311	84	9.272	55.180	28	13.709	56.288	28	15.361	54.978			
58	9.314	1:06.997	58	10.454	55.676	97	14.581	55.913	97	16.759	55.504			
28	9.597	1:07.280	28	10.974	55.913	73	15.295	56.190	73	17.506	55.537			
97	11.089	1:08.772	97	12.221	55.668									
73	11.628	1:09.311	73	12.658	55.566									

MCRCB BULLETIN TK132

**2005 Metzeler Racetec National Superstock Championship
RACE 6 - LAP CHART**

(contd.)

Lap 6			Lap 7			Lap 8			Lap 9			Lap 10		
No	Behind	Laptime	No	Behind	Laptime	No	Behind	Laptime	No	Behind	Laptime	No	Behind	Laptime
96		1:03.975	96		1:02.747	96		53.766	22		53.864	96		53.679
22	0.354	1:04.109	22	0.295	1:02.688	22	0.201	53.672	96	0.220	54.285	22	0.137	54.036
75	0.499	1:02.007	75	0.644	1:02.892	75	0.796	53.918	75	0.506	53.775	75	0.897	54.290
9	0.737	1:01.813	9	0.906	1:02.916	9	1.030	53.890	9	1.133	54.168	9	1.633	54.399
90	1.039	1:01.615	90	1.348	1:03.056	90	1.804	54.222	90	1.539	53.800	90	2.309	54.669
52	1.318	1:01.523	52	1.820	1:03.249	52	2.069	54.015	52	2.066	54.062	52	2.668	54.501
10	1.460	1:00.824	10	2.019	1:03.306	10	2.222	53.969	10	2.167	54.010	10	2.774	54.506
11	1.930	59.799	11	2.605	1:03.422	77	3.466	54.206	77	3.212	53.811	77	3.574	54.261
77	2.334	59.851	77	3.026	1:03.439	11	3.774	54.935	11	4.391	54.682	11	5.028	54.536
46	2.488	59.419	46	3.394	1:03.653	46	4.330	54.702	46	4.889	54.624	46	5.467	54.477
8	2.824	58.526	8	3.681	1:03.604	8	4.793	54.878	8	5.329	54.601	8	6.355	54.925
60	3.400	58.163	60	3.953	1:03.300	60	5.009	54.822	60	5.627	54.683	60	6.560	54.832
64	3.914	57.690	64	4.697	1:03.530	64	5.893	54.962	64	6.469	54.641	64	7.060	54.490
49	4.048	57.551	49	4.795	1:03.494	49	6.148	55.119	49	7.105	55.022	49	7.436	54.230
27	4.582	57.636	27	5.260	1:03.425	27	6.542	55.048	27	7.418	54.941	27	7.980	54.461
70	5.050	57.551	70	5.481	1:03.178	70	7.016	55.301	70	7.773	54.822	70	9.097	55.223
45	5.575	56.976	45	6.121	1:03.293	84	7.577	55.093	84	9.316	55.804	84	10.412	54.995
84	6.667	56.487	84	6.250	1:02.330	45	8.308	55.953	45	9.593	55.350	42	10.957	55.104
42	6.994	56.714	42	6.601	1:02.354	42	8.618	55.783	42	9.752	55.199	45	11.736	56.042
58	8.055	56.622	58	7.447	1:02.139	58	8.887	55.206	58	10.401	55.579	28	12.359	55.491
28	9.232	56.200	28	7.916	1:01.431	28	9.324	55.174	28	10.767	55.508	58	12.854	56.352
97	11.064	56.794	97	8.933	1:00.616	97	11.119	55.952	97	12.703	55.649	97	14.562	55.758

MCRCB BULLETIN TK132

**2005 Metzeler Racetec National Superstock Championship
RACE 6 - LAP CHART**

(contd.)

Lap 11			Lap 12			Lap 13			Lap 14			Lap 15		
No	Behind	Laptime	No	Behind	Laptime	No	Behind	Laptime	No	Behind	Laptime	No	Behind	Laptime
96		53.708	96		53.695	96		53.950	96		53.894			
22	0.389	53.960	22	0.335	53.641	22	0.233	53.848	22	0.537	54.198			
75	1.392	54.203	75	1.806	54.109	75	2.189	54.333	75	2.443	54.148			
9	1.728	53.803	9	2.105	54.072	9	2.397	54.242	9	2.743	54.240			
90	2.706	54.105	90	2.924	53.913	90	3.072	54.098	90	3.457	54.279			
52	2.939	53.979	52	3.467	54.223	52	3.434	53.917	52	3.630	54.090			
10	3.084	54.018	10	3.824	54.435	10	4.160	54.286	10	4.967	54.701			
77	3.889	54.023	77	4.290	54.096	77	5.130	54.790	77	5.385	54.149			
11	5.979	54.659	11	7.355	55.071	46	8.684	55.054	46	9.549	54.759			
46	6.280	54.521	46	7.580	54.995	11	9.027	55.622	11	10.062	54.929			
60	7.210	54.358	60	8.058	54.543	60	9.207	55.099	60	10.208	54.895			
8	7.674	55.027	8	8.924	54.945	8	10.119	55.145	64	11.269	54.657			
64	8.234	54.882	64	9.542	55.003	64	10.506	54.914	8	11.307	55.082			
49	8.923	55.195	49	9.924	54.696	49	10.796	54.822	49	11.703	54.801			
27	9.184	54.912	27	10.666	55.177	27	11.604	54.888	27	13.159	55.449			
70	10.161	54.772	70	11.247	54.781	70	12.143	54.846	70	13.368	55.119			
84	11.634	54.930	84	13.084	55.145	84	14.058	54.924	84	15.803	55.639			
42	11.884	54.635	42	13.274	55.085	42	14.186	54.862	42	16.003	55.711			
45	12.971	54.943	45	14.347	55.071	45	15.468	55.071	45	16.668	55.094			
28	13.712	55.061	28	15.649	55.632	28	17.483	55.784	58	19.679	55.925			
58	14.300	55.154	58	15.800	55.195	58	17.648	55.798	28	20.499	56.910			
97	16.437	55.583	97	18.606	55.864	97	20.405	55.749	97	22.484	55.973			

MCRCB BULLETIN TK133

2005 Metzeler Racetec National Superstock Championship
RACE 6 - SECTOR ANALYSIS

2	Andy TINSLEY					Suzuki - Buildbase/Knotts					
1 -	22.300	123.1	35.620	134.4	57.920	3 -	18.231	127.8	35.277	135.8	53.508
2 -	18.209	127.5	36.226	133.1	54.435	4 -	18.160	125.2	35.075	133.9	53.235
6	Stephen THOMPSON					Suzuki - T&R Motorsport					
1 -	23.534	118.9	37.376	133.6	1:00.910	3 -	18.402	120.2	36.076	136.9	54.478
2 -	18.412	118.1	35.884	135.0	54.296	4 -	18.465	121.7	35.828	133.4	54.293
8	Ian HUTCHINSON					Honda - Mark Johns Motors					
1 -	24.246	118.1	37.738	134.4	1:01.984	8 -	18.756	125.2	36.122	135.8	54.878
2 -	18.740	122.6	36.486	135.0	55.226	9 -	18.714	124.5	35.887	137.2	54.601
3 -	18.735	124.2	36.359	134.4	55.094	10 -	18.669	123.3	36.256	135.0	54.925
4 -	18.695	123.8	35.792	135.5	54.487	11 -	18.799	124.2	36.228	135.8	55.027
5 -	18.870	121.5	36.228	133.1	55.098	12 -	18.894	120.2	36.051	135.5	54.945
6 -	19.436	104.0	39.090	110.3	58.526	13 -	18.824	122.4	36.321	135.5	55.145
7 -	24.508	87.9	39.096	133.6	1:03.604	14 -	18.905	124.5	36.177	137.5	55.082
9	Marshall NEILL					Kawasaki - TW2/MSS Discovery					
1 -	23.737	125.6	36.694	133.1	1:00.431	8 -	18.232	127.3	35.658	133.4	53.890
2 -	18.082	130.8	35.682	132.3	53.764	9 -	18.436	121.7	35.732	131.3	54.168
3 -	18.053	126.3	35.958	135.0	54.011	10 -	18.429	123.8	35.970	133.6	54.399
4 -	18.106	128.5	35.668	130.8	53.774	11 -	18.347	127.0	35.456	132.3	53.803
5 -	18.337	125.9	36.198	128.0	54.535	12 -	18.421	126.3	35.651	134.2	54.072
6 -	19.880	111.4	41.933	95.3	1:01.813	13 -	18.542	123.8	35.700	133.4	54.242
7 -	23.933	109.8	38.983	132.3	1:02.916	14 -	18.447	124.9	35.793	132.6	54.240
10	Kelvin REILLY					Kawasaki - TW2/MSS Discovery					
1 -	23.376	121.3	37.717	132.3	1:01.093	8 -	18.346	122.6	35.623	132.1	53.969
2 -	18.376	123.8	36.130	133.6	54.506	9 -	18.250	125.6	35.760	133.1	54.010
3 -	18.289	123.8	36.110	133.1	54.399	10 -	18.383	124.9	36.123	134.2	54.506
4 -	18.348	125.4	35.834	132.6	54.182	11 -	18.359	123.3	35.659	134.2	54.018
5 -	18.642	126.8	35.405	130.5	54.047	12 -	18.319	129.3	36.116	133.1	54.435
6 -	20.959	99.5	39.865	91.1	1:00.824	13 -	18.333	125.2	35.953	132.8	54.286
7 -	24.297	92.4	39.009	134.7	1:03.306	14 -	18.552	123.1	36.149	131.3	54.701
11	Jason DAVIS					Suzuki - Jason Davis Racing					
1 -	23.144	125.2	36.791	134.7	59.935	8 -	18.645	122.4	36.290	133.6	54.935
2 -	18.523	123.1	36.360	135.0	54.883	9 -	18.615	122.6	36.067	132.1	54.682
3 -	18.520	124.2	36.290	135.0	54.810	10 -	18.634	124.0	35.902	134.4	54.536
4 -	18.685	122.6	36.514	134.4	55.199	11 -	18.723	123.1	35.936	133.6	54.659
5 -	18.997	121.7	35.898	132.3	54.895	12 -	18.856	122.0	36.215	131.3	55.071
6 -	20.665	97.5	39.134	93.2	59.799	13 -	18.848	120.9	36.774	133.9	55.622
7 -	24.184	87.7	39.238	135.0	1:03.422	14 -	18.626	123.5	36.303	132.8	54.929
12	Matt LAYT					Suzuki - Team BPM Suzuki					

MCRCB BULLETIN TK133

2005 Metzeler Racetec National Superstock Championship
RACE 6 - SECTOR ANALYSIS

(contd.)

22	Lee JACKSON	Yamaha - Krystal Racing									
1 -	22.764	124.0	36.345	134.7	59.109	8 -	18.271	122.9	35.401	132.8	53.672
2 -	18.110	126.1	35.822	135.8	53.932	9 -	18.225	125.2	35.639	131.5	53.864
3 -	18.131	128.3	36.053	133.6	54.184	10 -	18.271	125.6	35.765	133.1	54.036
4 -	18.153	125.9	35.144	132.1	53.297	11 -	18.434	124.7	35.526	130.8	53.960
5 -	18.206	125.4	35.108	134.2	53.314	12 -	18.271	124.7	35.370	133.6	53.641
6 -	21.192	92.1	42.917	101.5	1:04.109	13 -	18.269	121.7	35.579	133.4	53.848
7 -	23.198	103.5	39.490	132.1	1:02.688	14 -	18.299	124.7	35.899	131.0	54.198
27	Dan STEWART	Yamaha - Wilcock Consulting									
1 -	24.537		38.701	130.5	1:03.238	8 -	18.830	123.8	36.218	132.8	55.048
2 -	18.694	126.1	36.481	132.6	55.175	9 -	18.568	125.6	36.373	133.1	54.941
3 -	18.719	126.1	36.782	132.1	55.501	10 -	18.606	125.6	35.855	132.1	54.461
4 -	18.512	123.8	36.288	130.8	54.800	11 -	18.720	123.1	36.192	132.1	54.912
5 -	18.997	124.9	36.826	130.0	55.823	12 -	18.890	123.3	36.287	131.3	55.177
6 -	19.377	112.7	38.259	124.2	57.636	13 -	18.743	124.0	36.145	131.0	54.888
7 -	24.627	89.3	38.798	132.1	1:03.425	14 -	18.817	122.4	36.632	131.3	55.449
28	Denver ROBB	Suzuki - KP Racing									
1 -	24.959	114.9	42.321	131.8	1:07.280	8 -	18.591	121.7	36.583	133.6	55.174
2 -	18.887	113.9	37.026	131.8	55.913	9 -	18.601	120.0	36.907	132.8	55.508
3 -	18.841	120.0	37.447	131.8	56.288	10 -	18.678	122.4	36.813	132.6	55.491
4 -	18.684	119.8	36.294	130.5	54.978	11 -	18.530	119.4	36.531	130.8	55.061
5 -	19.337	118.7	36.827	130.0	56.164	12 -	18.665	120.2	36.967	131.0	55.632
6 -	19.168	120.2	37.032	131.8	56.200	13 -	18.814	118.1	36.970	131.8	55.784
7 -	22.773	89.2	38.658	132.1	1:01.431	14 -	19.129	119.4	37.781	127.8	56.910
42	Guy SANDERS	Kawasaki -James Jackson Racing									
1 -	25.012	120.9	40.339	133.4	1:05.351	8 -	18.597	124.7	37.186	136.1	55.783
2 -	18.922	123.3	36.893	135.2	55.815	9 -	18.687	123.3	36.512	135.5	55.199
3 -	18.773	122.4	37.019	131.5	55.792	10 -	18.589	127.5	36.515	134.2	55.104
4 -	18.952	117.3	36.601	135.0	55.553	11 -	18.697	124.5	35.938	134.4	54.635
5 -	18.668	121.3	36.692	136.1	55.360	12 -	18.719	122.4	36.366	135.2	55.085
6 -	19.749	115.7	36.965	134.7	56.714	13 -	18.665	120.6	36.197	135.5	54.862
7 -	24.388	87.2	37.966	136.9	1:02.354	14 -	18.858	121.1	36.853	132.3	55.711
45	Martin FINNEGAN	Honda - Vitrans									
1 -	25.358		38.806	132.6	1:04.164	8 -	18.767	122.0	37.186	132.3	55.953
2 -	18.720	123.5	36.712	133.1	55.432	9 -	18.749	124.7	36.601	131.3	55.350
3 -	18.704	121.1	37.134	133.4	55.838	10 -	18.687	122.0	37.355	131.3	56.042
4 -	18.693	120.4	36.395	131.8	55.088	11 -	18.759	121.7	36.184	132.1	54.943
5 -	19.023	118.3	36.645	130.3	55.668	12 -	18.673	123.8	36.398	131.0	55.071
6 -	19.304	115.7	37.672	131.3	56.976	13 -	18.730	122.2	36.341	132.8	55.071
7 -	24.439	100.1	38.854	133.1	1:03.293	14 -	18.732	123.1	36.362	132.6	55.094

MCRCB BULLETIN TK133

2005 Metzeler Racetec National Superstock Championship
RACE 6 - SECTOR ANALYSIS

(contd.)

46	Ollie BRIDEWELL					Kawasaki - Vivaldi Racing					
1 -	23.733	121.7	37.829	132.6	1:01.562	8 -	18.494	125.2	36.208	133.1	54.702
2 -	18.350	126.6	36.086	134.2	54.436	9 -	18.482	125.4	36.142	130.8	54.624
3 -	18.342	124.5	36.327	132.8	54.669	10 -	18.528	125.9	35.949	131.8	54.477
4 -	18.353	125.4	36.544	132.8	54.897	11 -	18.632	124.7	35.889	131.0	54.521
5 -	18.813	121.5	36.283	131.8	55.096	12 -	18.707	125.9	36.288	132.3	54.995
6 -	20.064	96.9	39.355	101.2	59.419	13 -	18.743	125.9	36.311	132.3	55.054
7 -	24.323	89.8	39.330	133.9	1:03.653	14 -	18.643	125.2	36.116	131.8	54.759
49	Rory ROCK					Yamaha					
1 -	24.674	115.1	39.058	130.8	1:03.732	8 -	18.941	124.5	36.178	130.8	55.119
2 -	18.586	120.6	36.629	132.6	55.215	9 -	18.641	124.2	36.381	130.8	55.022
3 -	18.582	126.8	36.732	132.1	55.314	10 -	18.513	125.6	35.717	130.8	54.230
4 -	18.463	122.0	36.114	132.8	54.577	11 -	18.645	124.5	36.550	129.3	55.195
5 -	18.950	126.1	36.300	130.3	55.250	12 -	18.633	122.2	36.063	131.0	54.696
6 -	19.470	112.4	38.081	125.2	57.551	13 -	18.595	122.4	36.227	132.8	54.822
7 -	24.574	95.0	38.920	129.3	1:03.494	14 -	18.633	124.2	36.168	133.6	54.801
52	Ryan RAINEY					Yamaha - Image Motor Sport					
1 -	23.530	121.5	37.321	132.6	1:00.851	8 -	18.355	125.9	35.660	135.0	54.015
2 -	18.385	126.1	35.464	133.4	53.849	9 -	18.115	125.9	35.947	133.6	54.062
3 -	18.282	125.4	36.189	130.5	54.471	10 -	18.228	124.0	36.273	132.8	54.501
4 -	18.505	124.2	35.576	132.8	54.081	11 -	18.273	124.2	35.706	133.1	53.979
5 -	18.408	123.5	35.726	119.1	54.134	12 -	18.418	123.3	35.805	133.6	54.223
6 -	21.639	99.5	39.884	89.3	1:01.523	13 -	18.333	126.3	35.584	133.6	53.917
7 -	24.309	93.2	38.940	132.8	1:03.249	14 -	18.404	126.1	35.686	134.2	54.090
58	Steve BOOKER					Yamaha - SDB Racing					
1 -	25.101	112.2	41.896	131.3	1:06.997	8 -	18.588	121.5	36.618	135.2	55.206
2 -	18.954	120.0	36.722	132.3	55.676	9 -	18.760	118.7	36.819	133.6	55.579
3 -	18.663	122.0	36.787	134.2	55.450	10 -	18.543	123.3	37.809	134.2	56.352
4 -	18.654	122.4	36.320	133.1	54.974	11 -	18.792	119.8	36.362	133.6	55.154
5 -	18.873	117.7	37.054	132.3	55.927	12 -	18.633	120.6	36.562	132.8	55.195
6 -	19.380	111.2	37.242	130.0	56.622	13 -	18.814	118.5	36.984	133.4	55.798
7 -	23.683	89.8	38.456	133.6	1:02.139	14 -	19.088	117.5	36.837	132.3	55.925
60	Peter HICKMAN					Kawasaki - Astro Kawasaki					
1 -	24.127	116.9	38.627	134.7	1:02.754	8 -	18.737	124.2	36.085	136.3	54.822
2 -	18.812	124.5	36.414	134.4	55.226	9 -	18.695	123.8	35.988	135.8	54.683
3 -	18.905	124.2	36.243	134.4	55.148	10 -	18.647	123.5	36.185	135.8	54.832
4 -	18.587	122.9	36.268	133.4	54.855	11 -	18.624	126.8	35.734	134.2	54.358
5 -	18.808	121.3	36.037	132.6	54.845	12 -	18.669	122.6	35.874	135.2	54.543
6 -	19.692	100.9	38.471	121.5	58.163	13 -	18.682	122.4	36.417	135.2	55.099
7 -	24.615	88.8	38.685	134.7	1:03.300	14 -	18.728	124.0	36.167	136.1	54.895

MCRCB BULLETIN TK133

2005 Metzeler Racetec National Superstock Championship
RACE 6 - SECTOR ANALYSIS

(contd.)

64	Aaron ZANOTTI					Kawasaki - Satellite Vivaldi					
1 -	24.335	116.5	38.182	136.6	1:02.517	8 -	18.937	123.8	36.025	134.7	54.962
2 -	18.878	123.8	36.297	136.6	55.175	9 -	18.771	125.6	35.870	135.5	54.641
3 -	18.889	127.0	36.164	135.5	55.053	10 -	18.782	125.9	35.708	136.1	54.490
4 -	18.827	124.9	36.893	134.7	55.720	11 -	18.924	126.1	35.958	134.7	54.882
5 -	19.080	122.6	36.270	133.6	55.350	12 -	18.896	126.8	36.107	135.5	55.003
6 -	19.485	119.8	38.205	121.7	57.690	13 -	18.764	127.0	36.150	135.5	54.914
7 -	24.316	90.3	39.214	135.5	1:03.530	14 -	18.819	126.3	35.838	135.5	54.657
70	Dean JOHNSON					Kawasaki - CM Racing					
1 -	24.427	117.7	38.988	133.6	1:03.415	8 -	18.883	120.4	36.418	133.1	55.301
2 -	18.698	122.6	36.612	134.2	55.310	9 -	18.683	123.8	36.139	132.8	54.822
3 -	18.691	123.1	37.232	133.4	55.923	10 -	18.663	126.6	36.560	132.1	55.223
4 -	18.582	122.2	36.067	132.8	54.649	11 -	18.808	120.6	35.964	132.6	54.772
5 -	18.892	122.0	36.901	129.3	55.793	12 -	18.778	121.5	36.003	132.6	54.781
6 -	19.576	110.3	37.975	129.5	57.551	13 -	18.824	124.5	36.022	133.6	54.846
7 -	24.572	97.5	38.606	132.6	1:03.178	14 -	18.774	121.7	36.345	133.6	55.119
73	Simon WRIGHT					Yamaha - AB Plant Shipping Ltd					
1 -	25.197		44.114	126.1	1:09.311	3 -	18.878	119.1	37.312	130.5	56.190
2 -	18.773	121.7	36.793	129.0	55.566	4 -	18.665	118.5	36.872	133.6	55.537
75	Craig FITZPATRICK					Yamaha-Comptech Graves Yamaha					
1 -	22.554	126.6	36.213	134.7	58.767	8 -	18.216	125.6	35.702	135.0	53.918
2 -	18.283	126.8	35.876	135.0	54.159	9 -	18.197	126.6	35.578	135.8	53.775
3 -	18.181	126.3	36.592	135.0	54.773	10 -	18.287	125.2	36.003	133.4	54.290
4 -	18.486	124.0	35.496	135.2	53.982	11 -	18.644	128.0	35.559	133.1	54.203
5 -	18.395	126.1	36.007	133.1	54.402	12 -	18.539	125.6	35.570	134.4	54.109
6 -	19.964	113.3	42.043	100.6	1:02.007	13 -	18.501	127.3	35.832	133.9	54.333
7 -	23.330	101.3	39.562	135.5	1:02.892	14 -	18.496	125.6	35.652	134.7	54.148
77	Les SHAND					Yamaha - AIM Racing					
1 -	23.875		37.948	135.5	1:01.823	8 -	18.473	116.9	35.733	135.5	54.206
2 -	18.356	126.8	36.206	135.5	54.562	9 -	18.323	123.5	35.488	134.2	53.811
3 -	18.232	117.7	36.280	135.0	54.512	10 -	18.200	125.9	36.061	134.4	54.261
4 -	18.190	126.8	36.265	135.0	54.455	11 -	18.383	124.5	35.640	134.7	54.023
5 -	18.791	120.9	35.931	134.7	54.722	12 -	18.319	124.0	35.777	134.7	54.096
6 -	20.486	92.1	39.365	95.7	59.851	13 -	18.232	121.7	36.558	135.2	54.790
7 -	24.184	86.2	39.255	134.4	1:03.439	14 -	18.361	122.2	35.788	134.7	54.149
84	James McBRIDE					Suzuki - Murray/Regal Building					
1 -	25.302	114.5	41.009	130.5	1:06.311	8 -	18.694	122.0	36.399	133.6	55.093
2 -	18.836	124.0	36.344	133.4	55.180	9 -	18.574	126.8	37.230	132.6	55.804
3 -	18.675	124.5	37.087	133.4	55.762	10 -	18.526	123.1	36.469	131.8	54.995
4 -	18.659	125.6	36.377	130.5	55.036	11 -	18.671	122.4	36.259	130.5	54.930
5 -	18.770	120.2	36.712	131.0	55.482	12 -	18.767	116.1	36.378	131.5	55.145
6 -	19.568	116.3	36.919	131.3	56.487	13 -	18.626	119.8	36.298	131.3	54.924
7 -	24.489	83.9	37.841	133.9	1:02.330	14 -	18.845	117.9	36.794	132.1	55.639
89	Darren NORTH					Kawasaki - RP Bikes Racing					
1 -	24.090	118.5	38.280	133.4	1:02.370	2 -	18.477	125.9	36.759	132.8	55.236

Weather / Track : Bright / Dry

Mallory Park
Circuit Length = 1.3900 miles.
Start: 17:26 End: 17:55

MCRCB BULLETIN TK133

2005 Metzeler Racetec National Superstock Championship
RACE 6 - SECTOR ANALYSIS

(contd.)

90	David JOHNSON					Suzuki - Drayton Croft/X-Press					
1 -	22.931	123.5	36.809	134.2	59.740	8 -	18.272	127.5	35.950	134.2	54.222
2 -	18.358	123.5	35.714	134.2	54.072	9 -	18.270	127.3	35.530	134.7	53.800
3 -	18.253	126.3	36.474	134.2	54.727	10 -	18.335	126.1	36.334	133.1	54.669
4 -	18.342	125.2	35.667	134.7	54.009	11 -	18.396	126.6	35.709	134.4	54.105
5 -	18.372	125.9	36.095	124.5	54.467	12 -	18.378	124.9	35.535	134.7	53.913
6 -	20.767	109.2	40.848	86.4	1:01.615	13 -	18.372	124.0	35.726	135.5	54.098
7 -	24.021	104.5	39.035	133.9	1:03.056	14 -	18.277	126.3	36.002	133.6	54.279
91	Adrian COATES					Suzuki - TAS Suzuki					
1 -	22.584	125.6	35.748	135.5	58.332	2 -	18.347	125.6	35.832	137.5	54.179
96	Paul YOUNG					Yamaha - Paul Young Racing					
1 -	22.211	125.2	35.472	132.3	57.683	8 -	18.447	124.7	35.319	132.3	53.766
2 -	18.379	125.9	36.157	133.4	54.536	9 -	18.394	116.9	35.891	135.2	54.285
3 -	18.284	127.5	35.269	134.2	53.553	10 -	18.271	124.9	35.408	132.8	53.679
4 -	18.507	124.7	35.518	131.0	54.025	11 -	18.466	126.6	35.242	133.1	53.708
5 -	18.361	122.9	35.458	126.3	53.819	12 -	18.325	125.9	35.370	132.3	53.695
6 -	21.075	94.3	42.900	102.6	1:03.975	13 -	18.334	127.3	35.616	132.8	53.950
7 -	23.306	95.8	39.441	132.3	1:02.747	14 -	18.365	126.6	35.529	132.1	53.894
97	Carl MARSDEN					Yamaha - MCRS					
1 -	25.561	114.1	43.211	127.5	1:08.772	8 -	18.860	121.7	37.092	128.8	55.952
2 -	18.642	122.2	37.026	128.8	55.668	9 -	18.738	123.1	36.911	126.6	55.649
3 -	18.690	121.5	37.223	127.0	55.913	10 -	18.690	122.0	37.068	128.5	55.758
4 -	18.700	121.3	36.804	127.8	55.504	11 -	18.813	121.3	36.770	128.5	55.583
5 -	18.779	120.6	37.225	128.0	56.004	12 -	18.783	122.9	37.081	126.1	55.864
6 -	19.160	117.3	37.634	128.5	56.794	13 -	18.717	120.2	37.032	128.3	55.749
7 -	21.546	94.1	39.070	126.8	1:00.616	14 -	18.858	116.5	37.115	127.8	55.973

MCRCB BULLETIN TK134

2005 Metzeler Racetec National Superstock Championship RACE 6 - SPEED TRAP - FINISH LINE

POS	NO	CL	NAME	NAT	ENTRY	MPH
1	8		Ian HUTCHINSON		Honda - Mark Johns Motors	137.5
2	91		Adrian COATES		Suzuki - TAS Suzuki	137.5
3	42		Guy SANDERS		Kawasaki -James Jackson Racing	136.9
4	6		Stephen THOMPSON		Suzuki - T&R Motorsport	136.9
5	64		Aaron ZANOTTI		Kawasaki - Satellite Vivaldi	136.6
6	60		Peter HICKMAN		Kawasaki - Astro Kawasaki	136.3
7	75		Craig FITZPATRICK		Yamaha-Comptech Graves Yamaha	135.8
8	2		Andy TINSLEY		Suzuki - Buildbase/Knotts	135.8
9	22		Lee JACKSON		Yamaha - Krystal Racing	135.8
10	90		David JOHNSON		Suzuki - Drayton Croft/X-Press	135.5
11	77		Les SHAND		Yamaha - AIM Racing	135.5
12	96		Paul YOUNG		Yamaha - Paul Young Racing	135.2
13	58		Steve BOOKER		Yamaha - SDB Racing	135.2
14	52		Ryan RAINEY		Yamaha - Image Motor Sport	135.0
15	9		Marshall NEILL		Kawasaki - TW2/MSS Discovery	135.0
16	11		Jason DAVIS		Suzuki - Jason Davis Racing	135.0
17	10		Kelvin REILLY		Kawasaki - TW2/MSS Discovery	134.7
18	70		Dean JOHNSON		Kawasaki - CM Racing	134.2
19	46		Ollie BRIDEWELL		Kawasaki - Vivaldi Racing	134.2
20	84		James McBRIDE		Suzuki - Murray/Regal Building	133.9
21	49		Rory ROCK		Yamaha	133.6
22	28		Denver ROBB		Suzuki - KP Racing	133.6
23	73		Simon WRIGHT		Yamaha - AB Plant Shipping Ltd	133.6
24	45		Martin FINNEGAN		Honda - Vitrans	133.4
25	89		Darren NORTH		Kawasaki - RP Bikes Racing	133.4
26	27		Dan STEWART		Yamaha - Wilcock Consulting	133.1
27	97		Carl MARSDEN		Yamaha - MCRS	128.8

Weather / Track : Bright / Dry

msttimina.com

Mallory Park
Circuit Length = 1.3900 miles.
Start: 17:26 End: 17:55

Printed - 17:56 Sunday, 24 April 2005

MCRCB BULLETIN TK134

2005 Metzeler Racetec National Superstock Championship RACE 6 - SPEED TRAP - SECTOR

(contd.)

POS	NO	CL	NAME	NAT	ENTRY	MPH
1	9		Marshall NEILL		Kawasaki - TW2/MSS Discovery	130.8
2	10		Kelvin REILLY		Kawasaki - TW2/MSS Discovery	129.3
3	22		Lee JACKSON		Yamaha - Krystal Racing	128.3
4	75		Craig FITZPATRICK		Yamaha-Comptech Graves Yamaha	128.0
5	2		Andy TINSLEY		Suzuki - Buildbase/Knotts	127.8
6	42		Guy SANDERS		Kawasaki -James Jackson Racing	127.5
7	90		David JOHNSON		Suzuki - Drayton Croft/X-Press	127.5
8	96		Paul YOUNG		Yamaha - Paul Young Racing	127.5
9	64		Aaron ZANOTTI		Kawasaki - Satellite Vivaldi	127.0
10	89		Darren NORTH		Kawasaki - RP Bikes Racing	127.0
11	60		Peter HICKMAN		Kawasaki - Astro Kawasaki	126.8
12	84		James McBRIDE		Suzuki - Murray/Regal Building	126.8
13	49		Rory ROCK		Yamaha	126.8
14	77		Les SHAND		Yamaha - AIM Racing	126.8
15	70		Dean JOHNSON		Kawasaki - CM Racing	126.6
16	46		Ollie BRIDEWELL		Kawasaki - Vivaldi Racing	126.6
17	52		Ryan RAINEY		Yamaha - Image Motor Sport	126.3
18	27		Dan STEWART		Yamaha - Wilcock Consulting	126.1
19	91		Adrian COATES		Suzuki - TAS Suzuki	125.6
20	8		Ian HUTCHINSON		Honda - Mark Johns Motors	125.2
21	11		Jason DAVIS		Suzuki - Jason Davis Racing	125.2
22	45		Martin FINNEGAN		Honda - Vitrans	124.7
23	58		Steve BOOKER		Yamaha - SDB Racing	123.3
24	97		Carl MARSDEN		Yamaha - MCRS	123.1
25	28		Denver ROBB		Suzuki - KP Racing	122.4
26	6		Stephen THOMPSON		Suzuki - T&R Motorsport	121.7
27	73		Simon WRIGHT		Yamaha - AB Plant Shipping Ltd	121.7
28	12		Matt LAYT		Suzuki - Team BPM Suzuki	119.1

Weather / Track : Bright / Dry

msttimina.com

Mallory Park
Circuit Length = 1.3900 miles.
Start: 17:26 End: 17:55

Printed - 17:56 Sunday, 24 April 2005

MCRCB BULLETIN TK135

2005 Metzeler Racetec National Superstock Championship BEST SECTOR TIMES - RACE 6

SECTOR 1				SECTOR 2		IDEAL / BEST COMPARISON						
POS	NO	NAME	TIME	NO	NAME	TIME	POS	NO	NAME	IDEAL	BEST	DIFF
1	9	NEILL	18.053	2	TINSLEY	35.075	1	22	JACKSON	53.218	53.297	0.079
2	22	JACKSON	18.110	22	JACKSON	35.108	2	2	TINSLEY	53.235	53.235	0.000
3	52	RAINEY	18.115	96	YOUNG	35.242	3	9	NEILL	53.509	53.764	0.255
4	2	TINSLEY	18.160	10	REILLY	35.405	4	96	YOUNG	53.513	53.553	0.040
5	75	FITZPATRICK	18.181	9	NEILL	35.456	5	52	RAINEY	53.579	53.849	0.270
6	77	SHAND	18.190	52	RAINEY	35.464	6	10	REILLY	53.655	53.969	0.314
7	10	REILLY	18.250	77	SHAND	35.488	7	75	FITZPATRICK	53.677	53.775	0.098
8	90	JOHNSON	18.253	75	FITZPATRICK	35.496	8	77	SHAND	53.678	53.811	0.133
9	96	YOUNG	18.271	90	JOHNSON	35.530	9	90	JOHNSON	53.783	53.800	0.017
10	46	BRIDEWELL	18.342	64	ZANOTTI	35.708	10	91	COATES	54.095	54.179	0.084
11	91	COATES	18.347	49	ROCK	35.717	11	49	ROCK	54.180	54.230	0.050
12	6	THOMPSON	18.402	60	HICKMAN	35.734	12	6	THOMPSON	54.230	54.293	0.063
13	49	ROCK	18.463	91	COATES	35.748	13	46	BRIDEWELL	54.231	54.436	0.205
14	89	NORTH	18.477	8	HUTCHINSON	35.792	14	60	HICKMAN	54.321	54.358	0.037
15	27	STEWART	18.512	6	THOMPSON	35.828	15	27	STEWART	54.367	54.461	0.094
16	11	DAVIS	18.520	27	STEWART	35.855	16	11	DAVIS	54.418	54.536	0.118
17	84	McBRIDE	18.526	46	BRIDEWELL	35.889	17	8	HUTCHINSON	54.461	54.487	0.026
18	28	ROBB	18.530	11	DAVIS	35.898	18	64	ZANOTTI	54.472	54.490	0.018
19	58	BOOKER	18.543	42	SANDERS	35.938	19	42	SANDERS	54.527	54.635	0.108
20	70	JOHNSON	18.582	70	JOHNSON	35.964	20	70	JOHNSON	54.546	54.649	0.103
21	60	HICKMAN	18.587	45	FINNEGAN	36.184	21	84	McBRIDE	54.785	54.924	0.139
22	42	SANDERS	18.589	84	McBRIDE	36.259	22	28	ROBB	54.824	54.978	0.154
23	97	MARSDEN	18.642	28	ROBB	36.294	23	45	FINNEGAN	54.857	54.943	0.086
24	73	WRIGHT	18.665	58	BOOKER	36.320	24	58	BOOKER	54.863	54.974	0.111
25	8	HUTCHINSON	18.669	89	NORTH	36.759	25	89	NORTH	55.236	55.236	0.000
26	45	FINNEGAN	18.673	97	MARSDEN	36.770	26	97	MARSDEN	55.412	55.504	0.092
27	64	ZANOTTI	18.764	73	WRIGHT	36.793	27	73	WRIGHT	55.458	55.537	0.079
									Perfect Lap	53.128		

Weather / Track : Sunny / Dry

Mallory Park
Circuit Length = 1.3900 miles
Start: 17:26 End: 17:55

MCRCB BULLETIN TK136

National Superstock Championship RIDERS POINTS AFTER ROUND 3

	TOTAL	28th March Brands Hatch - Indy	10th April Thruxton	24th April Mallory Park	2nd May Oulton Park	15th May Mondello Park	5th June Croft	26th June Knockhill	10th July Snetterton	21st August Silverstone	29th August Cadwell Park	11th September Oulton Park	25th September Donington Park	9th October Brands Hatch - GP
Lee JACKSON	53	13	20	20										
Andy TINSLEY	41	25	16											
Craig FITZPATRICK	40	16	8	16										
Adrian COATES	36	11	25											
Howie MAINWARING	33	20	13											
Paul YOUNG	33	8		25										
Kelvin REILLY	28	7	11	10										
Ollie BRIDEWELL	21	6	7	8										
David JOHNSON	21	10		11										
Ryan RAINEY	18	9	9											
Marshall NEILL	16	3		13										
Stephen THOMPSON	12	2	10											
Les SHAND	12		3	9										
Peter HICKMAN	11		6	5										
Aaron ZANOTTI	9		5	4										
Kenny EVEREST	7	5	2											
Rory ROCK	6		4	2										
Jason DAVIS	6			6										
Guy SANDERS	4	4												
Ian HUTCHINSON	3			3										
Mark DAVIES	1	1												
Steve BOOKER	1		1											
Dan STEWART	1			1										